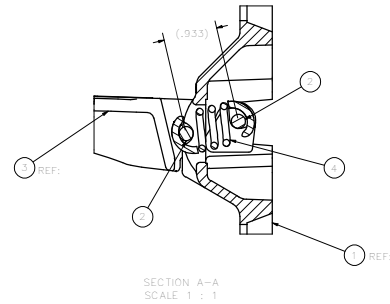
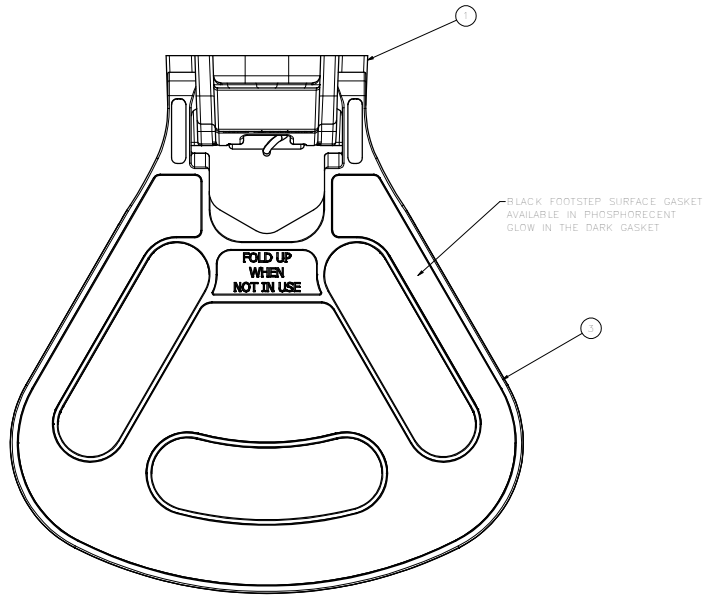
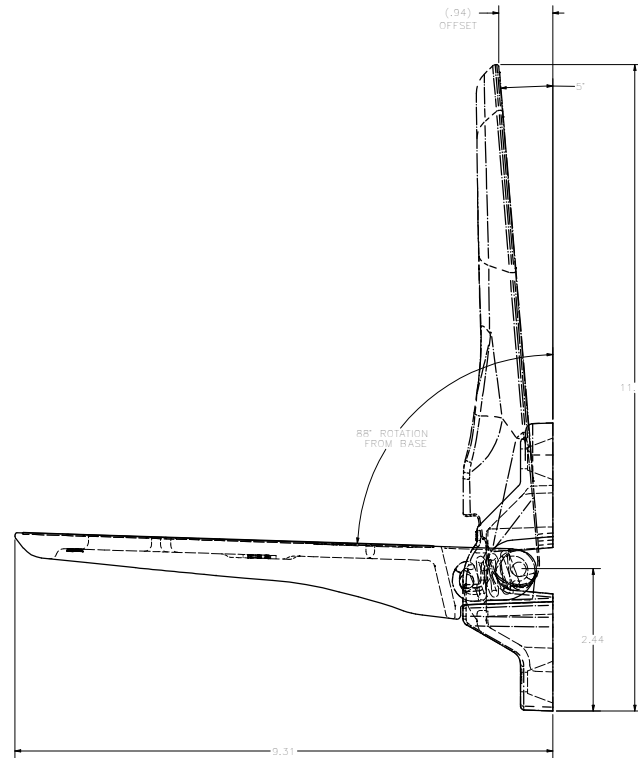
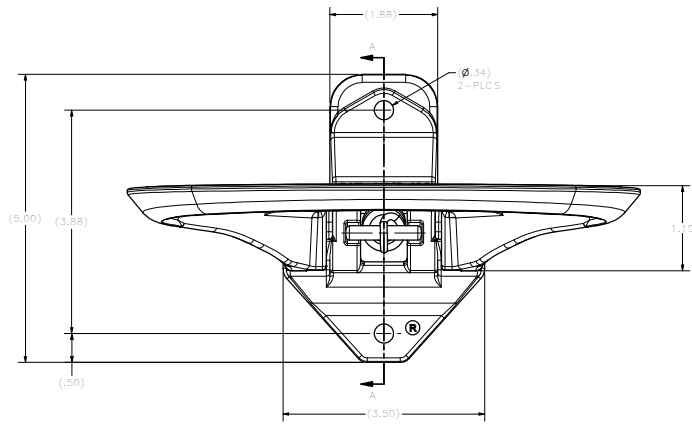


CONFIDENTIAL NOTICE: This drawing and the design, specifications and engineering information disclosed herein are the property of Eberhard Manufacturing Company and are not to be distributed or reproduced without express written consent of the drawing is based in confidence and may only be considered for the limited disclosed herein. In accordance with the drawing, recipient agrees to keep it and the herein disclosed herein in confidence and not to use nor permit their use in any way.

REV.	DESCRIPTION	DATE	BY
1	ISSUED FOR PRODUCTION		
2	REVISION FOR ASSEMBLY CHANGE		



- NOTE:
- 1) FOLDING FOOT STEP ASSEMBLY CONFORMS TO NFPA 1901 STANDARD FOR AUTOMOTIVE FIRE APPARATUS 1999 EDITION SECTIONS 13-7.1, 13-7.2, AND 13-7.3.
  - 2) STEP WILL SUSTAIN A MINIMUM STATIC LOAD OF 1000 LBS.
  - 3) PARTS IN ASSEMBLY INCLUDE MANGANESE BRONZE CAST FOOT STEP AND BRACKET, STAINLESS STEEL SPRING AND PINS.
  - 4) USE GRADE B, 1/8" ROUND HEAD BOLTS FOR INSTALLATION.
  - 5) MATERIAL: CDA B7500 MANGANESE BRONZE  
FORMANLY: CDA 421 MANGANESE BRONZE
  - 6) FINISHES:  
CADMIUM (D2)  
POLISHED BRIGHT CHROME (D3) ASTM B456 SC3  
CHROME FLASH (D5) ASTM B456 SC3  
E-COAT (Z3)
  - 7) PATENTS: No. 4,462,486 CAN; 1,209,161  
U.S. 6,471,002
  - 8) PATENTED STEP WITH SKID RESISTANT SURFACE, PATENT NOS. D455,076  
U.S. 6,471,002
  - 9) TRADEMARK: THIS CONFIGURATION IS A TRADEMARK OF EBERHARD MFG. CO.



NOTE:  
ALL DIMENSIONS ARE FOR REFERENCE

ANGLE	FINISH	PLACEMENT
1. RACE REC.	1.10	1.10
2. RACE REC.	2.10	2.10
3. RACE REC.	3.10	3.10

CUSTOMER DRAWING SHT.1 OF 2	
EBERHARD MANUFACTURING CO. DIVISION OF THE EASTERN COMPANY FORMANLY FIRE APPARATUS	
FOLDING FOOT STEP ASSEMBLY	
606009	