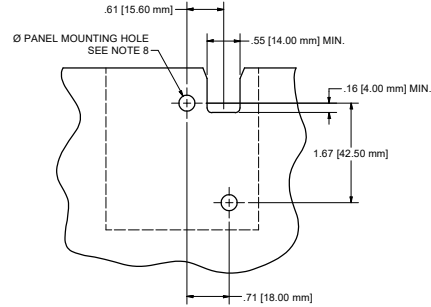
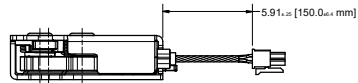
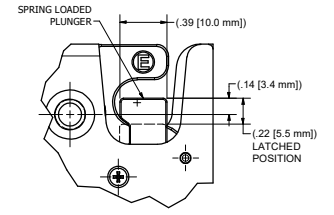


**CONFIDENTIAL NOTICE:** This drawing and the design, specifications, and engineering information herein are the property of Eberhard Manufacturing Company and are not to be disseminated or reproduced without express written consent. This drawing is issued in confidence and is for the consideration of the reader disclosed herein. In accepting this drawing, recipient agrees to keep it and the reader disclosed herein in confidence and not to use or permit their use in any way detrimental to Eberhard Manufacturing Company, Division of The Esterline Company, 21941 Oak Road, Cleveland, Ohio, 44140-0100 (216)440-0870.

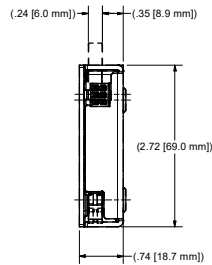
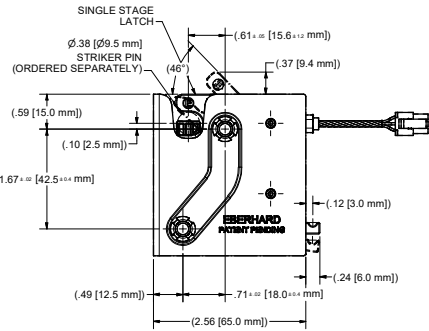
REVISION HISTORY					
REV	DESCRIPTION	EN	DATE	REV. BY	APVD. BY
RELEASED	WAS 11-M12479 SHEET 1 OF 3	EN 6018	9/3/2021	SAA	LSW



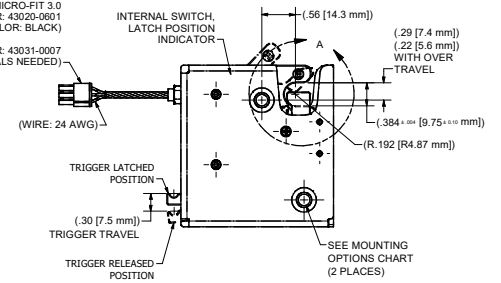
SUGGESTED OUTLINE OF CUTOUT



DETAIL A SCALE 2:1

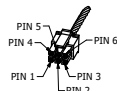


REFERENCE MATING MOLEX CONNECTOR (NOT SUPPLIED):  
 MOLEX MICRO-FIT 3.0  
 PLUG HOUSING; PART NUMBER: 43020-0601  
 (DUAL ROW, 6 CIRCUITS, COLOR: BLACK)  
 MALE CRIMP TERMINAL: PART NUMBER: 43031-0007  
 (QTY. 6 TERMINALS NEEDED)



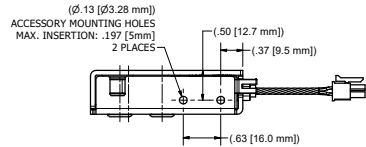
MOUNTING OPTIONS			
PART NUMBER	THREADS	FASTENER	MAXIMUM MOUNTING TORQUE
T-17241	1/4-20 UNC	GRADE 8	57.5 in.-lbs. [6.50 N.m]
T-17241-M	M6x1	PROPERTY CLASS 10.9	57.5 in.-lbs. [6.50 N.m]

**COLOR CODE TO PIN CONNECTION**  
 USE THE FOLLOWING WIRE COLORS TO CONNECT TO THE FOLLOWING PIN NUMBERS



WIRE COLOR ASSIGNMENTS		
PIN-OUT NUMBER	WIRE COLOR	ASSIGNMENT DESCRIPTION
1	BROWN	GROUND (-)
2	RED	POWER (+12V TYPICAL)
3	ORANGE	CONTROL SIGNAL (+12V TYPICAL)
4	BLACK	SWITCH COMMON
5	BLUE	SWITCH N.O. CONTACT
6	GRAY	SWITCH N.C. CONTACT

- NOTES:  
 1) MAX LOAD RATING:  
 2) MAX LOAD RATING FOR ELECTRICAL RELEASE (ONE TIME):  
 3) FOR ELECTRICAL SPECIFICATIONS, SEE DRAWING T-17241 CHART SHEET 2 OF 3.  
 4) THIS PRODUCT IS RoHS COMPLIANT.  
 5) FINISH: (BG) BEARING GREASE.



PATENT PENDING

THIS DOCUMENT IS IN ACCORDANCE WITH ISO 9001:2015

USE ONLY APPROVED SUPPLIERS

UNLESS OTHERWISE SPECIFIED:

ANGLES	AS SHOWN	UNLESS OTHERWISE SPECIFIED
2 PLACE DEC.	+ .05	+ .75
3 PLACE DEC.	+ .015	+ .25
ALL DIMS	+ .005	+ .15

DATE: 9/3/21

REV: 001

CHART: T-17241

**EBERHARD MANUFACTURING CO.**  
 DIVISION OF THE ESTERLINE COMPANY  
 CLEVELAND, OH 44140-0100

ELECTRONIC SINGLE STAGE ROTARY ASSEMBLY WITH THREADED SPACERS & SPRING LOADED PLUNGER

CUSTOMER PRINT SHEET 1 OF 3

C:\Working\_Folder\Archives\P01117241\17241-1 CHART BHT.dwg