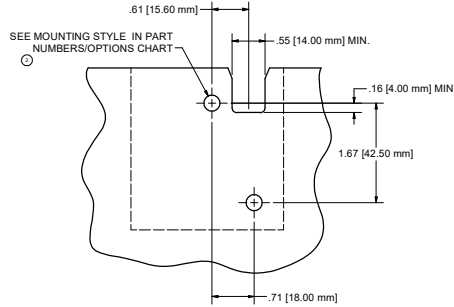
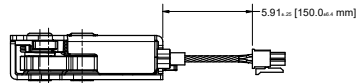
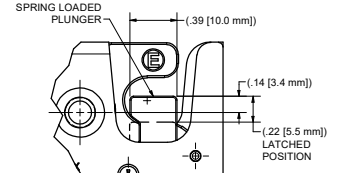


CONFIDENTIAL NOTICE: This drawing and the design, specifications, and engineering information herein are the property of Eberhard Manufacturing Company and are not to be distributed or reproduced without express written consent. This drawing is loaned to addressees and their only for the confidential use of the addressee. It is acceptable for the addressee to copy this drawing, subject to the terms and conditions of the addressee's confidentiality and non-disclosure agreement. This drawing is not to be used in any way without the express written consent of Eberhard Manufacturing Company, Division of The Robert Group, 72661 Dulles Road, Chantler, Ohio, 43024-9100 © 2022 EBERHARD MFG. CO.

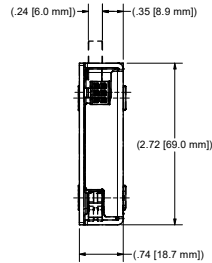
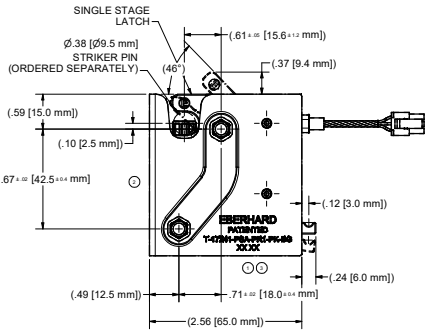
REVISION HISTORY						
REV	DESCRIPTION	EN	DATE	REV. BY	APVD. BY	
	RELEASED WAS 11-M12479 SHEET 1 OF 3	EN 6018	9/3/2021	SAA	LSW	
1	REVISED PART NUMBER & NAME; REMOVED MOUNTING OPTIONS CHART, ADDED PART NUMBER/OPTIONS CHART, REVISED/ADDED NOTES & VIEW, REVISED VIEWS TO DETAIL	EN 6035	2/18/2022	SAA	LSW	
2	REVISED VIEW TO DETAIL, REVISED DIMENSIONS/NOTES	EN 6046	4/22/2022	SAA	MR	
3	REVISED PART NUMBER	EN 6064	8/12/2022	SAA	MR	
4	REVISED VIEW TO DETAIL, REVISED DIMENSION	EN 6105	7/14/2023	SAA	MR	
5	REVISED VIEW TO DETAIL	EN 6125	11/10/2023	SAA	MR	



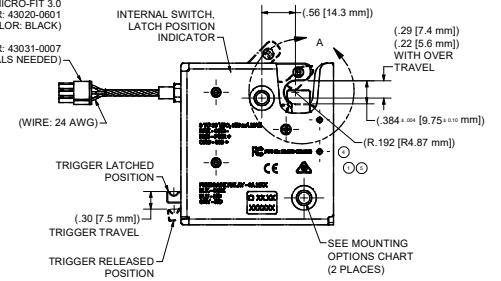
SUGGESTED OUTLINE OF CUTOUT



DETAIL A SCALE 2:1



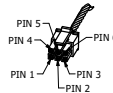
REFERENCE MATING MOLEX CONNECTOR (NOT SUPPLIED):
 MOLEX MICRO-FIT 3.0
 PLUG HOUSING; PART NUMBER: 43020-0601
 (DUAL ROW, 6 CIRCUITS, COLOR: BLACK)
 MALE CRIMP TERMINAL: PART NUMBER: 43031-0007
 (QTY. 6 TERMINALS NEEDED)



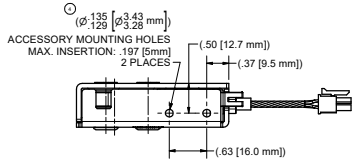
- NOTES:
- 1) USE GRADE 8 / PROPERTY CLASS 10.9 FASTENERS FOR MOUNTING. MAXIMUM MOUNTING TORQUE: 57.5 in.-lbs. [6.50 N.m].
 - 2) MAX LOAD RATING:
 - 3) MAX LOAD RATING FOR ELECTRICAL RELEASE (ONE TIME):
 - 4) FOR ELECTRICAL SPECIFICATIONS, SEE DRAWING T-17241-PSA-PR1-PK CHART SHEET 2 OF 3.
 - 5) THIS PRODUCT IS RoHS COMPLIANT.
 - 6) ELECTRONIC SINGLE STAGE ROTARY ASSEMBLY SHIPPED IN A SECURED POLY BAG WITH WARNING CARD.
 - 7) FINISH: (BG) BEARING GREASE.

PART NUMBER	PART NUMBERS/OPTIONS					
	RELEASE TYPE	MANUAL TRIGGER	MOUNTING STYLE	STRIKER PLUNGER	FEEDBACK RELAY	CONNECTOR
T-17241-PSA-PR1-PK-BG	POWER RELEASE	SIDE TRIGGER	1/4-20 MTG. THREADS	YES	YES	YES
T-17241-PSB-PR1-PK-BG	POWER RELEASE	SIDE TRIGGER	M6X1 MTG. THREADS	YES	YES	YES
17241-PSC-PR1-PK-BG	POWER RELEASE	SIDE TRIGGER	Ø.26 THRU HOLE	YES	YES	YES

COLOR CODE TO PIN CONNECTION
 USE THE FOLLOWING WIRE COLORS TO CONNECT TO THE FOLLOWING PIN NUMBERS



WIRE COLOR ASSIGNMENTS		
PIN-OUT NUMBER	WIRE COLOR	ASSIGNMENT DESCRIPTION
1	BROWN	GROUND (-)
2	RED	POWER (+12V TYPICAL)
3	ORANGE	CONTROL SIGNAL (+12V TYPICAL)
4	BLACK	SWITCH COMMON
5	BLUE	SWITCH N.O. CONTACT
6	GRAY	SWITCH N.C. CONTACT



WARNING

RISK OF ELECTRIC SHOCK
 NO FLAMMABLE LIQUIDS OR
 COMBUSTIBLE MATERIALS
 TO BE USED AROUND THIS
 ELECTRICAL DEVICE

(2.00 [50.8 mm])

WARNING LABEL
 SEE NOTE #6

WARNING

THIS PRODUCT IS NOT CERTIFIED FOR
 FMVSS 206 OR PERSONAL RESTRAINT APPLICATIONS

PATENTED
 http://www.eberhard.com/ip
 OTHER US & FOREIGN PATENTS PENDING

EBERHARD MANUFACTURING CO.
 THE COMPANY OF
 ROBERT GROUP

THIS DOCUMENT IS IN ACCORDANCE WITH ISO 9001:2015

USE OF THIS PRODUCT IS LIMITED TO THE ORIGINAL MANUFACTURER'S INTENT. ELECTRONIC SINGLE STAGE ROTARY ASSEMBLY, SIDE TRIGGER, WITH THREADED OR NON-THREADED STRIKER & SPRING LOADED PLUNGER, POWER RELEASE.

DATE: _____ CHART: _____
 PART NUMBER: T-17241-PSA-PR1-PK

C:\Working_Folder\chassis\P0111\T-17241-PSA-PR1-PK.CHART-841.dwg