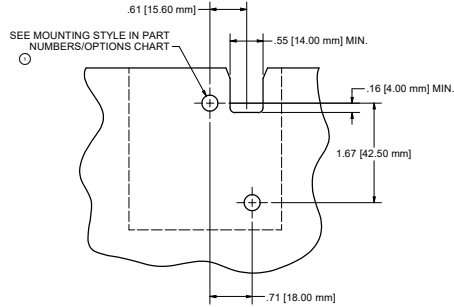
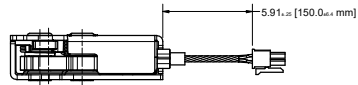
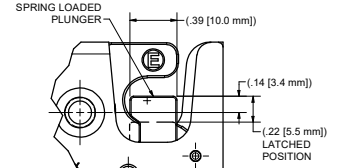


CONFIDENTIAL NOTICE: This drawing and the design, specifications, and engineering information herein are the property of Eberhard Manufacturing Company and are not to be distributed or reproduced without express written consent. This drawing is loaned to addressee and then only for the confidential use of the addressee. It is acceptable for the addressee to make copies for their own use or for their own employees to use in any way determined by Eberhard Manufacturing Company, a Division of The Robert Group, 72661 Dulles Road, Chantler, Ohio, 43024-0001 © 2022 EBERHARD MFG. CO.

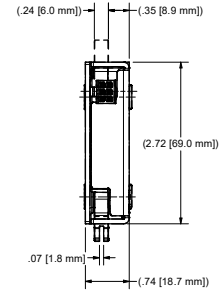
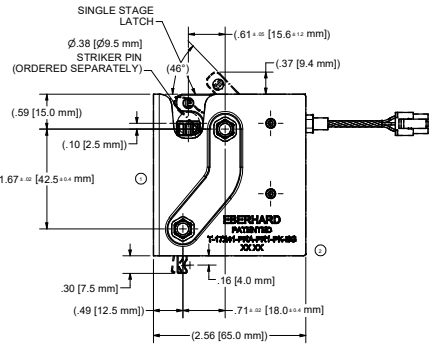
REVISION HISTORY						
REV	DESCRIPTION	EN	DATE	REV. BY	APVD. BY	
1	RELEASED WAS T-17241 CHART SHEET 1 OF 3	EN 6038	2/18/2022	SAA	LSW	
1	REVISED VIEW TO DETAIL, REVISED DIMENSIONS/NOTES	EN 6048	4/22/2022	SAA	MR	
2	REVISED PART NUMBER	EN 6064	8/12/2022	SAA	MR	
3	REVISED VIEW TO DETAIL, REVISED DIMENSION	EN 6103	7/14/2023	SAA	MR	
4	REVISED VIEW TO DETAIL	EN 6125	11/10/2023	SAA	MR	



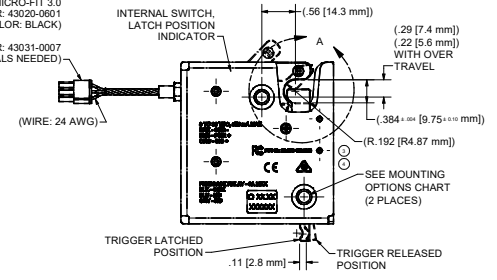
SUGGESTED OUTLINE OF CUTOUT



DETAIL A SCALE 2:1

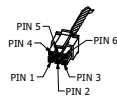


REFERENCE MATING MOLEX CONNECTOR (NOT SUPPLIED):
MOLEX MICRO-FIT 3.0
PLUG HOUSING; PART NUMBER: 43020-0601
(DUAL ROW, 6 CIRCUITS, COLOR: BLACK)
MALE CRIMP TERMINAL; PART NUMBER: 43031-0007
(QTY. 6 TERMINALS NEEDED)



- NOTES:
- 1) USE GRADE 8 / PROPERTY CLASS 10.9 FASTENERS FOR MOUNTING. MAXIMUM MOUNTING TORQUE: 57.5 in.-lbs. [6.50 N.m].
 - 2) MAX LOAD RATING:
 - 3) MAX LOAD RATING FOR ELECTRICAL RELEASE (ONE TIME):
 - 4) FOR ELECTRICAL SPECIFICATIONS, SEE DRAWING T-17241-PRA-PR1-PK CHART SHEET 2 OF 3.
 - 5) THIS PRODUCT IS RoHS COMPLIANT.
 - 6) ELECTRONIC SINGLE STAGE ROTARY ASSEMBLY SHIPPED IN A SECURED POLY BAG WITH WARNING CARD.
 - 7) FINISH: (BG) BEARING GREASE.

COLOR CODE TO PIN CONNECTION
USE THE FOLLOWING WIRE COLORS TO CONNECT TO THE FOLLOWING PIN NUMBERS

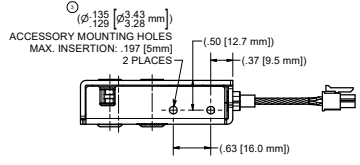


WIRE COLOR ASSIGNMENTS		
PIN-OUT NUMBER	WIRE COLOR	ASSIGNMENT DESCRIPTION
1	BROWN	GROUND (-)
2	RED	POWER (+12V TYPICAL)
3	ORANGE	CONTROL SIGNAL (+12V TYPICAL)
4	BLACK	SWITCH COMMON
5	BLUE	SWITCH N.O. CONTACT
6	GRAY	SWITCH N.C. CONTACT

PART NUMBERS/OPTIONS						
PART NUMBER	RELEASE TYPE	MANUAL TRIGGER	MOUNTING STYLE	STRIKER PLUNGER	FEEDBACK RELAY	CONNECTOR
T-17241-PRA-PR1-PK-BG	POWER RELEASE	REAR TRIGGER	1/4-20 MTG. THREADS	YES	YES	YES
T-17241-PRB-PR1-PK-BG	POWER RELEASE	REAR TRIGGER	M6X1 MTG. THREADS	YES	YES	YES
17241-PRC-PR1-PK-BG	POWER RELEASE	REAR TRIGGER	Ø.26 THRU HOLE	YES	YES	YES

WARNING
RISK OF ELECTRIC SHOCK
NO FLAMMABLE LIQUIDS OR
COMBUSTIBLE MATERIALS
TO BE USED AROUND THIS
ELECTRICAL DEVICE

WARNING CARD
SEE NOTE #6



PATENTED
http://www.eberhard.com/ip
OTHER US & FOREIGN PATENTS PENDING

EBERHARD MANUFACTURING CO.
THE COMPANY OF CHANTLER, OHIO

THIS DOCUMENT IS AN ACCORDANCE WITH ISO 9001:2015

USE ONLY OF THESE SPECIFICATIONS: 2000-01-01
UNLESS OTHERWISE SPECIFIED: 2000-01-01

ANGLES: A° ± .05 2P
2 PLACES DEC: ± .01 2P
FINISH DEC: ± .01 2P
ALL UNITS: ± .005 2P

ELECTRONIC SINGLE STAGE ROTARY ASSEMBLY, REAR TRIGGER, WITH THREADED OR NON-THREADED STRIKER & SPRING LOADED PLUNGER, POWER RELEASE

DATE: 11/10/2023
DRAWN BY: SAA
CHECKED BY: MR
APPROVED BY: MR

T-17241-PRA-PR1-PK

WARNING
THIS PRODUCT IS NOT CERTIFIED FOR
FMS 206 OR PERSONAL RESTRAINT APPLICATIONS

C:\Working_Planes\Drawings\Pkg\117241\17241-PRA-PR1-PK.CHART.Blt.18k