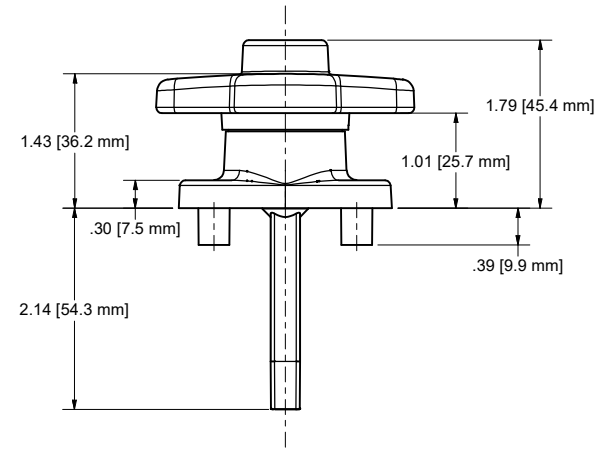
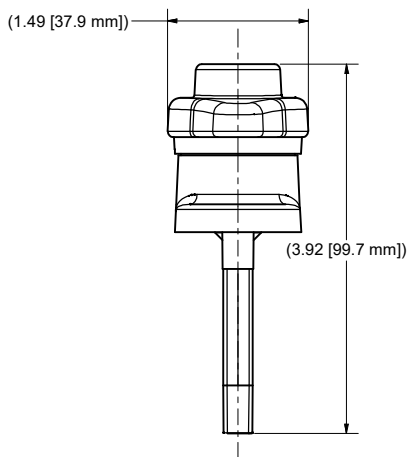
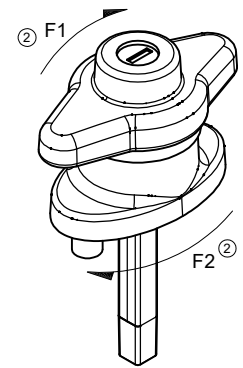
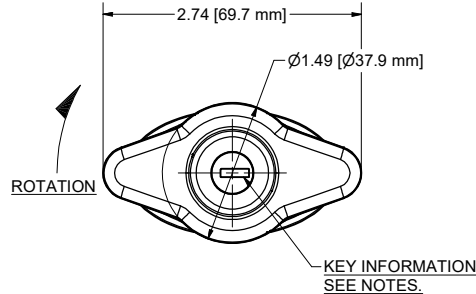
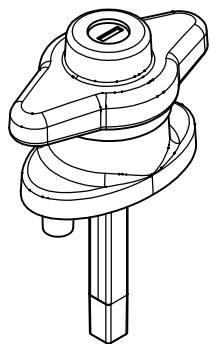
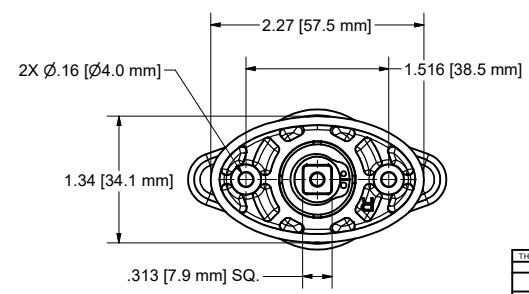


REVISION HISTORY						
REV	DESCRIPTION	EN	DATE	REV. BY	APVD. BY	
0	RELEASE DRAWINGS TO PRODUCTION/REF-PP13353	6076	11/4/2022	KAB	MR	
1	ADDED OVERALL COLOR TO DRAWING: BLACK	6078	11/18/2022	KAB	MR	
2	ADDED DIRECTIONAL ARROWS FOR NOTE 8, F1/F2	6079	12/2/2022	KAB	MR	



- ① NOTES:
- 1) TO ORDER, PA500HSCWXX  
 KEY NUMBER 01-10
  - 2) KEY PART NUMBER PA500KEY01-10  
 ORDER SEPARATELY.
  - 3) FINISH: BLACK
- NOTES:
- 1. LOCKED 12 O'CLOCK POSITION SHOWN. UNLOCKED AT 3 O'CLOCK POSITION.
  - 2. FILLED PLUG AND KEY CODES REFERENCE KEY CUTTING & COMBINATION DRAWING.
  - 3. HANDLE 90 DEGREE CW ROTATION ONLY IN UNLOCK POSITION.
  - 4. MATERIAL AND FINISH TO COMPLY WITH (EU) ROHS DIRECTIVE.
  - 5. PACKAGING REFERENCE DRAWING.
  - 6. ASSEMBLY PART COMPLY WITH THE FOLLOWING TESTS:
    - 300Hrs SALT SPRAY ACC TO ASTM B117
    - 300Hrs UV ACC TO ASTM G 154-16 1 CYCLE
    - STATIC TESTING REQUIREMENTS:
      - F1 )HANDLE MUST WITHSTAND A 25 lbf-ft TORQUE FORCE
      - F2 )HANDLE BASE MUST WITHSTAND A 40 lbf-ft TORQUE FORCE



CUSTOMER PRINT

**EBERHARD MANUFACTURING CO.**  
 DIVISION OF  
 THE EASTERN COMPANY  
 CLEVELAND, OHIO 44149-9712

THIS DOCUMENT IS IN ACCORDANCE WITH ASME Y14.5-2009		NAME: HANDLE SMALL CLOCKWISE NO KEYS NO HARDWARE WITH FILLED PLUG WITH LABEL KEY ID XX	
LINEAR MEASUREMENT- INCH	DATE: 11/16/2022	DWN. BY: Matthew School	MATERIAL: PA500 HSCW
UNLESS OTHERWISE SPECIFIED TOLERANCES ARE AS FOLLOWS:		SCALE: 1:1	PART NUMBER: PA500 HSCW
ANGLES: ± 2'	MIL: ± .76	CHR. BY:	
2 PLACE DEC.: ± .03			
3 PLACE DEC.: ± .015			
ALL HOLES: ± .005			