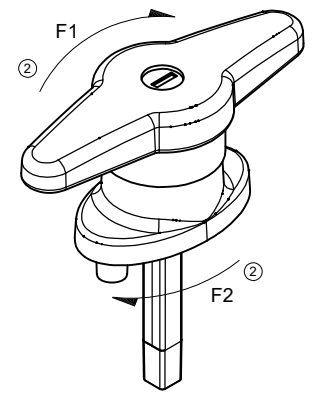
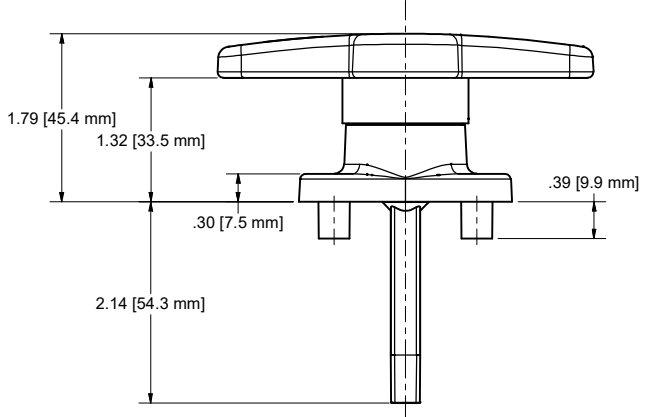
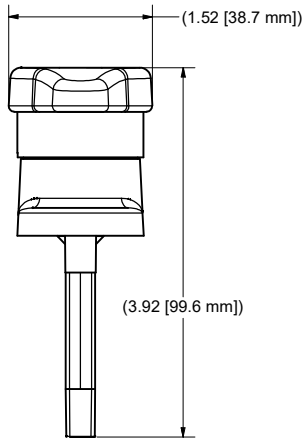
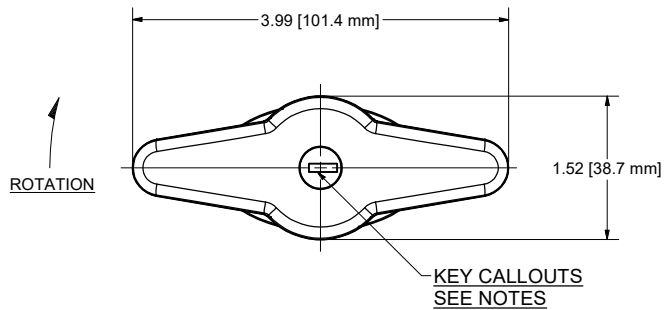
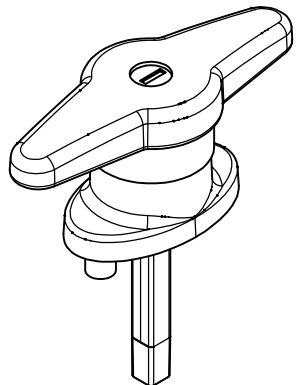


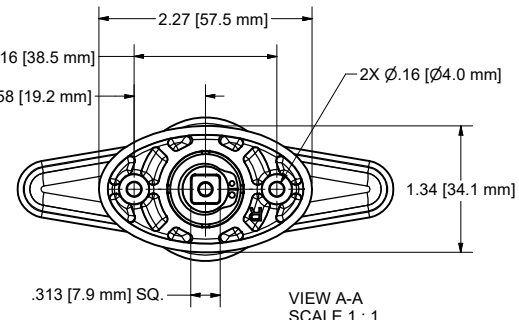
**CONFIDENTIAL NOTICE:** This drawing and the design, specifications, and engineering information hereon are the property of Eberhard Manufacturing Company and are not to be disseminated or reproduced without express written consent. This drawing is loaned in confidence and then only for the consideration of the matter disclosed hereon. In accepting loan of this drawing, recipient agrees to keep it and the matter disclosed hereon in confidence and not to use or permit their use in any way detrimental to Eberhard Manufacturing Company, Division of The Eastern Company, 21944 Drake Road, Cleveland, Ohio, 44149-9712 © 2022 EBERHARD MFG. CO.

REVISION HISTORY						
REV	DESCRIPTION	EN	DATE	REV. BY	APVD. BY	
0	RELEASE DRAWINGS TO PRODUCTION/REF-PP13353	6076	11/4/2022	KAB	MR	
1	ADDED OVERALL COLOR TO DRAWING: BLACK	6078	11/18/2022	KAB	MR	
2	ADDED DIRECTIONAL ARROWS FOR NOTE 8, F1/F2	6079	12/2/2022	KAB	MR	



- ORDER NOTES:** ①
- TO ORDER, PA500HLCWXX  
KEY NUMBER 01-10
  - KEY PART NUMBER PA500KEY01-10  
ORDER SEPARATELY.
  - FINISH: BLACK

- NOTES:**
- LOCKED 12 O'CLOCK POSITION SHOWN. UNLOCKED AT 3 O'CLOCK POSITION.
  - FILLED PLUG AND KEY CODES REFERENCE KEY CUTTING & COMBINATION DRAWING.
  - HANDLE 90 DEGREE CW ROTATION ONLY IN UNLOCK POSITION.
  - MATERIAL AND FINISH TO COMPLY WITH (EU) ROHS DIRECTIVE.
  - PACKAGING REFERENCE DRAWING.
  - ASSEMBLY PART COMPLY WITH THE FOLLOWING TESTS:
    - 300Hrs SALT APRAY ACC TO ASTM B117
    - 300Hrs UV ACC TO ASTM G 154-16 1 CYCLE
    - STATIC TESTING REQUIREMENTS:
      - TEMPERATURE RANGE FORM +80°C TO -30°C HUMIDITY(65%RH) DURATION (12H EACH)
      - F1 )HANDLE MUST WITHSTAND A 25 lbf-Eft TORQUE FORCE
      - F2 )HANDLE BASE MUST WITHSTAND A 40 lbf-Eft TORQUE FORCE



VIEW A-A  
SCALE 1 : 1

CUSTOMER PRINT

**EBERHARD MANUFACTURING CO.**  
DIVISION OF  
THE EASTERN COMPANY  
CLEVELAND, OHIO 44149-9712

NAME: HANDLE LARGE CLOCKWISE NO KEYS NO  
HARDWARE WITH FILLED PLUG WITH LABEL  
KEY ID XX

MATERIAL: PART NUMBER  
PA500 HLCW

THIS DOCUMENT IS IN ACCORDANCE WITH ASME Y14.5-2009			
LINEAR MEASUREMENT - INCH		DATE: 11/16/2022	
UNLESS OTHERWISE SPECIFIED TOLERANCES ARE AS FOLLOWS:			
ANGLES:	± 2'	± 2'	DWN. BY: Matthew School
2 PLACE DEC.:	± .03	± .76	SCALE: 1:1
3 PLACE DEC.:	± .015	± .38	CHR. BY:
ALL HOLES:	± .005	± .13	

C:\Working\_Folder\Archive\Pro\515XX500\PA500\PA500HLCWXX SH1.dwg