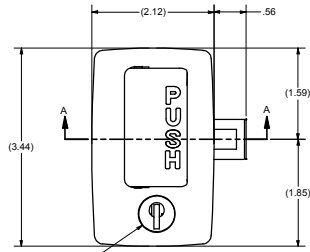
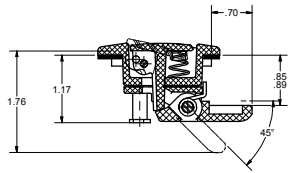
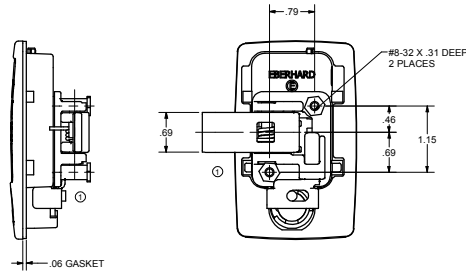


CONFIDENTIAL NOTICE: This drawing and the design, identification and engineering information disclosed herein are the property of Eberhard Manufacturing Company and are not to be disseminated or reproduced without express written consent from Eberhard Manufacturing Company. In accordance with the terms of the license, the user agrees to keep this and the related information in confidence and not to use for any other purpose.

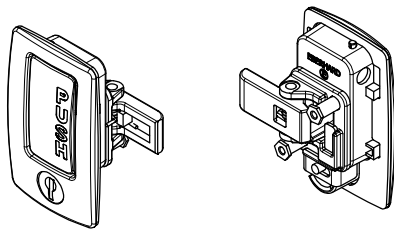
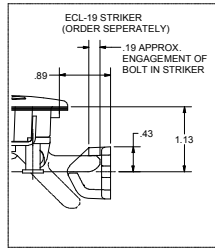
REVISION HISTORY	
REV	DESCRIPTION
1	INITIAL DESIGN AND DEVELOPMENT
2	REDESIGN FOR IMPROVED PERFORMANCE



STAINLESS STEEL
SCALP W/SPRING
LOADED DUST COVER
ECL-430-KA



SECTION A-A
SCALE 1:1



ECL-430		
GAI-TRONICS	PART NUMBER	DESCRIPTION
	ECL-430	ASSEMBLY WITH GASKET (NON-KEY LOCKING)
25701-002	ECL-430-AP8	ASSEMBLY WITH GASKET, MTG BKT, SPACERS & SCREWS
	ECL-430-K	ASSEMBLY WITH GASKET (KEY LOCKING)
25701-003	ECL-430-KAP8	ASSEMBLY WITH GASKET, MTG BKT, SPACERS & SCREWS



NON LOCKING

NOTE: AVAILABLE FINISHES:
A. MATT BLACK, FC (MB)
B. MATT WHITE, FC (MW)

ECL-430-KAP8
SUGGESTED OUTLINE
OF CUTOUT AND
MOUNTING BRACKET
CLEARANCE

NOTE: TORQUE MTG. BRACKET
SCREWS TO 14 ±3 IN./LBS.

PATENTED

DIVISION OF
THE EASTERN COMPANY
CLEVELAND, OHIO 44149-0712

PUSH LATCH HANDLE ASSEMBLY
NON AND KEY LOCKING W/GASKET

ECL-430-A

SUPERSEDES DRAWING ECL-430-A CHART SHEET 1 OF 2 DATED 8-25-92

C:\Working_Folder\Acsme\ECL-430-A-CH-01.dwg