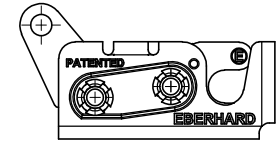


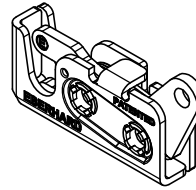
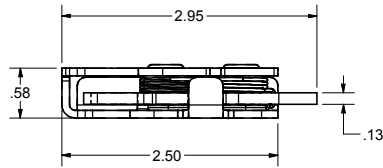
CONFIDENTIAL NOTICE: This drawing and the designs, specifications and engineering information disclosed herein are the property of Eberhard Manufacturing Company and are not to be disseminated or reproduced without express written consent. The drawing is loaned in confidence and then only for consideration of the matter disclosed herein. In accepting loan of this drawing, recipient agrees to keep it and the matter disclosed herein in confidence and not to use nor permit their use in any way detrimental to Eberhard Manufacturing Company, Division of the Eastern Company, 21944 Drake Road, Cleveland, Ohio 44149-9712, © 2012 EBERHARD MFG. CO.

REVISION HISTORY					
REV	DESCRIPTION	EN	DATE	REV BY	APP'D BY
1	REVISED, REDRAWN AND CONVERTED TO 3D	5576	10-19-12		
1	ADD NOTE 4, UPDATE GRAPHICS	5742	3-4-2016	VRB	MR
2	REVISE PIN ON NOTE 4	5743	3-11-2016	VRB	MR

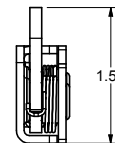
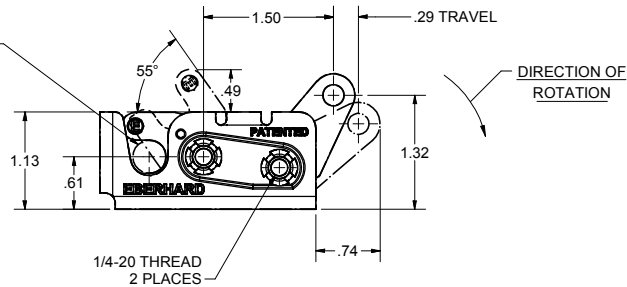
MINI-ROTARY LOCK STYLE	
ASSEMBLY P.N.	"A" DIA.
8-241-R/L	.250/.240
8A-241-R/L	.265



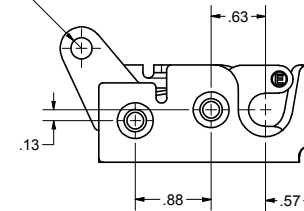
8/8A-241-L
LEFT HAND
SINGLE STAGE
MINI-ROTARY LOCK



.38 STRIKER PIN
REF 240-52U
NOT SUPPLIED



"A"
SEE CHART



- NOTES:
- USE 1/4-20 GRADE 8 BOLTS FOR INSTALLATION
RECOMMENDED TORQUE FOR TIGHTENING: 14 FT.LBS.
 - MAX LOAD RATING: 750 LBS
 - FINISHES:
A. EVERLUBE INTERNAL COMPONENTS, FC (54)
B. BEARING GREASE WITH EVERLUBE INTERNAL COMPONENTS, FC (BG)
C. E-COAT WITH EVERLUBE INTERNAL COMPONENTS, FC (23)
 - FOR BOX OF 200 PCS ADD BX200 TO PART NUMBER:
EXAMPLE: 8-241-R-BX200-54 FOR 200 RIGHT HAND ROTARIES IN FINSH 54

PATENTED
CUSTOMER PRINT
SHEET 1 OF 2
RIGHT HAND SHOWN
LEFT HAND OPPOSITE



MINI-ROTARY IS A TRADEMARK OF EBERHARD MFG. CO.,
DIVISION OF THE EASTERN COMPANY.

THIS DOCUMENT IS IN ACCORDANCE WITH ASME Y14.19-2009		DATE 10/18/2012		NAME SINGLE STAGE MINI-ROTARY LOCK	
UNLESS OTHERWISE SPECIFIED TOLERANCES ARE AS FOLLOWS:		DR BY RLP		MATERIAL -----	
LINEAR MEASURE: INCH	MM	SCALE	FULL	PART NUMBER 8/8A-241-R/L	
ANGLES: 20 20		SCALE	FULL		
2 PLACE DEC: .03 .76		DR BY			
3 PLACE DEC: .015 .38					
ALL HOLES: .005 .13					

SUPERSEDES DRAWING 8-241 RL SH1 DATED 5-28-96.