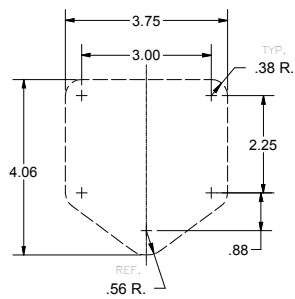
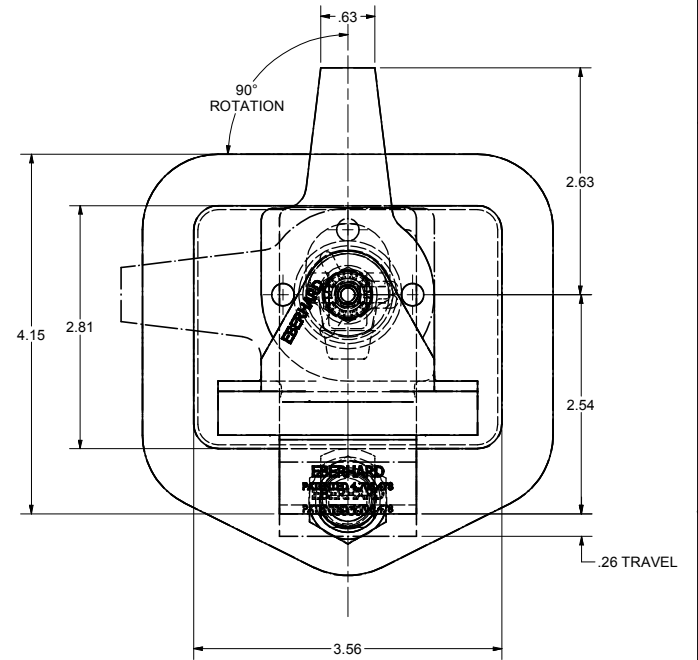
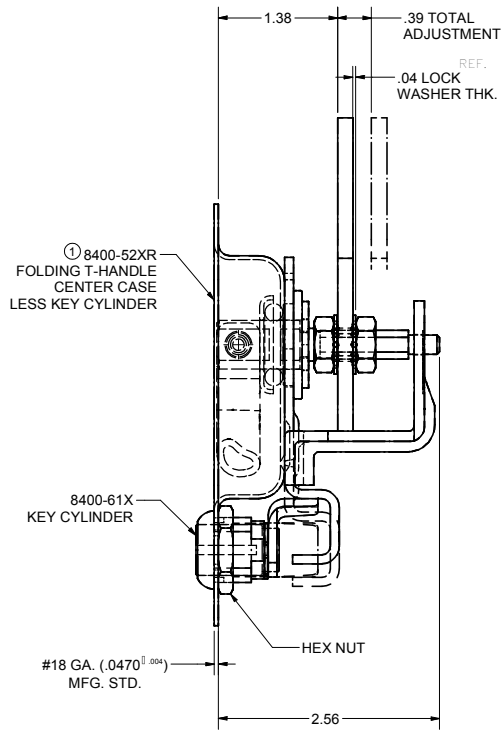
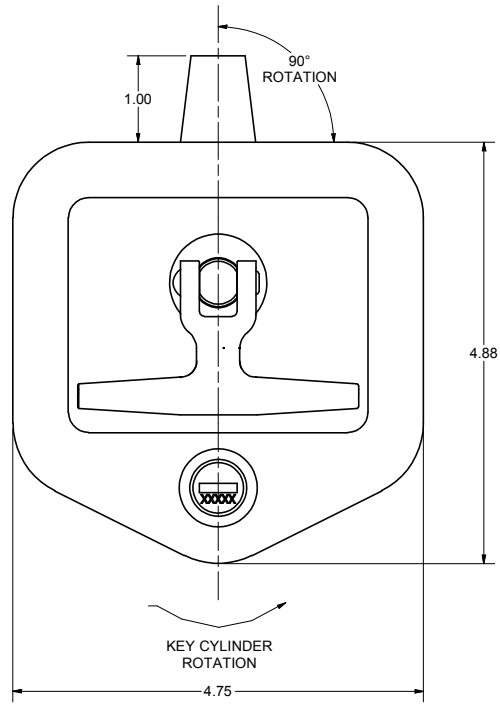


CONFIDENTIAL NOTICE: This drawing and the designs, specifications and engineering information disclosed hereon are the property of Eberhard Manufacturing Company and are not to be disseminated or reproduced without express written consent. The drawing is loaned in confidence and then only for consideration of the matter disclosed hereon. In accepting loan of this drawing, recipient agrees to keep it and the matter disclosed hereon in confidence and not to use nor permit their use in any way detrimental to Eberhard Manufacturing Company, Division of the Eastern Company, 21944 Drake Road, Cleveland, Ohio 44149-9712, © 2011 EBERHARD MFG. CO.

REVISION HISTORY			
REV	DESCRIPTION	EN	DATE
1	REVISED AND REDRAWN, CONVERTED TO 3D	EN 5028	6-17-2011
1	CHANGE 8-8400-52XR TO 8400-52XR, UPDATE DRAWING TITLE	5669	4-17-2015



SUGGESTED OUTLINE  
OF CUTOUT  
SCALE: HALF

SUPERSEDES DRAWING 8400-RL DATED 3-6-09

RIGHT HAND SHOWN  
LEFT HAND OPPOSITE

**EBERHARD MANUFACTURING CO.**  
DIVISION OF  
THE EASTERN COMPANY  
CLEVELAND, OHIO 44149-9712

UNLESS OTHERWISE SPECIFIED TOLERANCES ARE AS FOLLOWS:		DATE 6-17-2011	NAME KEY LOCKING SINGLE POINT RECESSED FOLDING T-HANDLE W/ADJUSTABLE LATCH, FLAT CAM, AND WATER RESISTANT FEATURE
ANGLES:	∓ .20	DR BY MJB	MATERIAL PART NUMBER 8400-R/L
2 PLACE DEC.:	∓ .03	SCALE FULL	
3 PLACE DEC.:	∓ .015	CHECKY	
ALL HOLES:	∓ .005		

C:\TEMP\7b45b69-4e5c-452e-81bd-03d7a77c9a02\Pro\8400\8400-RL.dwg