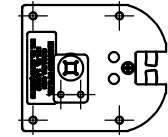
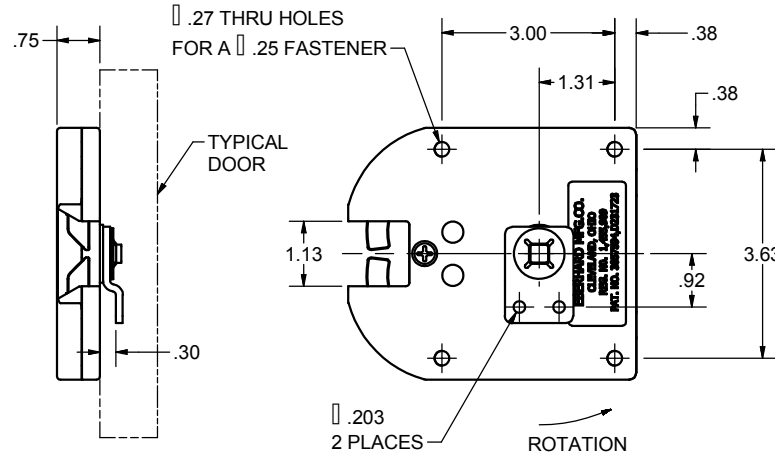
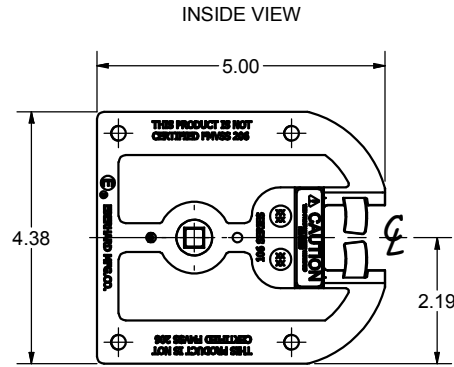
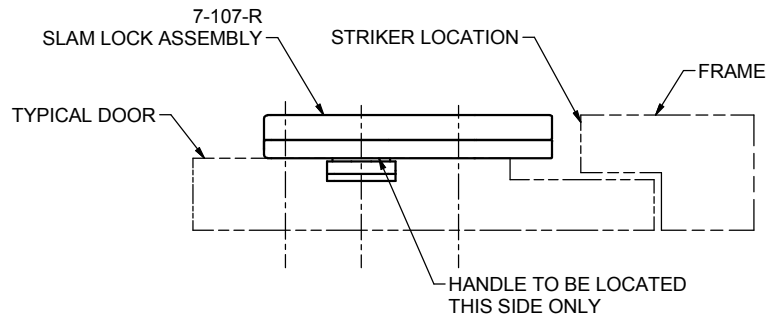
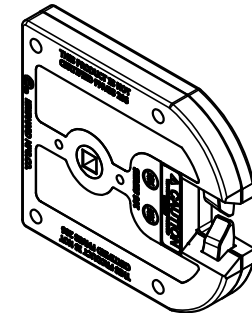


CONFIDENTIAL NOTICE: This drawing and the designs, specifications and engineering information disclosed hereon are the property of Eberhard Manufacturing Company and are not to be disseminated or reproduced without express written consent. The drawing is loaned in confidence and then only for consideration of the matter disclosed hereon. In accepting loan of this drawing, recipient agrees to keep it and the matter disclosed hereon in confidence and not to use nor permit their use in any way detrimental to Eberhard Manufacturing Company, Division of the Eastern Company, 21944 Drake Road, Cleveland, Ohio 44149-9712. © 2015 EBERHARD MFG. CO.

REVISION HISTORY					
REV	DESCRIPTION	EN	DATE	REV. BY	APVD. BY
	CONVERTED TO 3D	5693	3-6-15	FLP	MR



LEFT HAND SCALE: 1/4



CUSTOMER PRINT SHEET 1 OF 2

**EBERHARD MANUFACTURING CO.**  
DIVISION OF  
THE EASTERN COMPANY  
CLEVELAND, OHIO 44149-9712

NAME  
**COMPARTMENT SLAM LOCK ASSEMBLY**

MATERIAL PART NUMBER  
**7-107-R/L**

THIS DOCUMENT IS IN ACCORDANCE WITH ASME Y14.15-2009			
LINEAR MEASURE: INCH		DATE: 3/6/2015	
UNLESS OTHERWISE SPECIFIED TOLERANCES ARE AS FOLLOWS:			
	IN	MM	
ANGLES:	∠ 2∠	∠ 2∠	
2 PLACE DEC.:	∠ .03	∠ .76	
3 PLACE DEC.:	∠ .015	∠ .38	
ALL HOLES:	∠ .005	∠ .13	

NOTE: TO ORDER ASSEMBLY WITH STRIKER AS A KIT, ORDER P/N: 7-107-UR/L.  
TO ORDER STRIKER SEPERATELY, ORDER P/N: 16489.

SUPSEDES DRAWING 7-107-R/L SHEET 1 OF 2 DATED 8-16-98.