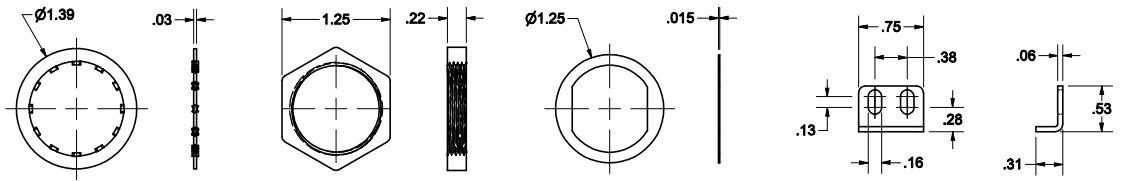



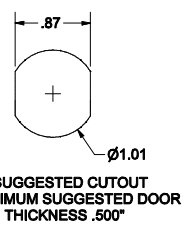
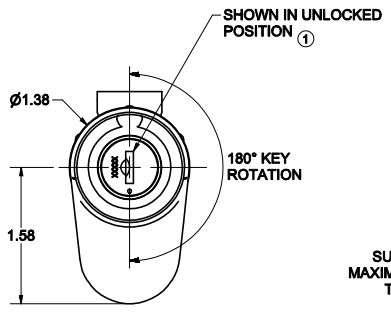
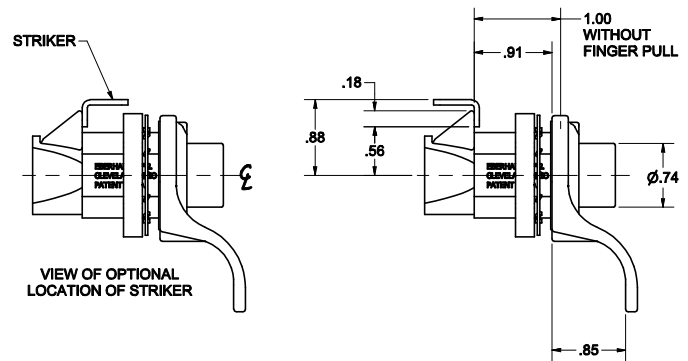
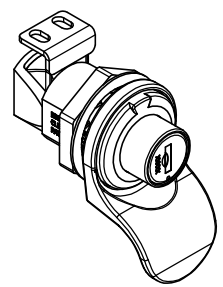
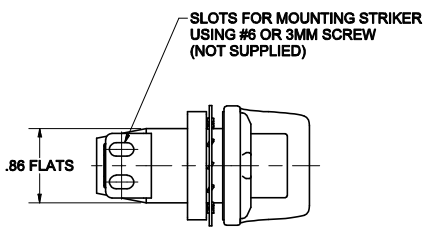
CONFIDENTIAL NOTICE: This drawing and the designs, specifications and engineering information disclosed herein are the property of Eberhard Manufacturing Company and are not to be disseminated or reproduced without express written consent. The drawing is based in confidence and then only for consideration of the matter disclosed herein. In accepting loan of this drawing, recipient agrees to keep it and the matter disclosed herein in confidence and not to use nor permit their use in any way without the written consent of Eberhard Manufacturing Company, Division of The Eastern Company, 2184 Drake Road, Cleveland, Ohio 44148-2712. © 2013 EBERHARD MFG. CO.

REVISION HISTORY					
REV	DESCRIPTION	EN	DATE	REV BY	APVD BY
	CONVERTED TO 3D	6747	4-8-16	FLP	MR
1	CHANGED LOCKED POSITION TO SHOWN IN UNLOCKED POSITION PER ECR#215	5945	3/20/2020	KAB	MR

ALL COMPONENTS TO BE PACKED IN A SECURE POLY BAG



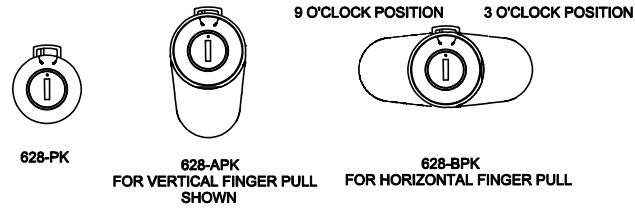
SUPPLIED WITH ONE LOCK WASHER SUPPLIED WITH ONE 1"-20 THREAD NUT SUPPLIED WITH ONE NEOPRENE GASKET SUPPLIED WITH ONE STAINLESS STRIKER



OVER MOLDED KEY QUANTITY 2
FOR ADDITIONAL KEYS ORDER EX: PART# 7_-14901-30 (MB)

- NOTES:
1. ALL COMPONENTS SHIPPED IN SECURE POLY BAG.
2. FINISH: MOLDED BLACK: FC (MB).
3. PART NUMBER ORDERING: EXAMPLE: 700-628-PK-MB

KEYS AVAILABLE: H700D-H750D



CUSTOMER PRINT SHEET 1 OF 2 628-APK SHOWN

THIS DOCUMENT IS IN ACCORDANCE WITH ASME Y14.5-2009		DATE 4/8/2016		NAME	
UNLESS OTHERWISE SPECIFIED TOLERANCES ARE AS FOLLOWS:		DECIMAL	FRAC	PUSH BUTTON, FREE WHEELING BUTTON IN LOCKED POSITION	
3 PLACE DEC:	±.005	2 PLACE DEC:	±.015	MATERIAL	
2 PLACE DEC:	±.015	1 PLACE DEC:	±.030	PART NUMBER	
ALL HOLES:	±.005	Ø	±.015	CHART	
				628-PK	

SUPSEDES DRAWING 628-PK CHART SHEET 1 OF 2 DATED 12-16-03.

C:\TEMP\F12a1841-862c-4410-945f-68d54e70be6f\FASTENER\Key Cylinders\Misc. Cylinders\628-PK CH 8H1.dwg