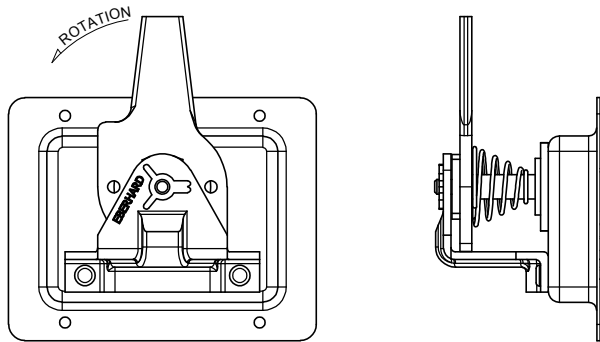
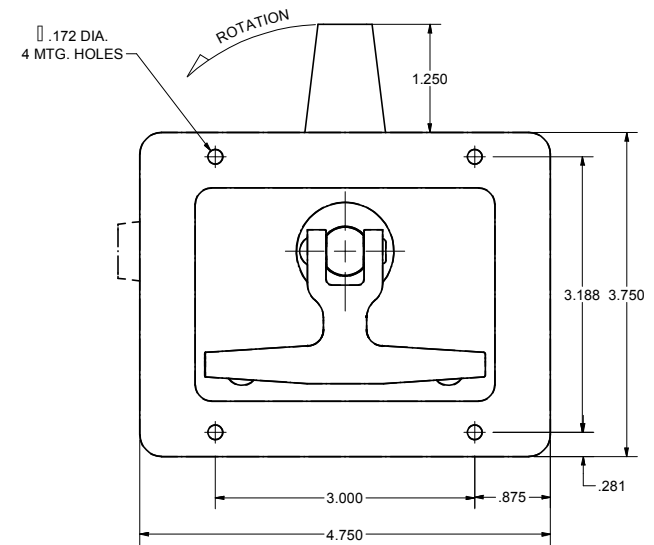
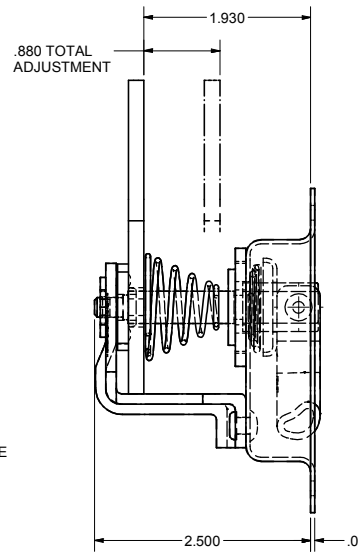
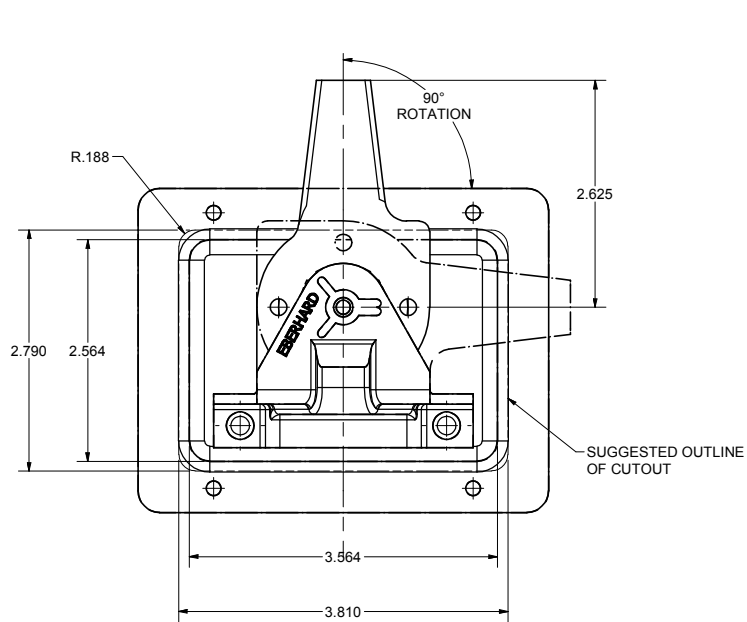
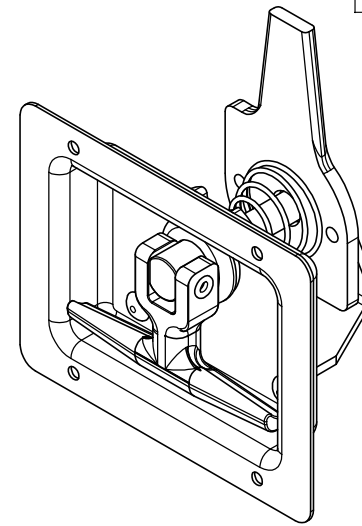


CONFIDENTIAL NOTICE: This drawing and the designs, specifications and engineering information disclosed hereon are the property of Eberhard Manufacturing Company and are not to be disseminated or reproduced without express written consent. The drawing is loaned in confidence and then only for consideration of the matter disclosed hereon. In accepting loan of this drawing, recipient agrees to keep it and the matter disclosed hereon in confidence and not to use nor permit their use in any way whatsoever by Eberhard Manufacturing Company, Division of the Eastern Company, 21844 Drake Road, Cleveland, Ohio 44148-9712, © 2012 EBERHARD MFG. CO.

REVISION HISTORY			
REV	DESCRIPTION	EN	DATE
1	RELEASED	5541	2-17-12
1	ADDED LEFT HAND VIEW & ISO VIEW	5615	7/2/13



LEFT HAND  
SCALE .75



CUSTOMER PRINT  
SHEET 1 OF 2  
RIGHT HAND SHOWN  
LEFT HAND OPPOSITE

**EBERHARD MANUFACTURING CO.**  
DIVISION OF  
THE EASTERN COMPANY  
CLEVELAND, OHIO 44148-9712

THIS DOCUMENT IS IN ACCORDANCE WITH ASME Y14.19-2009		DATE	2/17/2012
LINEAR MEASURE: INCH		DR BY	FLP
UNLESS OTHERWISE SPECIFIED TOLERANCES ARE AS FOLLOWS:		SCALE	FULL
ANGLES:	∠ 20 ∠ 20	MATERIAL	-----
2 PLACE DEC:	∠ .03 ∠ .76	CHK BY	-----
3 PLACE DEC:	∠ .015 ∠ .38	PART NUMBER	
ALL HOLES:	∠ .005 ∠ .13	6-8000-SSR/L	