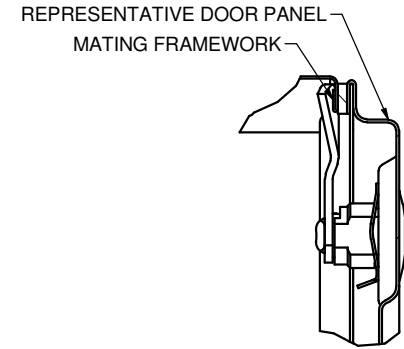
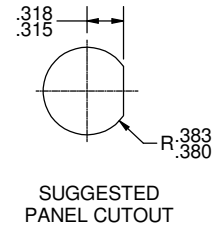
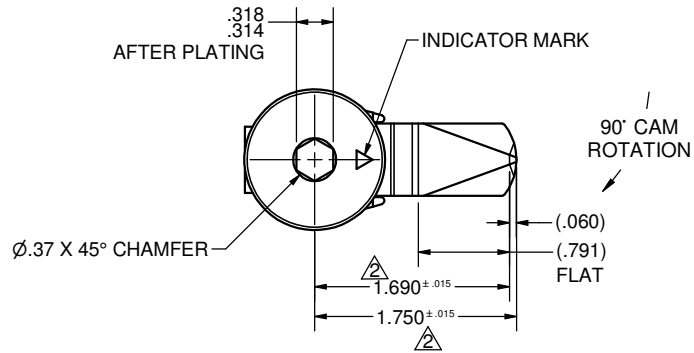
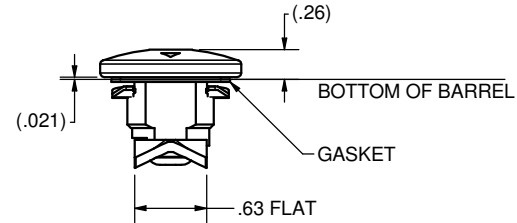
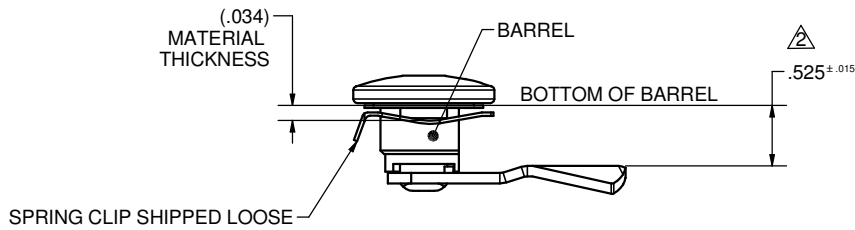


CONFIDENTIAL NOTICE: This drawing and the designs, specifications and engineering information disclosed hereon are the property of Eberhard Manufacturing Company and are not to be disseminated or reproduced without express written consent. The drawing is loaned in confidence and then only for consideration of the matter disclosed hereon. In accepting loan of this drawing, recipient agrees to keep it and the matter disclosed hereon in confidence and not to use nor permit their use in any way detrimental to Eberhard Manufacturing Company, Division of the Eastern Company, 21944 Drake Road, Cleveland, Ohio 44149-9712 © 2015 EBERHARD MFG. CO.

REVISION HISTORY				
REV	DESCRIPTION	EN	DATE	APVD BY
	RELEASED PER 12-M11509	5713	07/24/2015	GJB
				MR



TYPICAL DOOR APPLICATION  
SCALE .75 : 1



- NOTES:  
 1. EBERHARD FINISH: PLUG - (42) TEXTURED BLACK POWDER  
 BARREL - (11) NICKEL  
 2. CRITICAL DIMENSIONS  
 3. ORDER PART NUMBER 6-621-RU-BX300-42, FOR  
 BOX QUANTITY OF 300 PIECES.

RIGHT HAND SHOWN  
 CUSTOMER PRINT  
 SHEET 1 OF 2

**EBERHARD MANUFACTURING CO.**

DIVISION OF  
 THE EASTERN COMPANY  
 CLEVELAND, OHIO 44149-9712

THIS DOCUMENT IS IN ACCORDANCE WITH ASME Y14.15-2009	
LINEAR MEASURE: INCH	DATE 7/24/2015
UNLESS OTHERWISE SPECIFIED TOLERANCES ARE AS FOLLOWS:	DR BY GJB
INCH	SCALE
ANGLES: ± 2° ± 2°	FULL
2 PLACE DEC.: ± .03 ± .76	CHK BY MR
3 PLACE DEC.: ± .015 ± .38	
ALL HOLES: ± .005 ± .13	

NAME SINGLE POINT LATCH WITH HEX DRIVE, OFFSET CAM, GASKET, CLIP, AND INTERNAL PLUG STOP	
MATERIAL	PART NUMBER 6-621-RU
	CHART