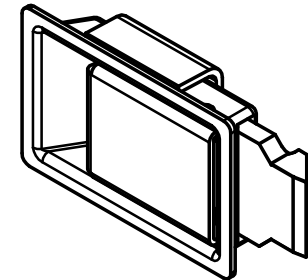
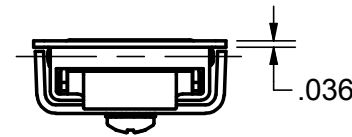
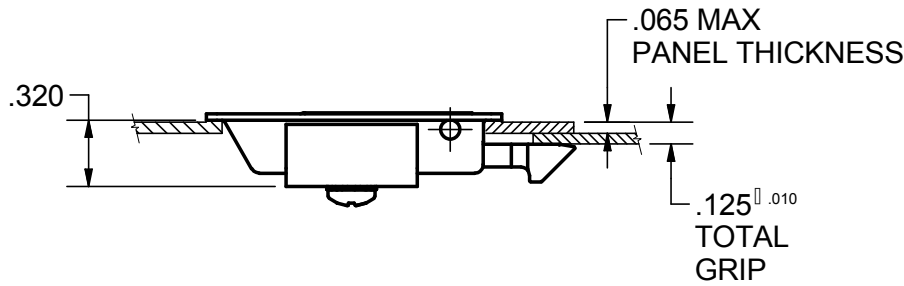
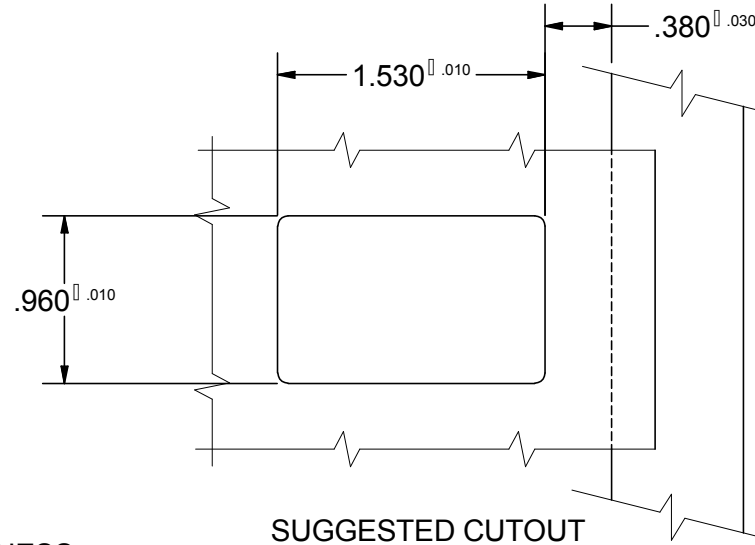
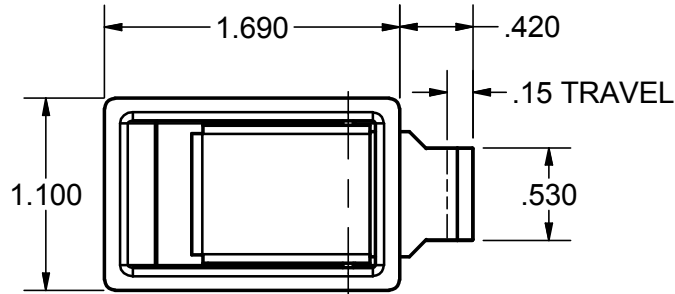


CONFIDENTIAL NOTICE: This drawing and the designs, specifications and engineering information disclosed herein are the property of Eberhard Manufacturing Company and are not to be disseminated or reproduced without express written consent. The drawing is loaned in confidence and then only for consideration of the matter disclosed herein. In accepting loan of this drawing, recipient agrees to keep it and the matter disclosed herein in confidence and not to use nor permit their use in any way detrimental to Eberhard Manufacturing Company, Division of the Eastern Company, 21944 Drake Road, Cleveland, Ohio 44149-9712 © 2015 EBERHARD MFG. CO.



NOTES:

1. SUGGESTED STRIKER, P/N 4000-52(25)
ORDER SEPARATELY
2. FINISHES:
A. ZINC PLATE, FC (25)
B. BLACK POWDER, FC (30)

SUPERSEDES DRAWING 4000 SHEET 1 OF 2 DATED 8-5-99

CUSTOMER PRINT
SHEET 1 OF 2

LINEAR MEASURE: INCH						DATE 8/7/2015		EBERHARD MANUFACTURING CO. DIVISION OF THE EASTERN COMPANY CLEVELAND, OHIO 44149-9712		NAME MINIATURE PADDLE LATCH			
UNLESS OTHERWISE SPECIFIED TOLERANCES ARE AS FOLLOWS:						DR. BY FLP				MATERIAL		PART NUMBER 4000	
ANGLES: IN MM						SCALE FULL							
2 PLACE DEC.: .03 .76						CHK. BY							
3 PLACE DEC.: .015 .38						THIS DOCUMENT IS IN ACCORDANCE WITH ASME Y14.15-2009							
ALL HOLES: .005 .13													

CONVERTED TO 3D	5715	8-7-15	FLP	MR	
REV	DESCRIPTION	EN	DATE	REV BY	APVD BY