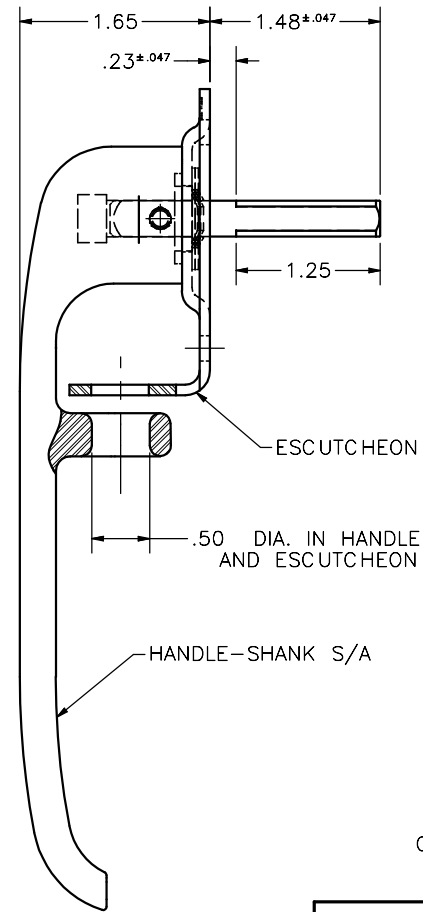
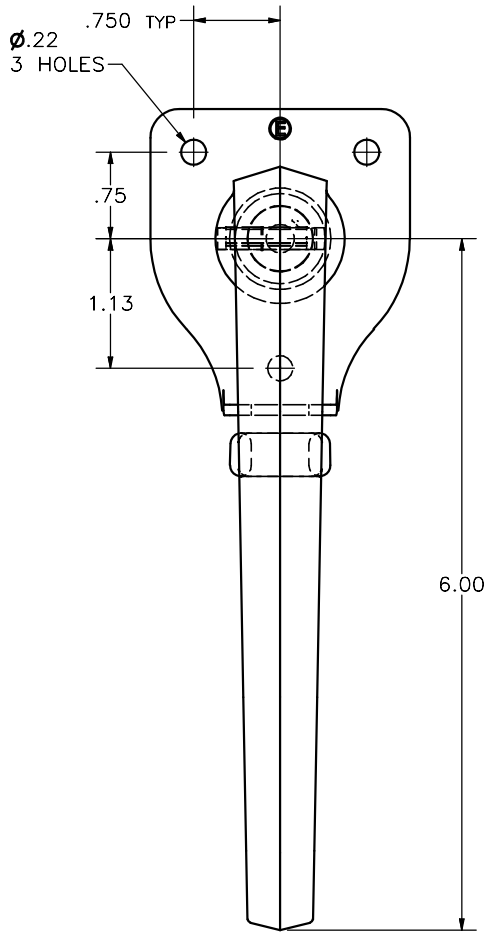
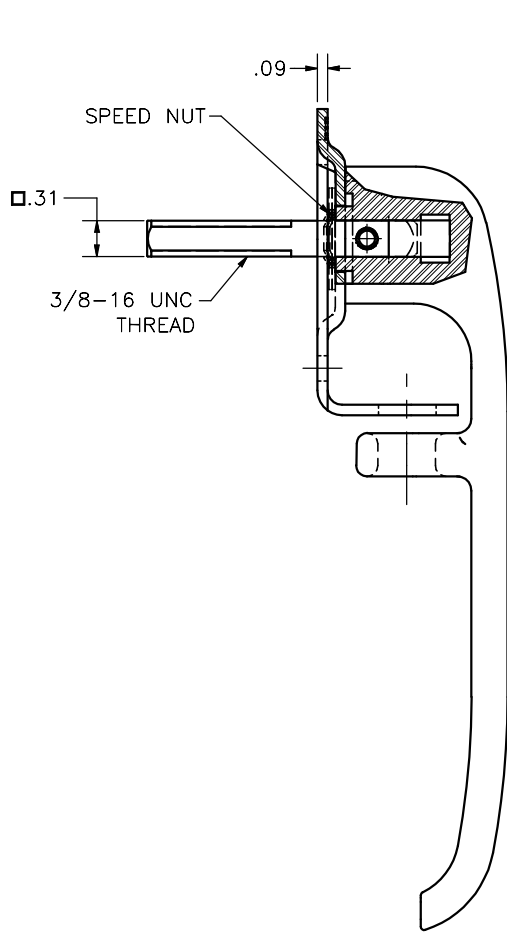


CONFIDENTIAL NOTICE: This drawing and the designs, specifications and engineering information disclosed hereon are the property of Eberhard Manufacturing Company and are not to be disseminated or reproduced without express written consent. The drawing is loaned in confidence and then only for consideration of the matter disclosed hereon. In accepting loan of this drawing, recipient agrees to keep it and the matter disclosed hereon in confidence and not to use nor permit their use in any way detrimental to Eberhard Manufacturing Company, Division of the Eastern Company, 21944 Drake Road, Cleveland, Ohio 44149-9712 © 2012 EBERHARD MFG. CO.

REVISION HISTORY			
REV	DESCRIPTION	EN	DATE
1	CONVERTED TO 3D	5567	8-17-12



CUSTOMER PRINT  
 SHEET 1 OF 2

EBERHARD MANUFACTURING CO.  
 DIVISION OF  
 THE EASTERN COMPANY  
 CLEVELAND, OHIO 44149-9712

THIS DOCUMENT IS IN ACCORDANCE WITH ASME Y14.15-2009		DATE 8/17/2012
LINEAR MEASURE: INCH		DR BY FLP
UNLESS OTHERWISE SPECIFIED TOLERANCES ARE AS FOLLOWS:		SCALE FULL
ANGLES:	±2° ±2°	CHK BY
2 PLACE DEC.:	±.03 ±.76	
3 PLACE DEC.:	±.015 ±.38	
ALL HOLES:	±.005 ±.13	

NAME PADLOCK TYPE DROP HANDLE ASSEMBLY	
MATERIAL -----	PART NUMBER 29-5655-X

SUPERSEDES DRAWING 29-5655-X DATED 9-7-06

C:\TEMP\PIa659e1d0-eb04-4fd4-ba25-c825c5b21b00\Pro\515655\29-5655-X SH11.dwg