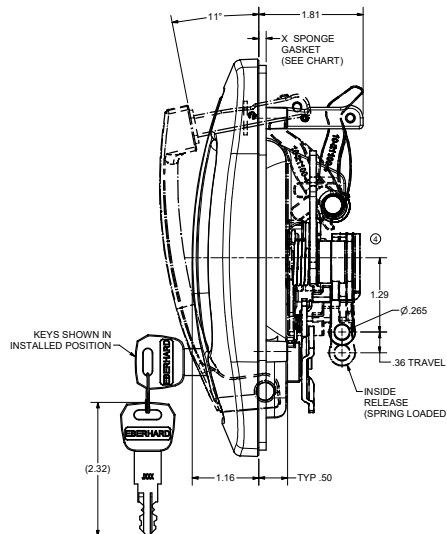
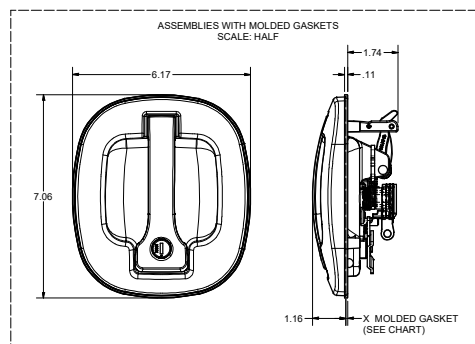
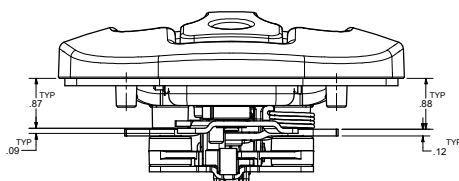
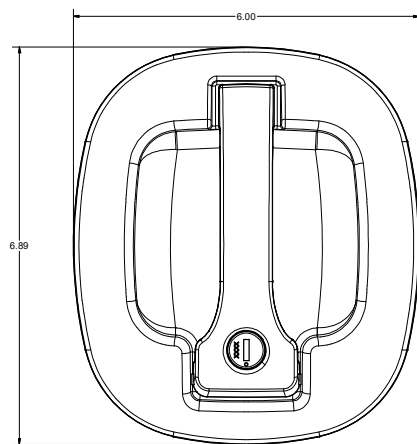
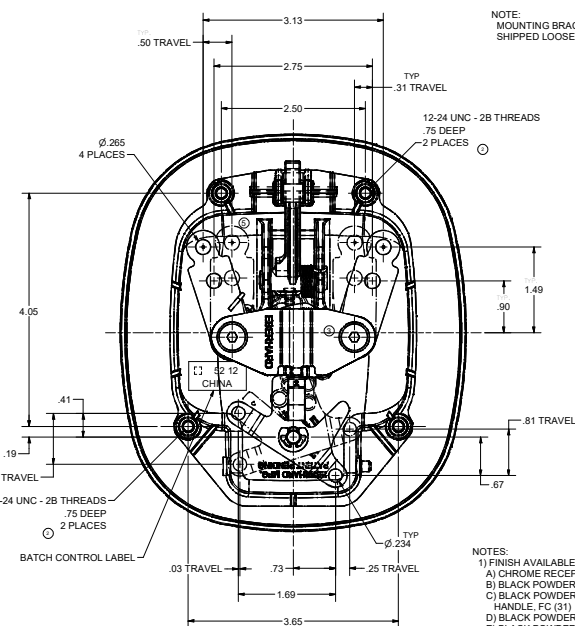


VIEW OF HANDLE
WITH BRACKETS



PART NUMBER	FINISH	X DIM	GASKET TYPE	MOUNTING HARDWARE
10-21100-XXX	03, 42	N/A	NO GASKET	21100-MHPK
10-21100-XXXX	03, 30, 31, 42, 35	13	50 DUROMETER EPDM CLOSED CELL SPONGE	21100-MHPK
10-21100-XXXXB	03, 30, 31, 42, 35	41	50 DUROMETER ETHYLENE VINYL ACETATE SPONGE	21100-MHPK
10-21100-XXXXC	03, 30, 31, 42, 35	06	TPU - MOLDED	21100-MHPK
10-21100LB-XXXXA	03, 30, 31, 42, 35	13	30 DUROMETER EPDM CLOSED CELL SPONGE	21100LB-MHPK
10-21100LB-XXXXB	03, 30, 31, 42, 35	41	50 DUROMETER ETHYLENE VINYL ACETATE SPONGE	21100LB-MHPK
10-21100LB-XXXXC	03, 30, 31, 42, 35	06	TPU - MOLDED	21100LB-MHPK



NOTES:

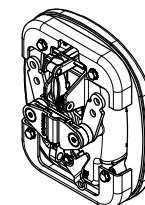
- 1) FINISH AVAILABLE:
 - A) CHROME RECEPTACLE & HANDLE, FC (03)
 - B) BLACK POWDER (POLY SEMI-GLOSS) RECEPTACLE & HANDLE, FC (30)
 - C) BLACK POWDER (POLY SEMI-GLOSS) RECEPTACLE & HANDLE, FC (31)
 - D) BLACK POWDER (TEXTURED) RECEPTACLE & HANDLE, FC (42)
 - E) BLACK POWDER (TEXTURED) RECEPTACLE & CHROME HANDLE, FC (35)
- 2) LUBRICATE AERO OR EQUIVALENT GREASE USED ON ALL MOVING COMPONENTS AT CONTACT POINTS.
- 3) DOW CORNING #44 GREASE USED ON CYLINDER WAFERS
- 4) MOUNTING BRACKETS AND MOUNTING SCREWS ARE FURNISHED WITH ZINC YELLOW CONVERTER FINISH.
- 5) MAXIMUM TORQUE FOR MOUNTING SCREWS: 35/40 in.lbs.
- 6) AVAILABLE KEY NOS: 201-1011, 201-1223 & 201-1225

EXAMPLE ORDER NO: 10-2110-201A-03

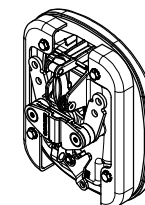
KEY LOCKING/BRAKET STYLE — FINISH CODE
KEY NUMBER —
GASKET TYPE —

PATENTED http://www.eberhard.com/ip		EBERHARD MANUFACTURING CO. DIVISION OF THE EASTERN COMPANY CLEVELAND, OHIO 44149-8712	
THIS DOCUMENT IS A CONFIDENTIALITY AGREEMENT. FILED 2-2009		DATE:	
THIS DOCUMENT IS A CONFIDENTIALITY AGREEMENT. IT IS THE POLICY OF EBERHARD MANUFACTURING CO. TO PROTECT ALL INFORMATION THAT IS NOT IN THE PUBLIC DOMAIN. ANY INFORMATION THAT IS NOT IN THE PUBLIC DOMAIN IS THE PROPERTY OF EBERHARD MANUFACTURING CO. AND IS TO BE KEPT CONFIDENTIAL. ANY DISCLOSURE OF THIS INFORMATION TO ANY OTHER PARTY WITHOUT THE WRITTEN PERMISSION OF EBERHARD MANUFACTURING CO. IS STRICTLY PROHIBITED.		LOCKING HANDLE ASSEMBLY WITH INSIDE RELEASE	
SERIAL NO. OF DRAWING: 63007313 TITLE: LOCKING HANDLE ASSEMBLY WITH INSIDE RELEASE DRAWN BY: SBA CHECKED BY: SBA APPROVED BY: SBA DATE: 6/2/02 SCALE: 1:1 SHEET NO. 1 OF 1 PART NO. 10-21100-A		MATERIAL: 10-21100-A	

REVISION HISTORY						
REV	DESCRIPTION	EN	DATE	REV. BY	APVD.	
	RELEASED, WAS 18-M9578-UK SHEET 1 OF 2	EN 5602	5/3/2013			
1	ADD DOW CORNING GREASE NOTE	EN 5672	09/19/2014			
2	REVISED DIMENSIONS	EN 5679	11/7/2014	SAA	LSW	
3	ADD STICKER	5690	2/13/2015	VRB	MR	
4	REVISED TO DETAIL	5717	8-21-15	FLP	MR	
5	UPDATE GRAPHICS, UPDATE PARTIAL STATUS	5900	4/26/2019	VRB	MR	
	REVISED (L) AND (R) SIDE RAIL GASKET RELEASED TO NO GASKET VERSION					

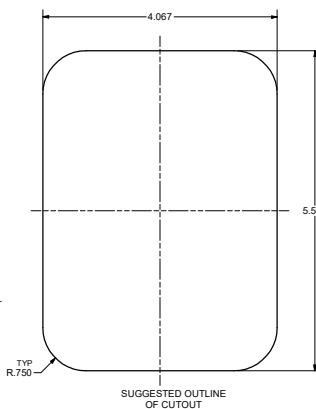


21100 SERIES
MOUNTING BRACKETS
(REF. 21100-MHPK)
SCALE: HALF



21100LB SERIES
LONG MOUNTING BRACKETS
(REF. 21100LB-MHPK)
SCALE: HALF

NOTE:
MOUNTING BRACKETS AND (4) MOUNTING SCREWS
SHIPPED LOOSE IN A SECURED POLY BAG.



SUGGESTED OUTLINE
OF CUTOUT

CUSTOMER PRINT
SHEET 1 OF 3

EBERHARD MANUFACTURING CO.
DIVISION OF
THE EASTERN COMPANY
CLEVELAND, OHIO 44149-8712

LOCKING HANDLE ASSEMBLY
WITH INSIDE RELEASE

PART NUMBER
10-21100