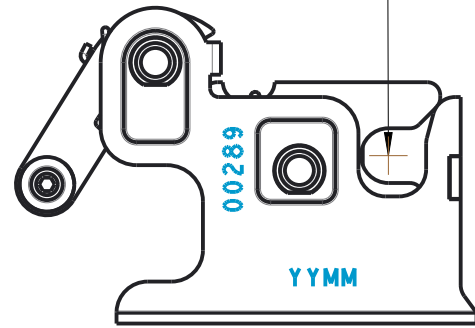



REQUIRED PUSH TEST OF 8-12 LBS AT CENTER OF HOLE WITH PULL LATCH HELD IN THE OPEN POSITION.

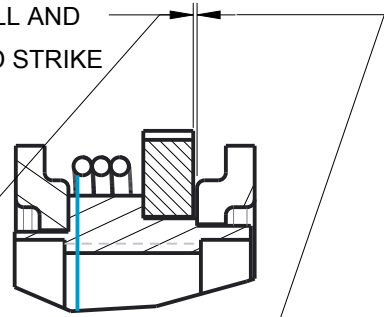


REQUIRED PULL TEST AT OF 2.25 LB - 3.0 LB FOR MOVEMENT 0 - 0.250" CENTER OF CABLE CLAMP WITH STRIKE LATCH IN THE TRIPPED OPEN POSITION

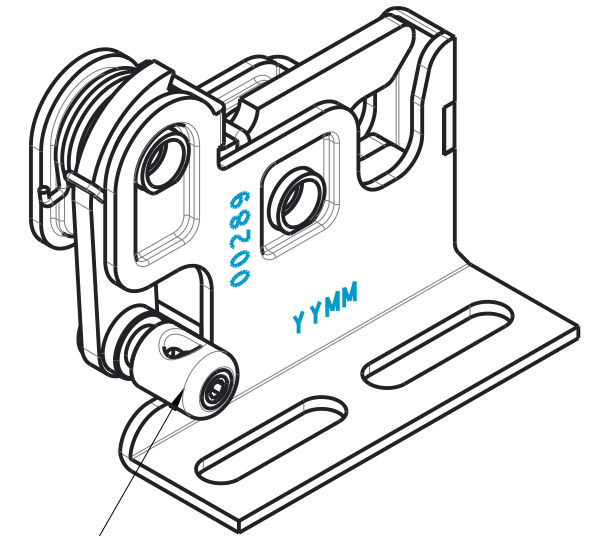
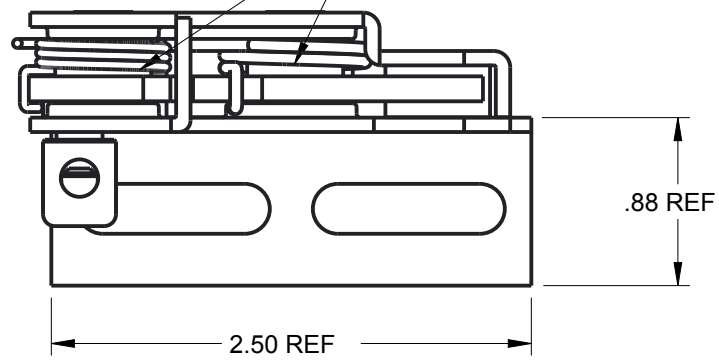


| PART | REV | DESCRIPTION | QTY |
|-------|-----|---|-----|
| 00293 | K | SIDE FRAME, LH | 1 |
| 00292 | K | SPRING, PULL LATCH, LW, 0.650" OD X 0.132", 0.047" WD | 1 |
| 00291 | L | MAIN FRAME, LH | 1 |
| 00198 | H | CABLE CLAMP, POWER GROOVE, CRS, FINISH AFTER ASSEMBLY | 1 |
| 00197 | M | AXLE | 2 |
| 00196 | F | PULL LATCH | 1 |
| 00194 | H | STRIKE LATCH | 1 |
| 00091 | D | WASHER, CRS, 0.375" OD x 0.155" ID x 0.050" | 1 |
| 00057 | J | SPRING, STRIKE LATCH, LH, 0.079" X 0.180", 0.063" WD | 1 |
| 00029 | E | SET SCREW, HEX-0.094, #10-32, 0.250 | 1 |

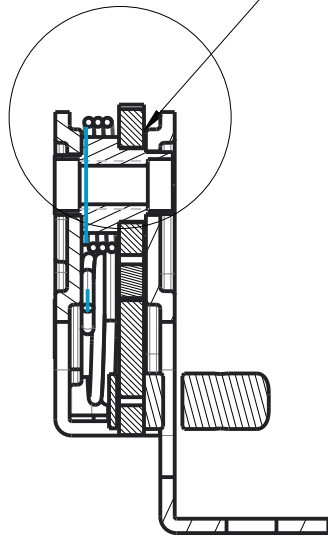
.0100 GAP BETWEEN FRAME AND PULL AND
.0050 GAP BETWEEN FRAME AND STRIKE



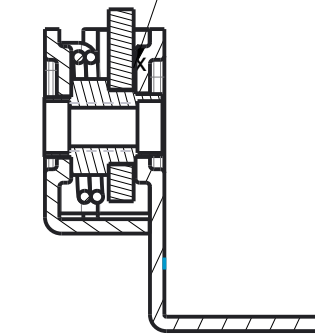
APPLY LIGHT OIL TO SPRINGS AND AXLES



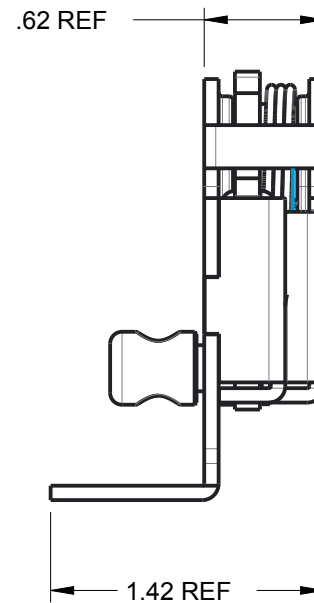
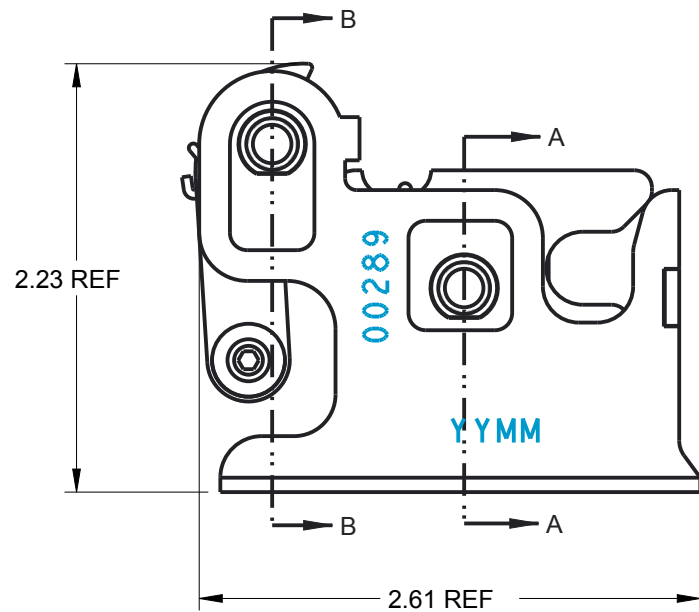
00198 CABLE CLAMP MUST SPIN FREELY IN 00196 PULL LATCH



SECTION B-B



SECTION A-A



BUILD TOLERANCES
X.X ±0.030
X.XX ±0.015
X.XXX ±0.005
X.XXXX ±0.003
ANGLES ±1°
INSP. PT.

| | | | |
|------------------|-----------------------------------|--------------|---------------|
| FINISH: | BLACK E-COAT COMPLETE ASSY | MATL: | ASSY |
| DESCRIPTION: | R3 ROTARY LATCH, LH, FOOT, 10 lbs | | |
| REV. LEVEL: | M | REV. DATE: | 11-08-17 |
| ECN #: | 368 | UNITS: | INCH |
| SHEET 1 OF 1 | | SCALE: | SEE NOTES |
| DETAILED BY: LJH | | REVISOR: LJH | CHECKED BY: - |
| DATE: 08-31-12 | | DWG SIZE: | B |

P/N: 00289



www.loadnlocksystems.com