



EBERHARD®



LOAD **N** LOCK
SECURED BY **EBERHARD**

INNOVATIVE LOCKING + STORAGE SOLUTIONS
LOCK YOUR TRUCK. LOCK YOUR GEAR.

EBERHARD MANUFACTURING

Established in 1877, The Eberhard Manufacturing Company is a global leader in the engineering and manufacturing of access & security hardware. We have a standard product line of rotary latches, compression latches, draw latches, hinges, cam locks, key switches, padlocks, and handles to name a few. We also offer full development and program management services for custom electromechanical and mechanical systems designed for specific OEM's and customer applications. Our products are found in an expansive range of applications and products globally, virtually unnoticed in our everyday lives. Typically, you are never more than 6 feet from one of our solutions.

The Eberhard Manufacturing Company is a registered ISO9001:2015 and ISO14001:2015 company based in Strongsville, Ohio. Our core manufacturing capabilities are in die-casting, injection molding, stamping, machining and final assembly. Our passion for engineering drives us forward. Developing new products to meet our customer's design challenges is our main objective. Adding haptics and functionality to our products ultimately supports our customer's brand equity and increases the value of their end products.

Eberhard is a division of The Eastern Company (Nasdaq stock ticker EML).

LOCATIONS

USA

Corporate/Manufacturing

Eberhard Manufacturing Company
21944 Drake Road
Strongsville, OH 44149-9712

Sales & Engineering

Eberhard Manufacturing Company
3930 N Ventura Drive
Arlington Heights, IL 60004

CHINA

Manufacturing

Eberhard – Dongguan
Building 13, No. 199 Pulong Road, Tangxia Town
Shenzhen Shi Guangdong Sheng Dongguan City,
Guangdong Province 523719, China

Manufacturing

Eberhard – Eastern Industrial, Ltd. (Shanghai)
20 Lane 2248 Liuxiang Road
Shanghai, China 201801

MEXICO

Manufacturing

Eberhard – Reynosa
Villas del Parque, 88780 Reynosa,
Tamaulipas, Mexico

Eberhard relentlessly focuses on our key markets to invent valued solutions, while obsessing on creating an exceptional business experience for our partners. We drive operational excellence into our processes and capabilities while continuously creating growth for our employees, partners, and shareholders.

Custom Secured Solutions	2
Power Adaptable Handles.....	4
Power Adaptable Handles : Standard	5
Power Adaptable Handles : Custom-Designed	6
Electronics : Power Lock Kit	7
Rotary Latches.....	8
Power Adaptable Rotary Latches.....	10
Electronics : Power Pop Kit	11
Tonneau Hinges : Custom-Designed.....	13
Hardware + Accessories.....	14

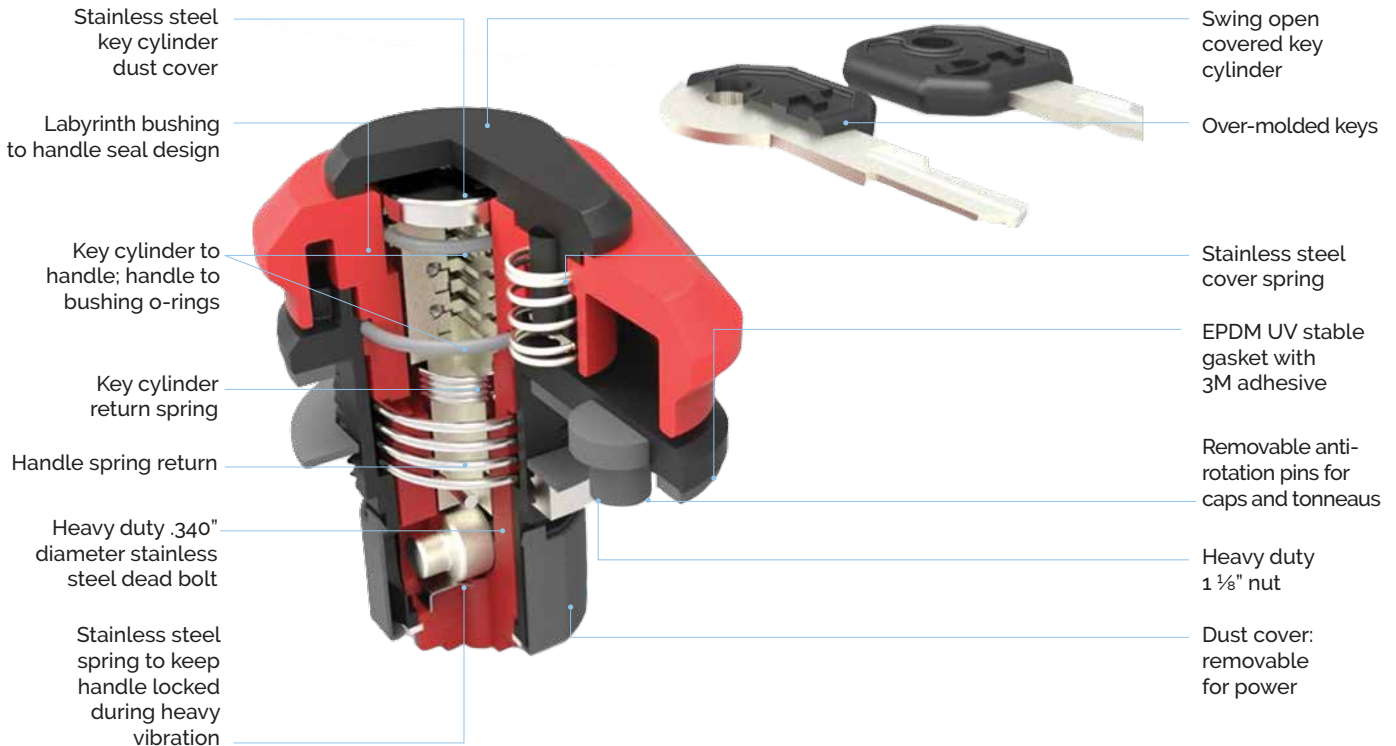
POWER ADAPTABLE HANDLES

Load N Lock has set the standard for truck cap and tonneau handles. Our solutions are engineered to fit our customers' industrial design. Standard locking bolts seamlessly integrate with our patented power adaptable module and each design incorporates a key override.







Standard Features:

- 1 1/8" mounting hole design, custom sizes available
- Labyrinth bushing with o-ring between key cylinder, handle bushing, and handle
- Heavy duty .340" diameter internal stainless steel deadbolt design
- Stainless steel key cylinder dust cover
- Stainless steel springs
- EPDM UV stable gasket with 3M adhesive
- Pair of over-molded keys



POWER ADAPTABLE HANDLES : STANDARD

Our mechanical handles are designed and built to be power adaptable. The module can be installed by the OEM or as an aftermarket addition.

FEATURES	PART N°
	<ul style="list-style-type: none">• Low profile teardrop design provides easy finger grip• Key plug hidden under rotating lock cover <p>LNL-70-00585</p>
	<ul style="list-style-type: none">• Full size T-shape allows full hand grip• Key plug is hidden under a full handle flip up lock cover <p>LNL-70-00775</p>
	<ul style="list-style-type: none">• Lever design offers positive hand wrap• Stainless steel scalped key plug with dust shutter <p>LNL-70-01760</p>
	<ul style="list-style-type: none">• Simple rotating button cover design• Key plug protected under rotating lock cover• This product is not power adaptable <p>LNL-70-00181</p>

POWER ADAPTABLE HANDLES : CUSTOM-DESIGNED

We understand that not all challenges are solved with standard products. With a combined 235 years of access and security hardware engineering knowledge, we have the expertise and experience to custom design a power adaptable handle to fit your unique application.

FEATURES



- T-Handle for truck cap glass applications
- Stainless steel scalped key plug with dust shutter
- Allows for double rod connections



- Four finger pocket handle for lift up and out applications
- Stainless steel scalped key plug with dust shutter
- Allows for double rod connections



- Contractor/utility truck flush mount t-handle
- Fits standard door pocket
- Stainless steel scalped key plug with dust shutter
- Allows for double rod connections
- Black or bright finish available

ELECTRONICS : POWER LOCK KIT

A power module can be attached to any of our handles by sliding it on and snapping an e-clip into place. Installed at the factory, dealership, or by the end customer, this product easily ties into the vehicle's existing power lock system. Installation time is under 28 minutes.



PATENTED KEYLESS POWER ADAPTABLE REMOTE ENTRY KIT - LNL-72-00772*

* Many other kits for caps and tonneaus available.



Power Module Slides On






















Standard Features:

- Installation in under 28 minutes
- Integration with vehicle FOB
- Works with all power adaptable handles
- No special tools required for installation

Cap and Tonneau Harness

ROTARY LATCHES

Our joystick rotary latch offers multi-directional actuation and is a simple solution to many applications where a left hand (LH) or right hand (RH) part would be integrated. This flexibility reduces your bill of materials and SKU count. See our full range of solutions below.

 <p>R6 LH</p>	 <p>R6 RH</p>	 <p>R9 LH</p>	 <p>R9 RH</p>
 <p>R1</p>	 <p>360° Rotation</p>		 <p>Geomet under black E-coat finish</p> <p>1/4 - 20 through threaded axles</p> <p>Bottom pull design creates better cable and rod angles</p> <p>Case-hardened internal components for increased life</p>
 <p>R3 LH</p>	 <p>R3 RH</p>	 <p>R4 LH</p>	 <p>R4 RH</p>
 <p>R5 LH</p>	 <p>R5 RH</p>	 <p>R7 LH</p>	 <p>R7 RH</p>
 <p>R8 LH</p>	 <p>R8 RH</p>	 <p>R10 LH</p>	 <p>R10 RH</p>

Eberhard offers the Load N Lock product line of rotary latches designed and tested for applications in truck caps, tonneaus, and automotive storage solutions – including roof-top cargo boxes and sport racks. The simple, robust design allows for the smoothest release and feel in the industry. This is ideal for applications where the end-user is releasing the mechanism mechanically or electronically. The patented design features intuitive cable connections, keeping the cables or rods in line with the actuator and close to the panel surface, which reduces the activation angle and trigger forces.

Standard Features:

- Single stage rotary non-FMVSS compliant
- Average actuation force: 2.5 lbs
- Mounting holes: 1/4 - 20 threaded
- Material + Finish: Steel; Black E-coat

PRODUCT FAMILY	APPLICATION GUIDE	AVG. CLOSING FORCE	TRIGGER STYLE	ACTUATION TYPE	MOUNTING STYLE	PART NUMBER	
R6	LITE PRELOAD	4 LBS	BOTTOM EYELET + SET SCREW	LH	THRU-BODY	LNL-77-01751	
				RH	THRU-BODY	LNL-77-01750	
R9	LITE PRELOAD	4 LBS		LH	MOUNTING FOOT	LNL-77-01789	
				RH	MOUNTING FOOT	LNL-77-01787	
R1	MEDIUM PRELOAD	10 LBS		JOYSTICK	MULTI, 360°	THRU-BODY	LNL-77-00046
R3	MEDIUM PRELOAD	10 LBS		BOTTOM EYELET + SET SCREW	LH	THRU-BODY	LNL-77-00289
			RH		THRU-BODY	LNL-77-00287	
R4	MEDIUM PRELOAD	10 LBS	LH		THRU-BODY	LNL-77-00751	
			RH		THRU-BODY	LNL-77-00750	
R5	HIGHER PRELOAD	20 LBS	LH		THRU-BODY	LNL-77-00791	
			RH		THRU-BODY	LNL-77-00790	
R7	HIGHER PRELOAD	20 LBS	LH		MOUNTING FOOT	LNL-77-01941	
			RH		MOUNTING FOOT	LNL-77-01940	
R8	HIGHER PRELOAD	20 LBS	LH		MOUNTING FOOT W/ CABLE GUIDE THRU-HOLE	LNL-77-01945	
			RH			LNL-77-01944	
R10	HIGHER PRELOAD	20 LBS	LH	MOUNTING FOOT W/ CABLE GUIDE NOTCH	LNL-77-01956		
			RH		LNL-77-01955		

POWER ADAPTABLE ROTARY LATCHES

Load N Lock's proprietary rotary latch design is easily power adaptable. The actuator and its supplied mounting hardware attach to the rotary creating a seamless, compact solution that matches the release force of the rotary selected.



Standard Features:

- Actuator, 8-13vdc voltage range
- Spaded terminal connection
- Steel; Geomet with black E-coat finish mounting bracket
- Custom mounts available






Standard Features:

- Aftermarket Power Pop Kit makes a tonneau work like the trunk of your vehicle
- Separate FOB
- Installation in approximately 90 minutes
- All parts needed for installation and cab tonneau pop included

POWER POP KIT - LNL-72-02000





FX4
OFF ROAD

PLATINUM

F150

KOMATSU

160
LC

KOMATSU

YO

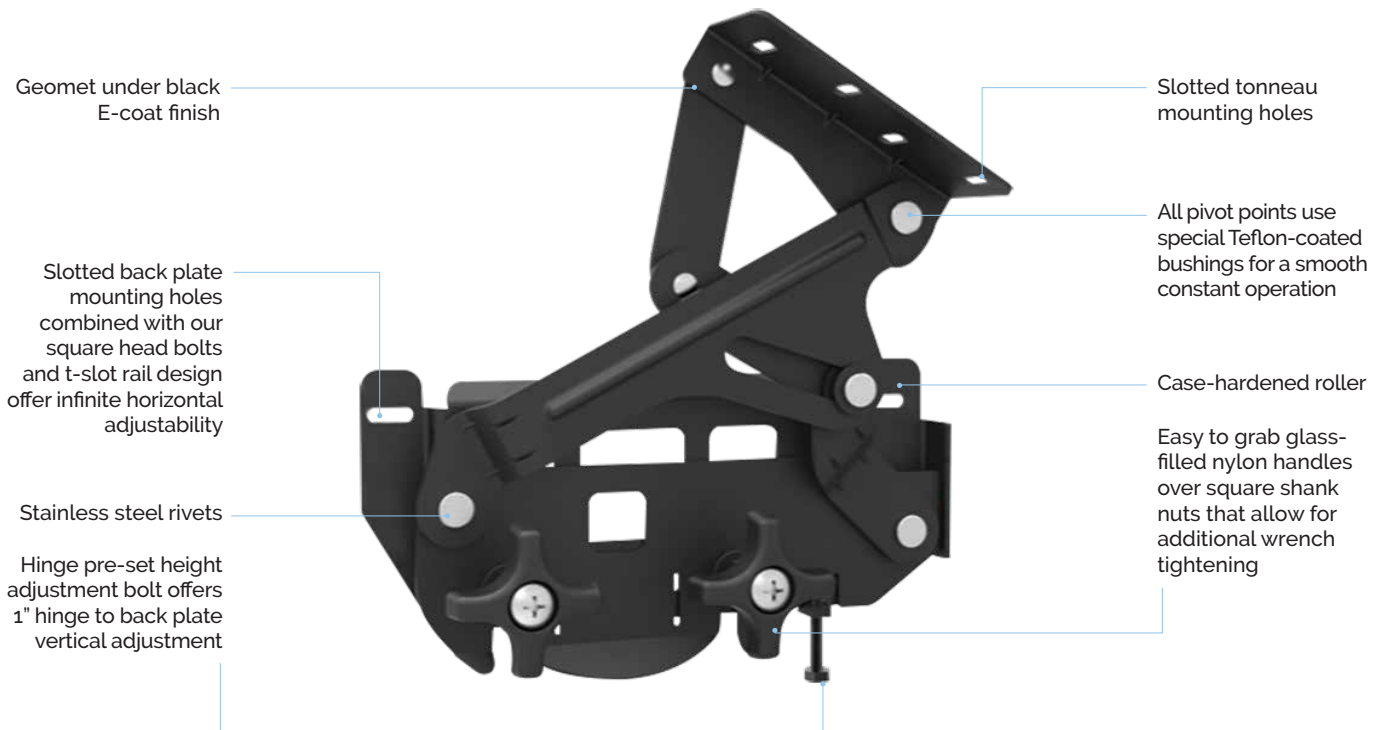
TONNEAU HINGES : CUSTOM-DESIGNED

Each hinge is custom-engineered using our patented 4-bar linkage system to match our customers' application. This includes the required lifting force, lifting height, and range of motion. Use with our rail systems or as standalone components. Contact us to discuss options and request information.



Standard Features:

- Patented geometry results in nearly 4" of vertical movement; creates greater open area for easier access to your cargo
- Stainless steel rivets combined with Teflon-coated bushings result in smooth, corrosion free movement
- Our patented quick release hinge design requires no tools for removal
- Geomet under black E-coat finish withstands years of harsh environmental punishment



HARDWARE + ACCESSORIES

Our hardware and accessories are designed to work with our full Load N Lock product line to create a complete package for your application.

Standard Features:

- Geomet under black E-coat finish
- Proven superior corrosion resistance

PART N°



Lower Striker Bracket

LNL-77-00459



Gas Cylinder Mount

LNL-77-00084



90° Striker Mounting Bracket

LNL-77-00088



Adjustable Striker

LNL-77-00627



U-Hook Striker

LNL-77-00087



Emergency Release

LNL-70-00681



Black Pull Strap

LNL-76-00558

- 1.5" x 12" or 1.5" x 18"
- Triple stitched high quality polypropylene
- Heavy duty brass grommet





EBERHARD®

LOAD N LOCK PRODUCT LINE  SECURED BY **EBERHARD®**

21944 Drake Road | Strongsville, OH 44149-9712 | 800-334-6706 | eberhard.com | sales@eberhard.com | 9.21