



this catalog

and its entire contents disclosed herein are the property of the Eberhard Manufacturing Company, division of The Eastern Company, and are not to be reproduced without written consent of Eberhard.

Some or all of the products (or configurations thereof) shown in this catalog may be covered by one or more U.S. or foreign design or utility patents, common law trademarks, and/or federally registered trademarks.

Drawings and dimensions shown in this catalog are for reference only. For manufacturing production or tooling purposes, obtain current engineering print from factory.





Eberhard Manufacturing

Established in 1877, The Eberhard Manufacturing Company is a global leader in the engineering and manufacturing of access & security hardware. We have a standard product line of rotary latches, compression latches, draw latches, hinges, cam locks, key switches, padlocks, and handles to name a few. We also offer full development and program management services for custom electromechanical and mechanical systems designed for specific OEM's and customer applications. Our products are found in an expansive range of applications and products globally, virtually unnoticed in our everyday lives. Typically, you are never more than 6 feet from one of our solutions.

The Eberhard Manufacturing Company is a registered ISO9001:2015 and ISO14001:2015 company based in Strongsville, Ohio. Our core manufacturing capabilities are in die-casting, injection molding, stamping, machining and final assembly. Our passion for engineering drives us forward. Developing new products to meet our customer's design challenges is our main objective. Adding haptics and functionality to our products ultimately supports our customer's brand equity and increases the value of their end products.

Eberhard is a division of The Eastern Company (Nasdaq stock ticker EML).

LOCATIONS

USA

Corporate/Manufacturing

Eberhard Manufacturing Company
21944 Drake Road
Strongsville, OH 44149-9712
Phone: (800) 334-6706
Email: sales@eberhard.com

Sales & Engineering

Eberhard Manufacturing Company
3930 N Ventura Drive
Arlington Heights, IL 60004

CHINA

Manufacturing

Eberhard – Dongguan
Building 13, No. 199 Pulong Road, Tangxia Town
Shenzhen Shi Guangdong Sheng Dongguan City,
Guangdong Province 523719, China

Manufacturing

Eberhard – Eastern Industrial, Ltd. (Shanghai)
20 Lane 2248 Liuxiang Road
Shanghai, China 201801





































MEXICO

Manufacturing

Eberhard – Reynosa
Villas del Parque, 88780 Reynosa,
Tamaulipas, Mexico

table of contents



	section 1	Passenger Restraint Latches	1–16		section 19	Draw Latches	193–198
	section 2	Eclipse® Series	17–24		section 20	Grab Handles	199–204
	section 3	T-handles	25–44		section 21	Slam Bolts	205–212
	section 4	Rotaries/Strikers	45–74		section 22	Trigger Latches	213–218
	section 5	Gate Hardware	75–76		section 23	Cam Type Door Locks	219–240
	section 6	D-rings	77–86		section 24	Paddle Latches	241–282
	section 7	Seats/Ladder Brackets	87–90		section 25	Door Holdbacks	283–288
	section 8	Center Cases	91–112		section 26	Power Locking and Codable Systems	289–292
	section 9	Rods, Adapters, and Clips	113–120		section 27	Key Cylinders	293–298
	section 10	Gas Springs	121–128		section 28	Gaskets	299–304
	section 11	Pull Latches	129–136		section 29	Other Latches	305–312
	section 12	Hinges	137–150		section 30	Bus Hardware	313–318
	section 13	Push Buttons	151–156		section 31	Steps	319–320
	section 14	Tie-Downs	157–160		section 32	Miscellaneous	321–326
	section 15	Footman Loops	161–164		section 33	Vents, Covers, and Fans	327–332
	section 16	Hooks	165–168		section 34	CAD Drawing Request	333–334
	section 17	Handles	169–182		section 35	Finish Codes	335–338
	section 18	Quarter Turns	183–192		section 36	Index	339–348

limited warranty

For a period of 1 year from date of sale, Eberhard Manufacturing warrants its products to the original purchaser to be free from defects in materials and workmanship subject to the following terms and conditions:

- (A) The products have not been subjected to abuse, neglect, alterations, accident, improper installation or servicing, or used in violation of any instructions which may be provided.
- (B) Notice of any and all defects in materials and workmanship is given to Eberhard Manufacturing in writing no later than 1 year after date of sale.
- (C) Examination discloses, in the judgment of Eberhard Manufacturing, a defect in materials or workmanship which developed under normal installation, use and service.

Eberhard Manufacturing does not assume the cost of removal and/or installation of the products, the cost of returning any products to its plant for repair or replacement, or any other incidental costs which may arise as a result of any defect in material workmanship.

THIS LIMITED WARRANTY IS IN LIEU OF ALL OTHER WARRANTIES, EXPRESSED OR IMPLIED, ANY WARRANTY IMPLIED BY LAW, INCLUDING WARRANTIES OR MERCHANTABILITY OR FITNESS FOR A PARTICULAR PURPOSE, AND HEREBY DISCLAIMED AND EXCLUDED FROM THIS CONTRACT. NO REPRESENTATIVE OR PERSON IS AUTHORIZED TO GIVE ANY OTHER WARRANTY OR TO ASSUME FOR EBERHARD MANUFACTURING ANY OTHER LIABILITY IN CONNECTION WITH PRODUCTS SOLD BY EBERHARD MANUFACTURING. EBERHARD MANUFACTURING WILL NOT BE LIABLE FOR ANY INCIDENTAL OR CONSEQUENTIAL DAMAGES.

passenger restraint latches

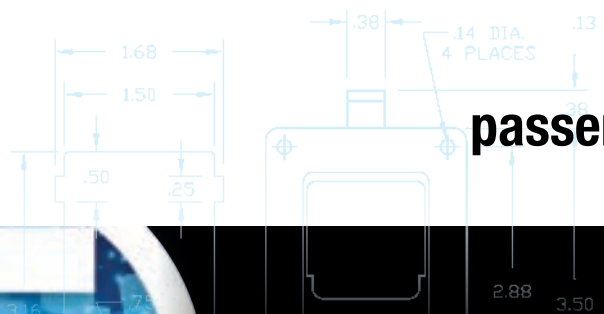


section
1

passenger restraint latches



VISION & STYLE
WE'RE CHANGING THE FUTURE


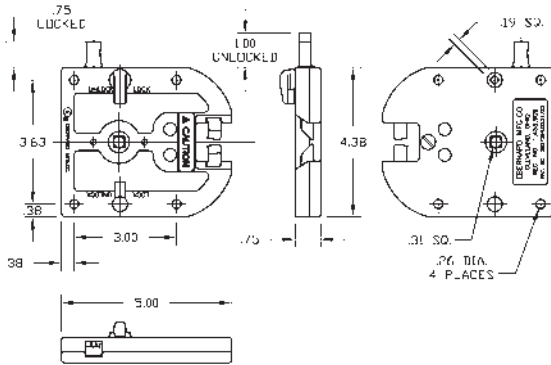


passenger restraint latches

Safety Notice: The products shown in Section 1 of our catalog are the **only** products designed by Eberhard to meet Federal Motor Safety Standard #206 (FMVSS 206) for passenger restraint systems.

No other products shown in any other section of our catalog are recommended for passenger applications.

No. 206-XR



The Eberhard Safety Slam Lock System is one of the highest quality, thinnest profile vehicle locks we manufacture. The lock measures only 3/4" in thickness.

Meets the Federal Motor Vehicle Safety Standard No. 206 for personnel restraint applications. To comply with FMVSS 206 standards, the lock must be installed in conjunction with Eberhard's **No. 206-15** striker in a certified FMVSS 206 door system.

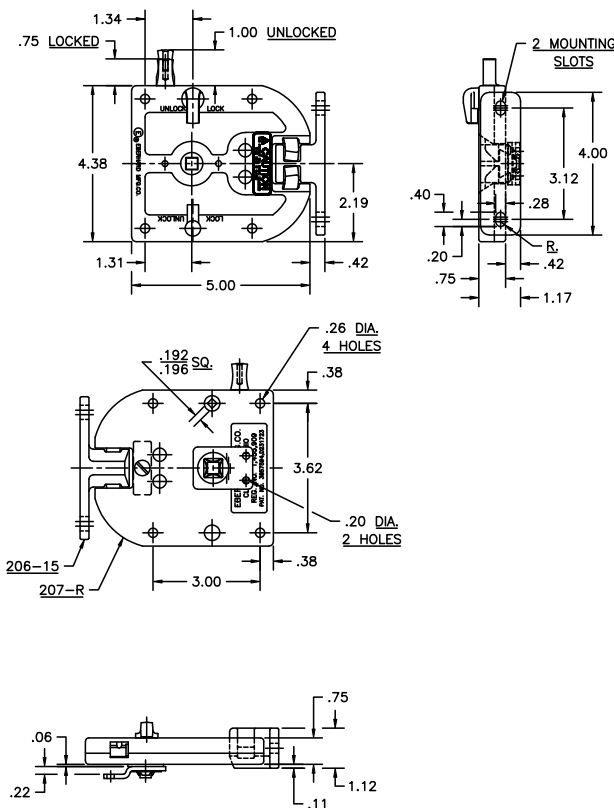
The lock's versatility allows it to be used for direct operation, remote operation, or a combination of both. Both left- and right-hand versions are available. (Please specify when ordering.) The striker is also included with the package.

The Safety Slam Lock System is ideal for meeting your on-highway or off-highway vehicle locking requirements.

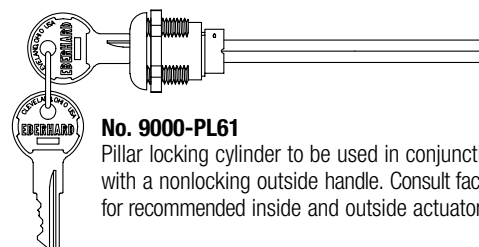
Features

- Serialized for lot control.
- Outside locking/unlocking, with pillar locking cylinder.
- Vertical locking/unlocking from inside.
- Thumb-rotary locking/unlocking from inside.
- Can be mounted on inner surface of door panel, or between outer and inner skins of door.
- Enclosure of mechanism minimizes damage from foreign objects.
- Striker provides primary and secondary latch positions.
- 5/16" square shank hole for outside and inside handles.
- Tumbler spacer included to keep handle shank from going through lock.
- Zinc or black E-coat finish available
- Weight: 2.64 lbs.

No. 207-UR



Optional Feature



No. 9000-PL61

Pillar locking cylinder to be used in conjunction with a nonlocking outside handle. Consult factory for recommended inside and outside actuators.

passenger restraint latches

Safety Notice: The products shown in Section 1 of our catalog are the **only** products designed by Eberhard to meet Federal Motor Safety Standard #206 (FMVSS 206) for passenger restraint systems.

No other products shown in any other section of our catalog are recommended for passenger applications.

Series 206® and 207™ Eberhard Safety Slam Lock System Options

Series 206, 206X, 207, 207X, are trademarks of Eberhard Mfg. Co., Div. The Eastern Co.

Lock Assembly Series w/Striker No.	Available Products Description/Features
<p>Series 206-X™</p> <p>206-XUR&L</p> <p>1-206-XUR&L</p> <p>2-206-XUR&L</p> <p>5-206-XUR&L</p> <p>12-206-XUR&L</p>	<p>Patented locking assembly w/vertical locking button, inside locking knob, split tumblers, spacers, pillar locking provision. Standard 5/16" sq. activating tumbler for inside and outside handle engagement.</p> <p>Locking assembly similar to 206-XU R&L, but supplied with shortened vertical lock button.</p> <p>Locking assembly similar to 206-XU R&L, but supplied with vertically attached non-key-locking inside handle (zinc die-cast, chrome-plated).</p> <p>Locking assembly similar to 2-206-XU R&L assembly, but with attached inside handle mounted horizontally. (Activates only upward for passenger safety.)</p> <p>Locking assembly similar to 2-206-XU R&L, but supplied with shortened vertical lock button and handle.</p>
<p>Series 206®</p> <p>206-UR&L</p> <p>1-206-UR&L</p> <p>2-206-UR&L</p> <p>5-206-UR&L</p> <p>12-206-UR&L</p>	<p>Automatic Unlocking Series (see ▲ CAUTION below)</p> <p>Patented locking assembly similar to 206-XU R&L, but provided with automatic unlocking feature. When engaged in striker, latch assembly remains unlocked. Pillar locking from outside at all times.</p> <p>Locking assembly similar to 206-U R&L, but supplied with shortened vertical lock button.</p> <p>Locking assembly similar to 206-U R&L, but supplied with vertically attached non-key-locking inside handle (zinc die-cast, chrome-plated).</p> <p>Locking assembly similar to 2-206-U R&L, but with attached inside handle mounted horizontally. Activates only upward for passenger safety.</p> <p>Locking assembly similar to 206-U R&L, but supplied with shortened vertical lock button and handle.</p>
<p>Series 207-X™</p> <p>207-XUR&L</p> <p>1-207-XUR&L</p> <p>2-207-XUR&L</p> <p>5-207-XUR&L</p>	<p>Patented locking assembly similar to 206-XU R&L lock assembly, but supplied with one horizontally mounted outside remote control lever.</p> <p>Locking assembly similar to 207-XU R&L, but supplied with one vertically mounted inside remote control lever.</p> <p>Locking assembly similar to 207-XU R&L, but with vertically mounted remote control lever and handle.</p> <p>Locking assembly similar to 207-XU R&L assembly, but with inside vertically attached nonlocking handle.</p>
<p>Series 207™</p> <p>207-UR&L</p> <p>1-207-UR&L</p> <p>2-207-UR&L</p> <p>5-207-UR&L</p> <p>8-207-UR&L</p>	<p>Automatic Unlocking Series (see ▲ CAUTION below)</p> <p>Patented locking assembly similar to 206-U R&L, but supplied with one horizontally mounted outside remote control lever.</p> <p>Locking assembly similar to 207-U R&L, but supplied with one vertically mounted inside remote control lever.</p> <p>Locking assembly similar to 207-U R&L, but with vertically mounted remote control lever and handle.</p> <p>Locking assembly similar to 207-U R&L assembly, but with inside horizontally attached nonlocking handle.</p> <p>Locking assembly similar to 5-207-U R&L, but inside handle is attached in horizontal position and rotates only upward for passenger safety.</p>

NOTE: 1/4-20 threaded stainless steel mounting inserts are available on any of the models shown above. Specify when ordering the letter "T" in front of the part number (example T206-XU L&R).

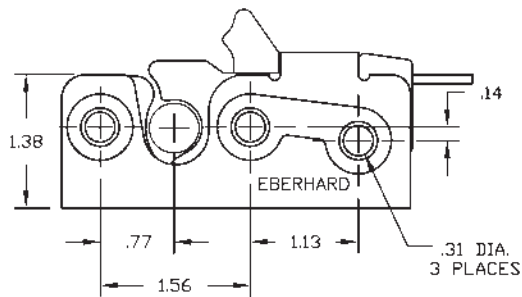
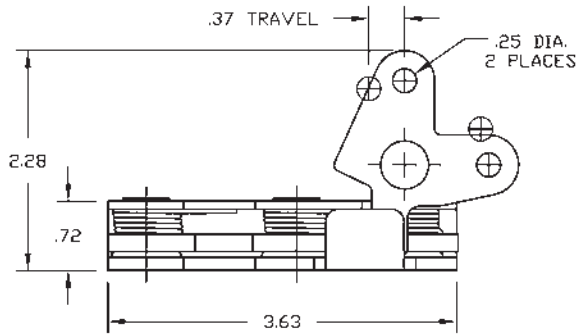
▲ **CAUTION:** All series 206 and 207 have a built-in automatic unlocking feature to prevent lock out. When the latch engages the striker in the locked position, the striker disengages the latch-locking feature. **NOTE:** Each lock is serialized for lot control. Removal of serial number identification or tampering with the Safety Slam Lock unit voids the warranty.

passenger restraint latches

Safety Notice: The products shown in Section 1 of our catalog are the **only** products designed by Eberhard to meet Federal Motor Safety Standard #206 (FMVSS 206) for passenger restraint systems.

No other products shown in any other section of our catalog are recommended for passenger applications.

No. 1-400-R&L



No. 1-400-R&L

Right-hand shown.

Rotary latch that has two holes in actuator arm for attaching remote latching points and uses a .55" dia. striker pin.

NOTE: Rotary Latch is available with 1/4" x 20 UNC threaded inserts. Specify when ordering (**No. IT-400 R**).

Weight: .60 lbs.

No. 24T-400R&L

Same as above except with threaded spacers and .235" dia. holes in release lever.



No. 400-R&L Rotary Latch

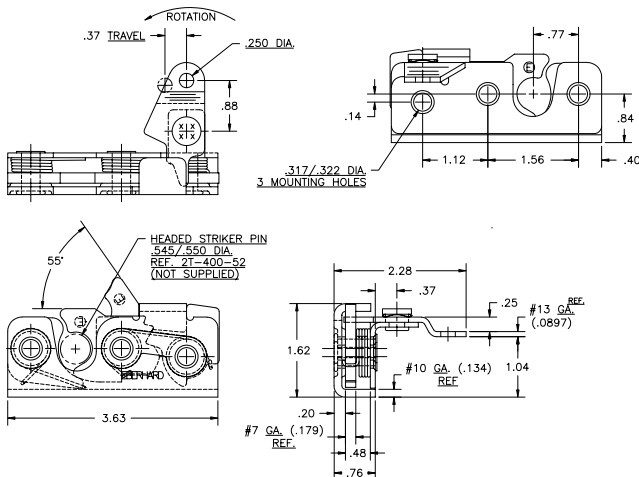
These are two-stage latches, with both primary and secondary latching capabilities with one remote attaching point.

No. 3-400 R&L Rotary Latch

Same as 1-400 except lever arm has only one .264 dia. hole.


Finish: Zinc-plated with black coated pawls for improved lubricity and corrosion resistance.

No. 27-400-R



No. 27-400-R

Rotary latch with single offset lever arm.



passenger restraint latches

Safety Notice: The products shown in Section 1 of our catalog are the **only** products designed by Eberhard to meet Federal Motor Safety Standard #206 (FMVSS 206) for passenger restraint systems.

No other products shown in any other section of our catalog are recommended for passenger applications.

Various 400 Series Actuator Options

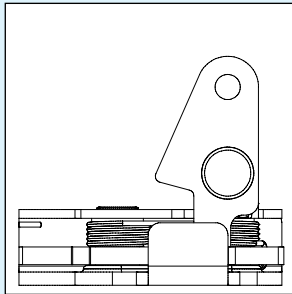
NOTE: Antirattle feature is standard with all actuators.

Other options available. Consult factory.

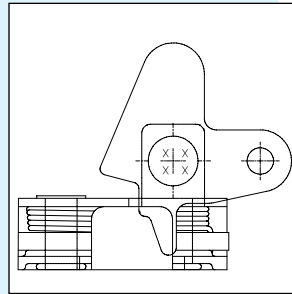
NOTE: All versions available with threaded inserts.

NOTE: All versions available in Dovetail.

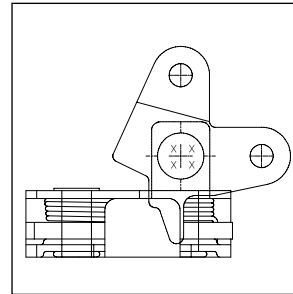
NOTE: All versions to use .312" dia. grade 8 bolts for installation.



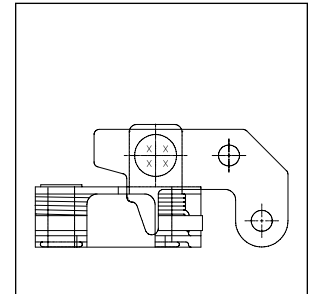
No. 400-R



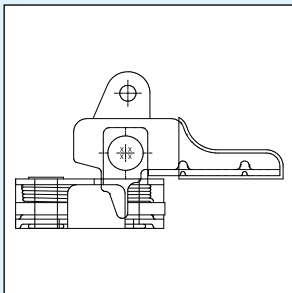
No. 3-400



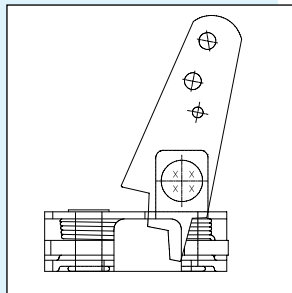
No. 9-400-R
(Independent lever arms)



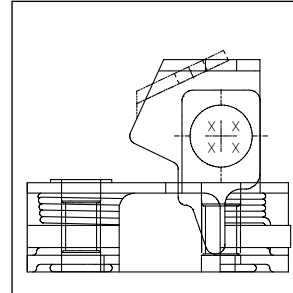
No. 8-400-R



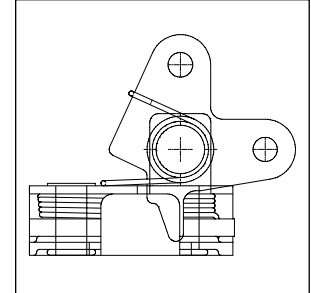
No. 14-400-R
(Plastisol Handle)



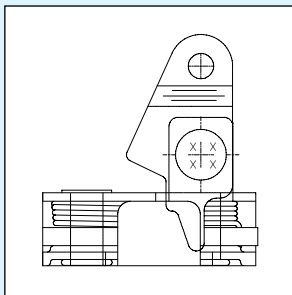
No. 19-400-R



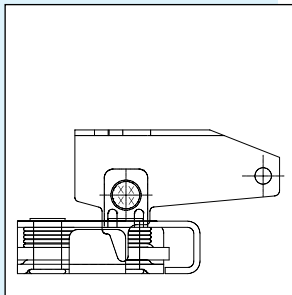
No. 23T-400-R



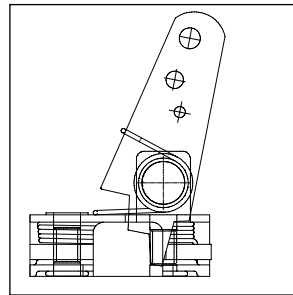
No. 26T-400-R
(Threaded with return spring)



No. 27-400-R
(Offset lever arm)



No. 33-400-R



No. 34T-400-R
(Threaded with Return Spring)

Consult factory for other options.

These rotaries meet FMVSS 206 Standards for personnel restraint applications. To comply with the FMVSS 206 Standards, the appropriate latch must be used in conjunction with Eberhard striker assembly No. 2T-400-52 and a certified FMVSS door system.

Safety Notice: The products shown in Section 1 of our catalog are the **only** products designed by Eberhard to meet Federal Motor Safety Standard #206 (FMVSS 206) for passenger restraint systems.

No other products shown in any other section of our catalog are recommended for passenger applications.

400 Rotary Variations

No.	Similar to:	Variations
400 R&L	—	One hole in actuator 1/4" dia.
1-400 R&L	400 R&L	Modified actuator with two 1/4" dia. holes
1T-400 R&L	1-400 R&L	With three 1/4"-20 UNC lock mounting spacers
3-400 R&L	1-400 R&L	Modified actuator with one 17/64" dia. hole
8-400 R&L	400 R&L	Modified actuator "L" bend with two 1/4" dia. holes
9-400 R&L	400 R&L	Dual actuators with two 1/4" dia. holes
19-400 R&L	400 R&L spring return	Longer length lever arm with two 13/64" dia. mounting holes; also 1/8" dia. hole for remote
23T-400 R&L	IT-400 R&L	Offset lever arm with 1/4" dia. mounting hole
26T-400 R&L	IT-400 R&L	With added lever return spring
27-400 R&L	400 R&L	With 1/4" inset lever arm to maintain the 1-5/8" case width with a carburetor clip attached
33-400 R&L	—	Actuator lever with remote attachment points on parallel & perpendicular plane to latch body
34-400 R&L	19-400 R&L	With return spring added to lever arm; one .250 dia. hole; one .203 dia. hole and one .13 dia. hole
D-400-U R&L	400 R&L	Dovetail / Striker assembly; one hole in actuator 1/4" dia.
1D-400-U R&L	D-400-U R&L	Modified actuator; with two 1/4" dia. holes
9D-400-U R&L	D-400-U R&L	Dual actuators; with two 1/4" dia. holes

2T-400-52	—	Standard striker / Washer subassembly; Torx® Drive
5-400-52	—	Hex head, overall length 2.37"

Other versions available. Consult factory.

passenger restraint latches


Safety Notice: The products shown in Section 1 of our catalog are the **only** products designed by Eberhard to meet Federal Motor Safety Standard #206 (FMVSS 206) for passenger restraint systems.

No other products shown in any other section of our catalog are recommended for passenger applications.

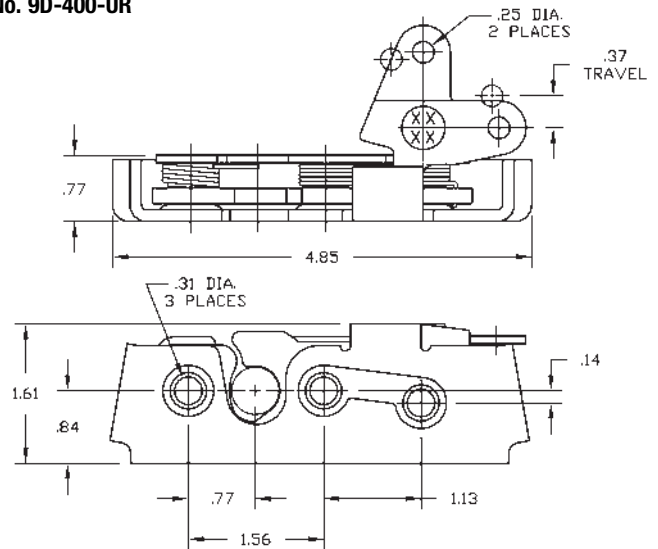
No. 9D-400-UR&L

Left-hand shown, independent arms.

Patented



No. 9D-400-UR



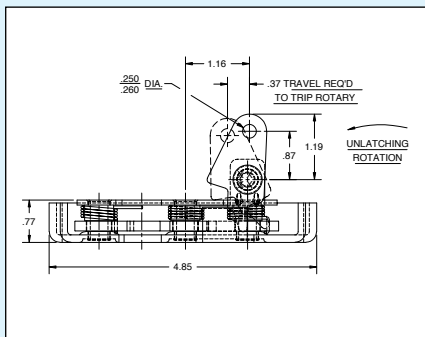
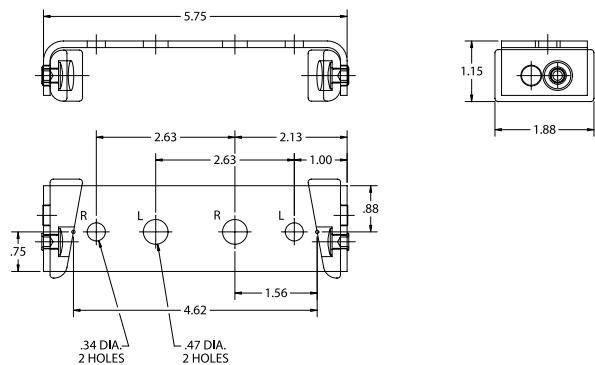
No. D-400 R&L Dovetail Rotary Latch

- The unique wedge design improves door alignment when slammed closed. This dovetail reduces door sag and assures better latch engagement.
- Meets FMVSS Standards for personnel restraint. To comply, application must meet same requirements as stated on pg. 5.
- Two-stage latching.
- Multipoint systems available.
- Numerous actuators are available for your specific need.
- Has independent duo actuators for remote operation from 2 points.
- Uses .55 dia. striker pin.

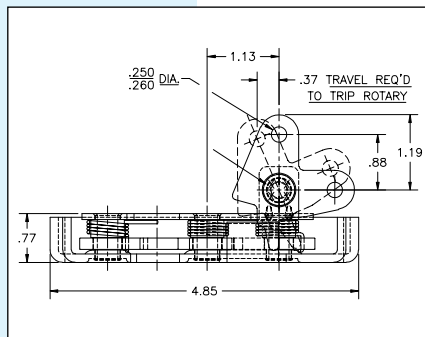
Finish: Zinc-plated with black coated pawls for improved lubricity and corrosion resistance.

Weight: .70 lbs. for latch / .45 lbs. for striker bracket

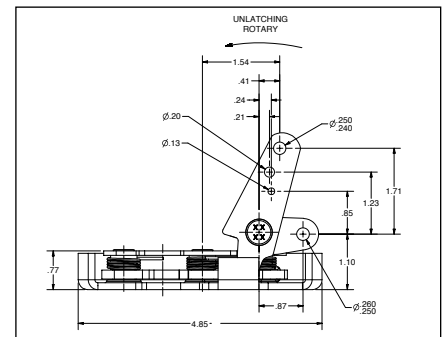
No. D-400-53 Striker Bracket



No. D-400-R



No. 1D-400-R



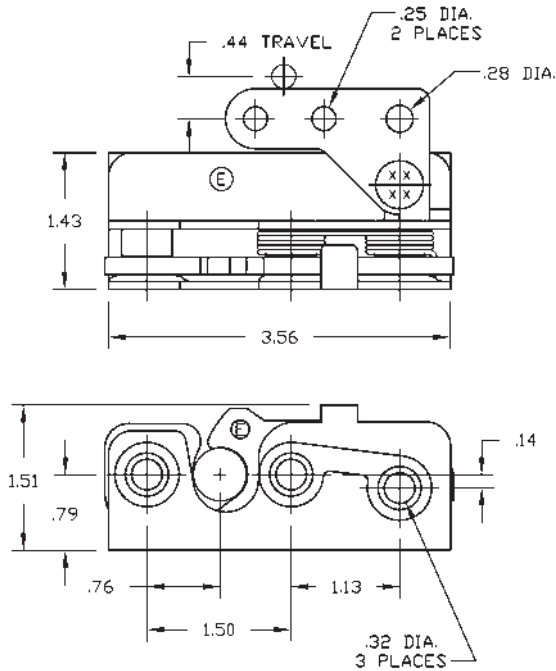
No. 41D-400-R

passenger restraint latches

Safety Notice: The products shown in Section 1 of our catalog are the **only** products designed by Eberhard to meet Federal Motor Safety Standard #206 (FMVSS 206) for passenger restraint systems.

No other products shown in any other section of our catalog are recommended for passenger applications.

No. 450-R



No. 450-R&L

Rotary latches offer actuator position located below the striker entry level. This rotary is designed to use a .55 dia. striker pin and ideally suited for those installations where **No. 400** series rotaries cannot be used due to lever arm actuator position.

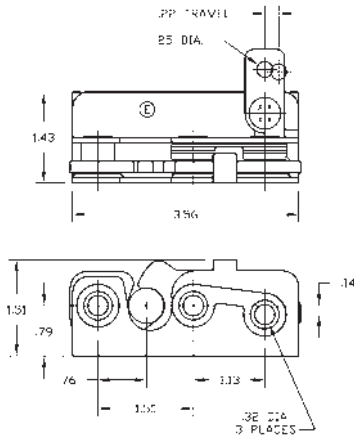
Meets FMVSS 206 Standards for personnel restraint. To comply, the appropriate latch must be used in conjunction with Eberhard striker assembly **No. 2T-400-52**, and .312 dia. grade 8 bolts for installation. Latch pawls have an Everlube finish for corrosion protection and lubricity; the outside housing is zinc-plated.

Weight: .57 lbs. (Left-hand shown.)

Options: The 450 rotary latch series is available with 1/4" x 20 UNC threaded inserts. Specify when ordering (**No. T-450-R**).



No. 6-450-R



No. 6-450-R&L

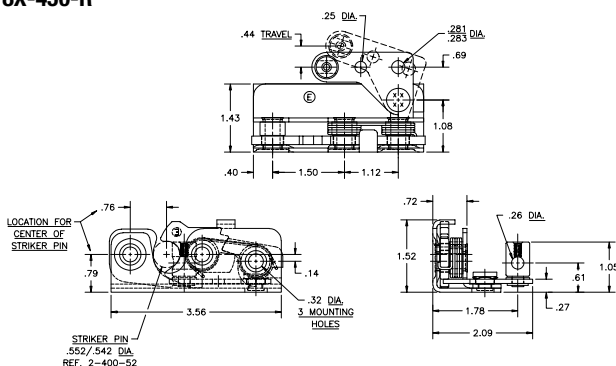
Rotary latches offer actuator position located below the striker entry level. This latch is ideally suited for those installations where **No. 400** Series rotaries cannot be used due to lever arm actuator position.

Meets FMVSS 206 Standards for personnel restraint. To comply, the appropriate latch must be used in conjunction with Eberhard striker assembly **No. 2T-400-52**, and .312 dia. grade 8 bolts for installation. Latch pawls have an Everlube finish for corrosion protection and lubricity; the outside housing is zinc-plated.

Weight: .57 lbs. (Right-hand shown.)

Consult factory for additional variations.

No. 8X-450-R



No. 8X-450-R

Rotary latch with side release lever and rod adapter, three .32" diameter mounting holes, uses .55" diameter striker pin.

No. 18X-450-R&L

Same as **No. 8X-450-R** except rod adapter in different location.

Consult factory for additional variations

passenger restraint latches


Safety Notice: The products shown in Section 1 of our catalog are the **only** products designed by Eberhard to meet Federal Motor Safety Standard #206 (FMVSS 206) for passenger restraint systems.

No other products shown in any other section of our catalog are recommended for passenger applications.

No. 1-475-R&L

Low profile rotary latch

Dual stage low profile rotary latch designed for thinner door applications. Rotary latch complies with *FMVSS 206 strength requirements when used with a proper .50 dia. striker pin and other requirements are met. Additional features include Everlube finish on internal latch pawls for corrosion protection and added lubricity; a zinc with yellow dichromate finish on outer housing. The lever arm can be remotely linked to an operating handle with rod or cable (adapters see **No. 16619-15PK**) for multipoint systems. Recommended striker (**No. 475-52U**).



Weight: .55 lbs.

* Three grade 8 1/4-20 mounting bolts required to meet FMVSS 206 strength requirements in conjunction with Eberhard **475-52U** striker and a certified FMVSS door system.

No. 1T-475-R&L

Threaded mounting holes.

No. 2T-475-R&L

Same as 1T-475-R&L except lever arm is offset.

No. 3T-475-R&L

Threaded mounting holes and 2.4" extended lever arm.

No. 6-475-R&L

Same as 1-475-R&L except with antirattle wave washer.

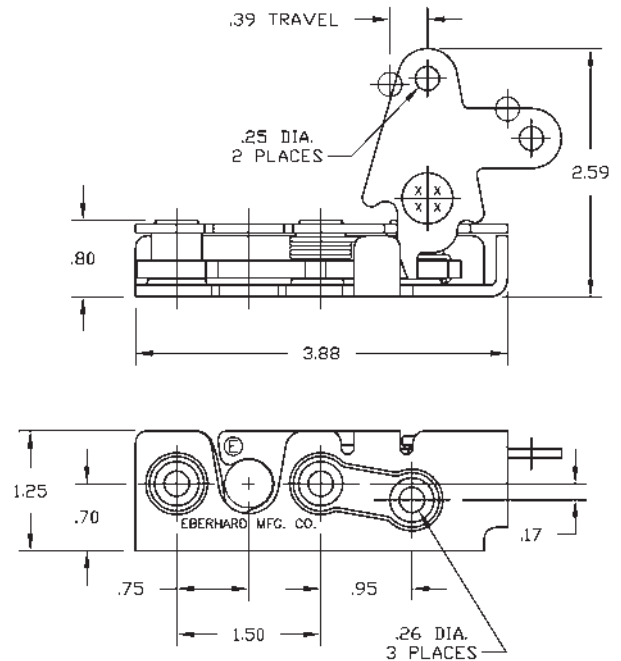
No. 6T-475-R&L

Same as above except with 1/4-20 threads.

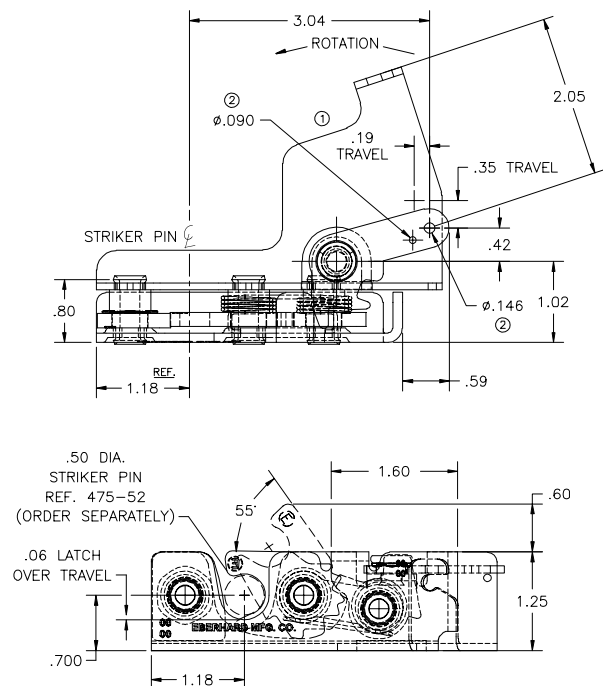
No. 7T-475-R&L

Threaded mounting holes, extended mounting bracket and arm to secure cable to rotary latch.

No. 1-475-R



No. 7T-475-R

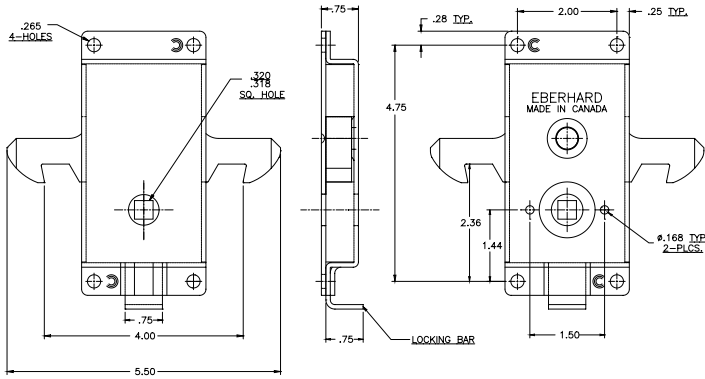


passenger restraint latches

Safety Notice: The products shown in Section 1 of our catalog are the **only** products designed by Eberhard to meet Federal Motor Safety Standard #206 (FMVSS 206) for passenger restraint systems.

No other products shown in any other section of our catalog are recommended for passenger applications.


No. 7-5690-50



No. 7-5690-50

This heavy-duty sliding door lock has a firm spring action which latches the door securely; requires but a slight turn of the handle to release it and open the door. This ease of operation is due to the independent latches hinged from a shoulder pin in the center of the lock case. The double latches permit the lock to be used for right- or left-hand doors as well as for the twofold purpose of holding the door in both open and closed positions. This mechanism permits locking the doors from the inside by merely pushing in the locking thumb latch. However, this does not automatically unlock by turning the inside handle. To unlock, the thumb latch must be released manually. Handle not supplied. (Shown with optional inside handle 99L Series.)

Weight: 2.25 lbs.
Inside handle 99L-1F



Patented


passenger restraint latches

Safety Notice: The products shown in Section 1 of our catalog are the **only** products designed by Eberhard to meet Federal Motor Safety Standard #206 (FMVSS 206) for passenger restraint systems.

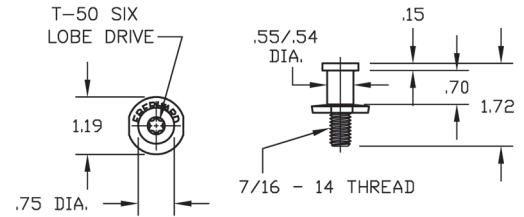
No other products shown in any other section of our catalog are recommended for passenger applications.

No. 2T-400-52

Six Lobe Drive Striker/Washer subassembly.
Weight: .09 lbs.




No. 2T-400-52

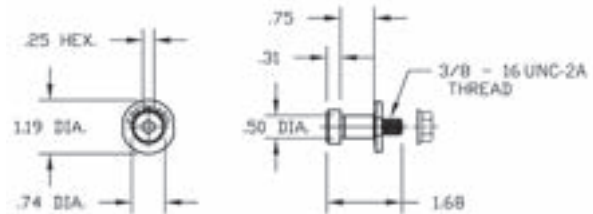


No. 475-52U

Striker, washer, and nut subassembly.

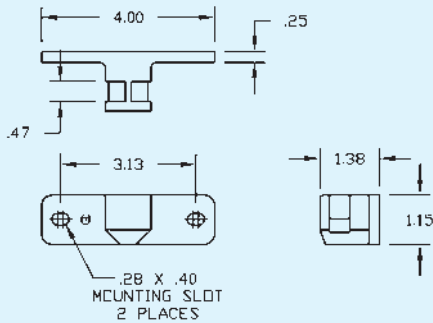


No. 475-52U



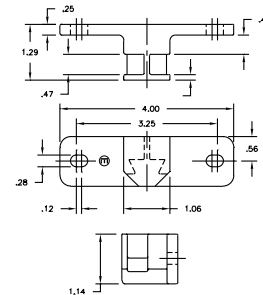
No. 206-15

Striker




No. 3-206-15

Striker

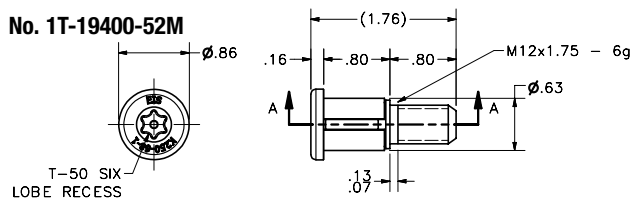


No. 1T-19400-52M

T50 striker pin with rubber bumper, metric threads.



No. 1T-19400-52M

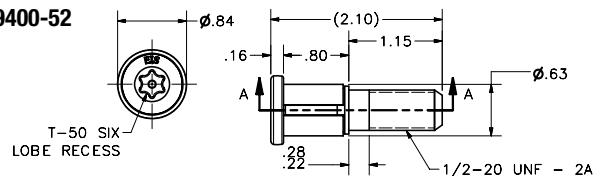


No. T-19400-52

T50 striker pin with rubber bumper.




No. T-19400-52

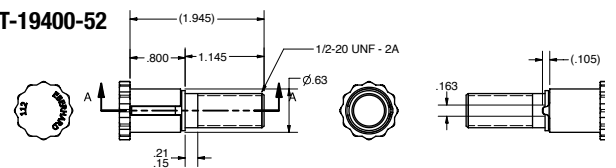


No. 12PT-19400-52

12 pt. striker pin with rubber bumper.



No. 12PT-19400-52

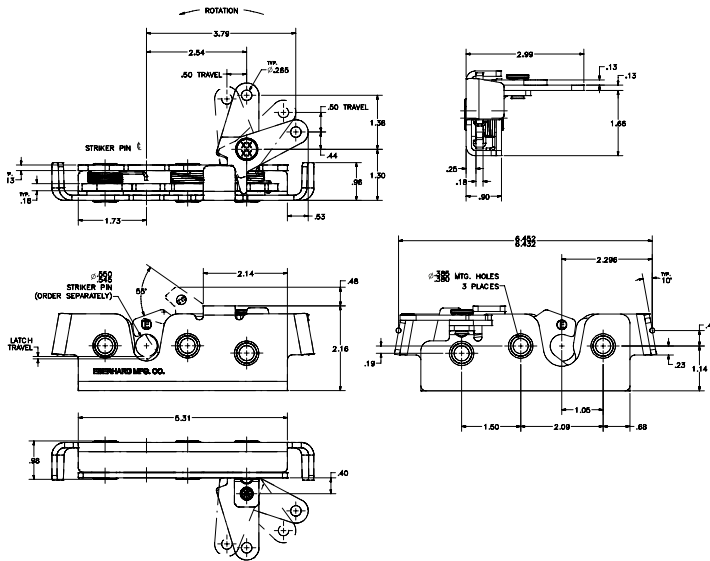


passenger restraint latches

Safety Notice: The products shown in Section 1 of our catalog are the **only** products designed by Eberhard to meet Federal Motor Safety Standard #206 (FMVSS 206) for passenger restraint systems.

No other products shown in any other section of our catalog are recommended for passenger applications.

No. 9D-16906-R



No. 9D-16906-R&L

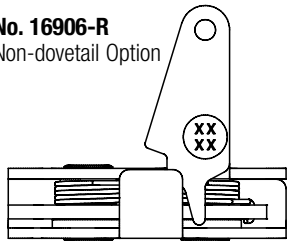
This extra large dual stage rotary latch meets all FMVSS 206 requirements when used in the proper application and with the proper complimentary components. It is available with different lever arm configurations for your unique application, threaded or non-threaded mounting holes, or with or without the dovetail feature. (Photo shows dovetail feature) This rotary latch has a high load rating which is ideal for heavy duty applications that require the benefits of a rotary latch, but needs to have a stronger load rating than standard rotaries offer. Part is available in a right or left hand version and comes with an electroplated zinc finish.



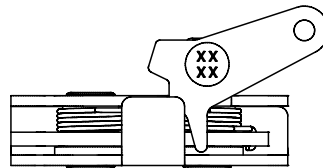
Load Ratings

Transverse Direction, Primary Stage 4,000 lbs.
 Transverse Direction, Secondary Stage 3,000 lbs.
 Longitudinal Direction Primary Stage 5,000 lbs.
 Longitudinal Direction Secondary Stage 2,500 lbs.

No. 16906-R Non-dovetail Option



No. 3-16906-R Non-dovetail Option



No. 16906-R&L

Rotary latch with single lever arm design. Same as 16906-R/L with threaded mounting holes.

No. T-16906-R&L

Rotary latch with threaded mounting holes.

No. 3-16906-R&L

Rotary with single lever arm design that is parallel with rotary.

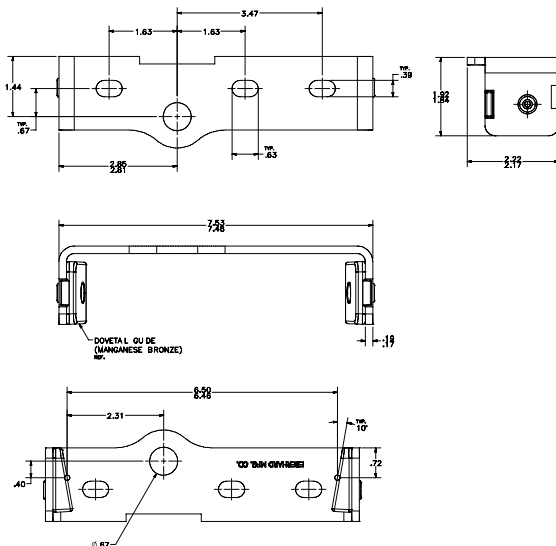
No. 9-16906-R&L

Same as 9D-16906-R/L less dovetail feature.

No. PU9T-16900-R&L

Rotary latch with micro switch.

No. 2D-16919



No. 2D-16919-R&L


Dovetail bracket assembly to be used with **No. 2T-16906-52M** with an electroplated zinc finish. (Order parts separately)

No. 1D-16919-R&L

Dovetail striker assembly with welded striker.

No. 5-16906-52R&L

Hex head striker.



passenger restraint latches

Safety Notice: The products shown in Section 1 of our catalog are the **only** products designed by Eberhard to meet Federal Motor Safety Standard #206 (FMVSS 206) for passenger restraint systems.

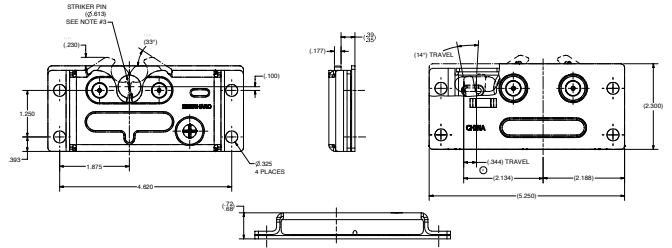
No other products shown in any other section of our catalog are recommended for passenger applications.

No. 19400-R&L

Dual latch rotary with .33" mounting holes, zinc-plated, with bearing grease.



No. 19400-R&L

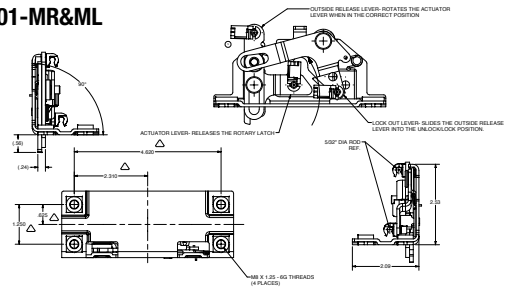



No. 19410-R&L

Dual latch rotary with .27" mounting holes, zinc-plated, with bearing grease.


No. 19401-MR&ML

Lever arm assembly, zinc-plated, with bearing grease and carb clip.

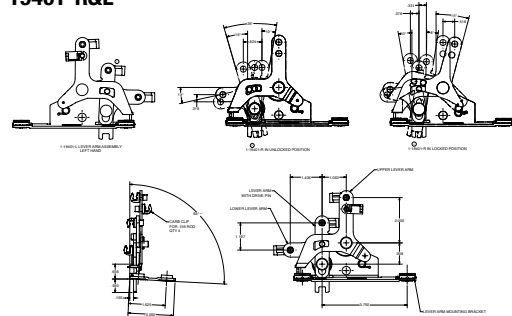


No. 1-19401-R&L

Lever arm assembly with 2" extended arm with carb clips, zinc-plated, with bearing grease.




No. 1-19401-R&L

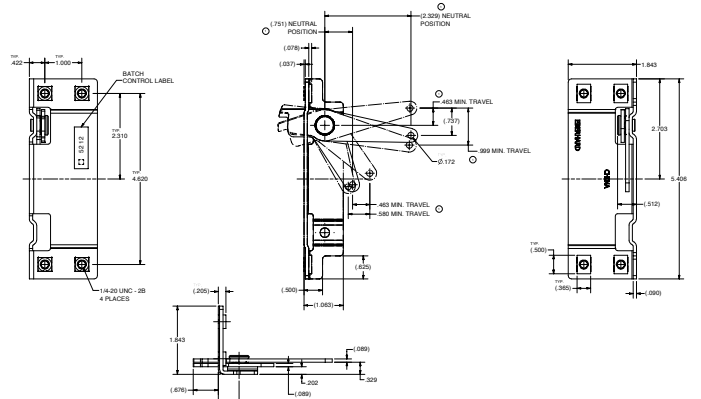


No. 19411-R&L

Lever arm assembly with 2.3" extended arm, zinc-plated, with bearing grease.



No. 19411-R&L

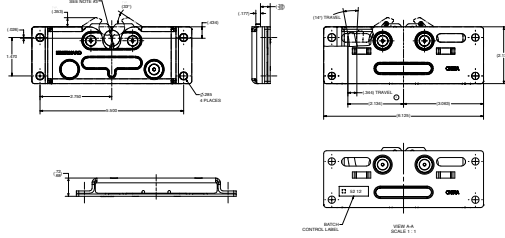


passenger restraint latches

Safety Notice: The products shown in Section 1 of our catalog are the **only** products designed by Eberhard to meet Federal Motor Safety Standard #206 (FMVSS 206) for passenger restraint systems.


No other products shown in any other section of our catalog are recommended for passenger applications.

No. 19420-R

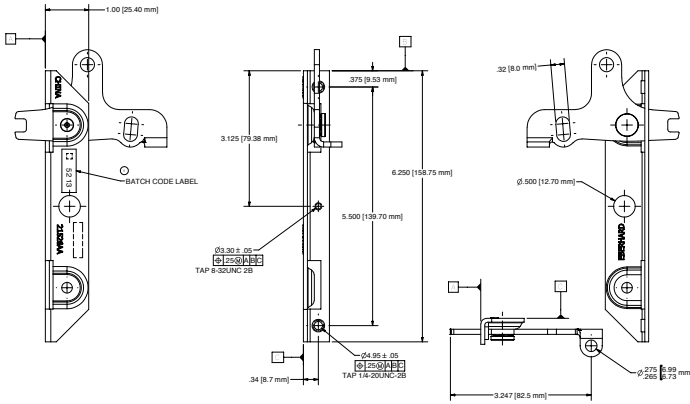


No. 19420-R

Large dual latch rotary with .29" mounting holes, zinc-plated, with bearing grease.



No. 19421-R



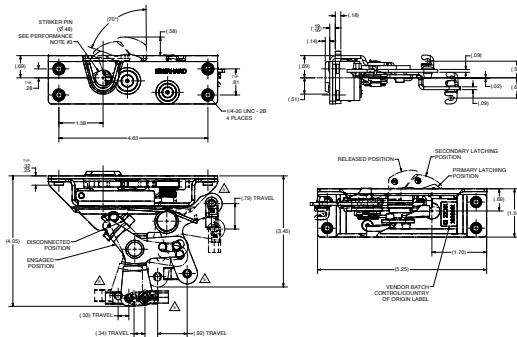
No. 19421-R&L

Single lever arm assembly with 1/4-20 tapped mounting holes, zinc-plated.

No. 19421-MR&ML

Single lever arm assembly with M6 tapped mounting holes, zinc-plated.

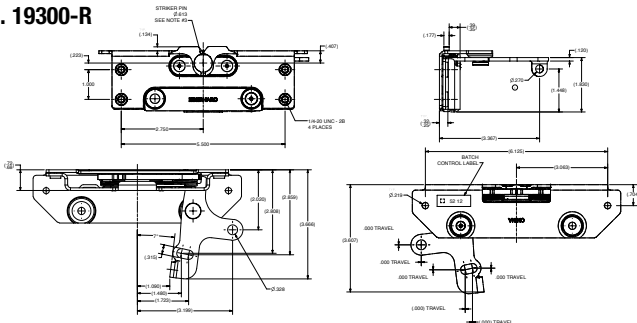
No. 19200-R



No. 19200-R&L

Large rotary latch with multiple release lever arms, four 1/4-20 mounting holes, uses .48" diameter striker pins.

No. 19300-R



No. 19300-R&L

Large dual latch rotary with attached lever arm, mounting holes, zinc-plated, with bearing grease.


passenger restraint latches

Safety Notice: The products shown in Section 1 of our catalog are the **only** products designed by Eberhard to meet Federal Motor Safety Standard #206 (FMVSS 206) for passenger restraint systems.

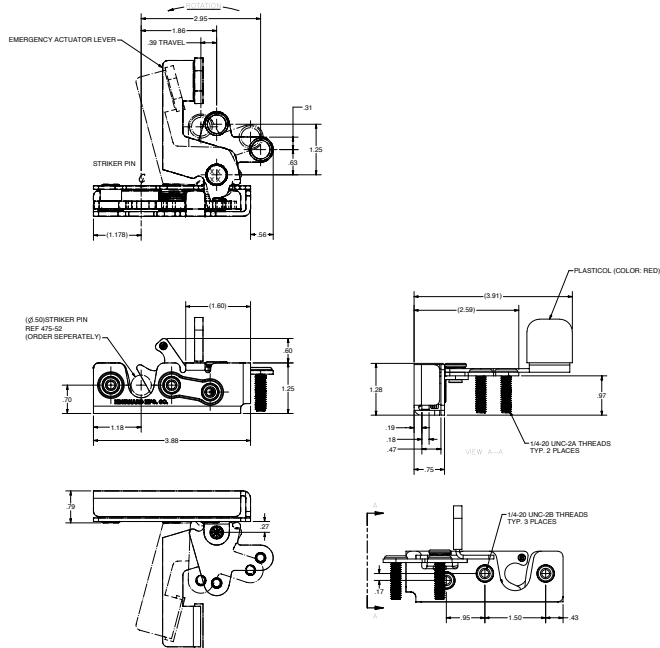
No other products shown in any other section of our catalog are recommended for passenger applications.

No. T-476-R&L

Dual stage low profile rotary latch which meets FMVSS 206 strength requirements when used with a proper .50 dia. striker pin and other requirements are met. Additional features include emergency release lever with plastisol coating, zinc plated housing, release lever with two weld studs (photo shown less weld studs).



No. T-476-R



Safety Notice:

The products shown in Section 1 of our catalog are the only products designed by Eberhard to meet Federal Motor Safety Standard #206 (FMVSS 206) for passenger restraint systems.

No other products shown in any other section of our catalog are recommended for passenger applications.

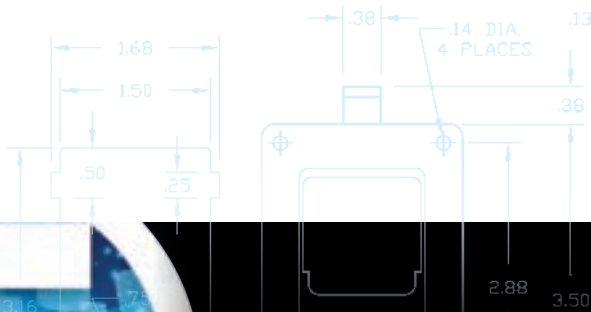
eclipse[®] SERIES

section

2

section

eclipse[®] series 2

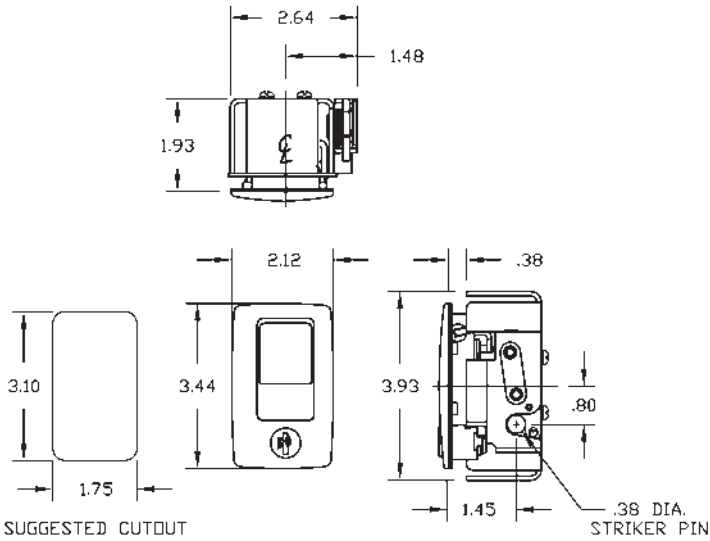


VISION & STYLE

WE'RE CHANGING THE FUTURE

No. ECL-750-KP9

Patent pending



No. ECL-750-KP9 Eclipse[®] Paddle Rotary Latch

Paddle and housing made of a high strength thermoplastic. The rotary latch is integral to the mounting bracket for strength and ease of operation. The latch features O-rings in the paddle and cylinder design for added water resistance. Designed for panel thickness from 3/16" to 3/8".



No. ECL-750-KP9 Key-Locking

No. ECL-750-P9 Non-Key-Locking


Ideal for small compartment applications where a secure latch mechanism is required.

No. ECL-230-P8

Nonlocking.
Weight: .34 lbs.

No. ECL-230-KP8

Locking.
Weight: .39 lbs.
Finish: Matte black


Features & Benefits

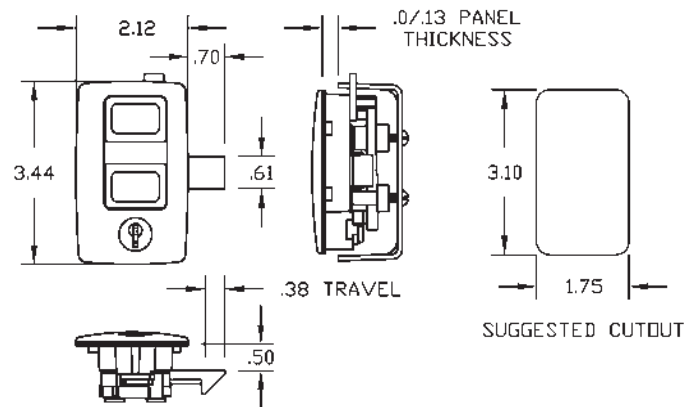
The Eclipse[®] squeeze latch features a distinctive “pinch” method of activation for specialized use in such applications as electronic, food service and medical enclosures. Installation is fast with the use of the mounting bracket and (2) screws, which are provided. No external fasteners. No weld marks to mar finish. Eclipse latches can be assembled on finished panels. An oil-resistant flange gasket is also provided.

Key-locking version supplied with 2 keys.

Materials: Squeeze latch and housing are manufactured from high strength, UV stabilized thermoplastic. Metal stampings are 300 Series stainless. Key cylinder is zinc die cast.

No. ECL-230-KP8

Patented


No. ECL-130-P8

Non-Key-Locking.
Weight: .36 lbs.

No. ECL-130-KP8

Locking.
Weight: .39 lbs.
Finish: Matte black


Features & Benefits

The Eclipse[®] pull ring handle offers a simple, one-finger activation. Installation is fast with the use of the mounting bracket and (2) screws, which are provided. No external fasteners. No weld marks to mar finish. Eclipse latches can be assembled on finished panels. An oil-resistant flange gasket is also provided.

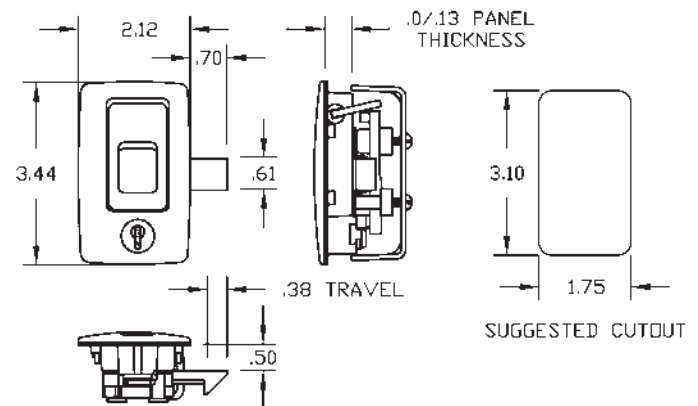
Key-locking version is furnished with two keys.

Materials: Pull ring and housing are manufactured from high strength, UV stabilized thermoplastic. Metal stampings are 300 Series stainless. Key cylinder is zinc die-cast.

No. 2EC-130-KP8 has stainless steel key cylinder with dust shutter.

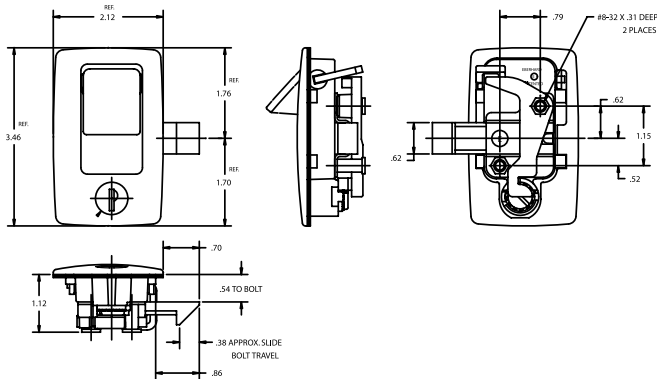
No. ECL-130-KP8

Patented



No. ECL-730-KP8

Patented



No. ECL-730-P8

Non-Key-Locking.
Weight: .38 lbs.

No. ECL-730-KP8

Locking.
Finish: Matte black
Weight: .41 lbs.



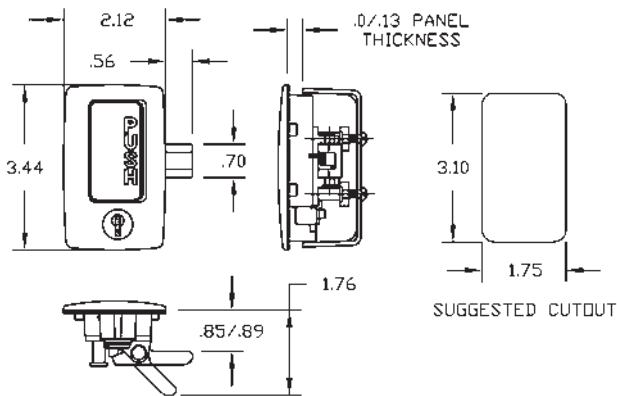
Available with oil-resistant O-rings around crosspin bushings as request quote.

Key-locking versions supplied with 2 keys.

Materials: Paddle handle and housing are manufactured from high strength, UV stabilized thermoplastic. Metal stampings are 300 Series stainless. Key cylinder is zinc die cast.

No. ECL-430-KP8

Patented



No. ECL-430-P8 Nonlocking.

Weight: .32 lbs.

No. ECL-430-KP8 Locking.

Weight: .40 lbs.
Finish: Matte black



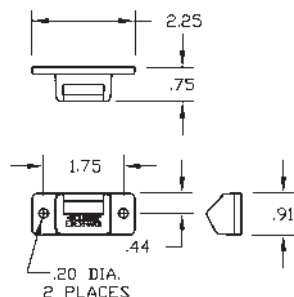
Features & Benefits

The Eclipse[®] push latch requires only a slight depression of the push button to pop open the door. To latch, simply push the door closed. Ideal for electronic enclosures, electrical switching systems, industrial cabinets and vehicular applications. Installation is fast with the use of the mounting bracket and (2) screws, which are provided. No external fasteners. No weld marks to mar finish. Eclipse latches can be assembled on finished panels. An oil-resistant flange gasket is also provided.

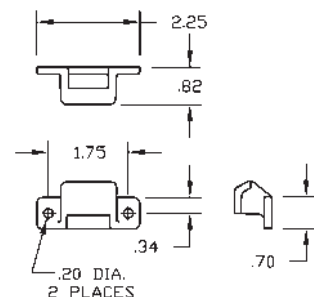
Key-locking version supplied with 2 keys.

Materials: Button and housing are manufactured from high strength UV stabilized thermoplastic. Metal stampings are 300 Series stainless. Key cylinder is zinc die cast.

No. ECL-19 Striker



No. ECL-20 Striker



No. 1EC-740-LP9

Nonlocking.
Weight: .38 lbs.

No. 1EC-740-LKP9

Locking.
Weight: .41 lbs.
Finish: Matte black



This paddle handle is a slam latch incorporating a hook bolt. This variation is ideal for top opening lids such as toolboxes and storage boxes.

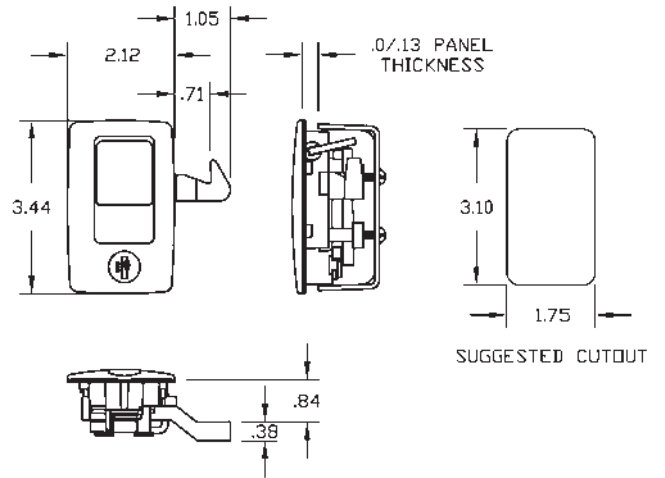
Key-locking version supplied with 2 keys.

Materials: Paddle handle and housing are manufactured from high strength, UV stabilized thermoplastic. Metal stampings are 300 Series stainless. Key cylinder is zinc die cast.

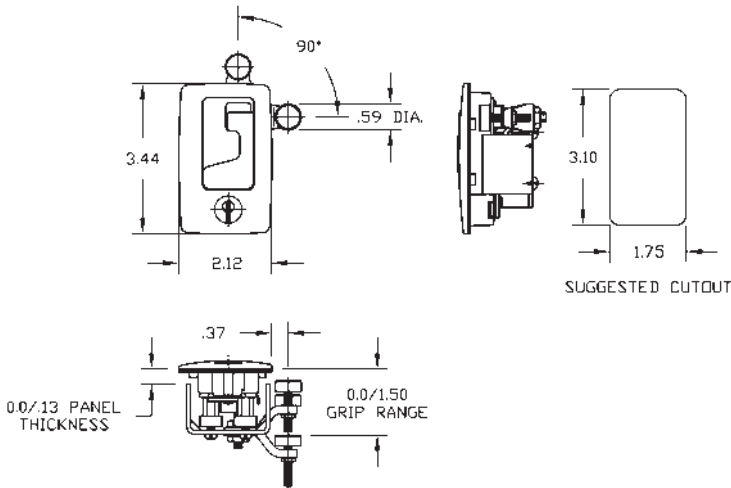
Installation is fast with the use of the blind mount bracket and (2) screws, which are provided. Torque mounting bracket screws to 14 ± 3 in./lbs.

No. 1EC-740-LKP9

Patented



No. ECL-530-KP8



No. ECL-530

Nonlocking with gasket.

No. ECL-530-P8

Nonlocking with gasket, mounting bracket, screws.

No. ECL-530-KP8

Key-locking with gasket.

No. 1ECL-530-KP8

Same as ECL-530-KP8 except includes stainless steel scallop.

No. ECL-530-KP8

Patented

(Key-Locking)

All Eclipse Series latches fit the same size cutout. Low profile appearance.

Weight: .24 lbs.

Finish: Matte black



Features & Benefits

The Eclipse[®] lift & turn latches feature unique take-up capability, up to 1/8" compression. This enables the door gasket to be compressed against the door when temperature, noise or vibration are important considerations. The lift & turn latches also offer an adjustable bolt depth for shallow or deep-fitting doors. Up to 1-1/2" adjustment is available.

Installation is fast with the use of the mounting bracket and (2) screws, which are provided. No external fasteners. No weld marks to mar finish. Eclipse latches can be assembled on finished panels. An oil-resistant flange gasket is also provided.

Materials

The lift & turn housing and handle are made of thermoplastic alloy. A polycarbonate-based polymer blend provides high strength, light weight and excellent heat and chemical resistance. It resists crazing and hardening. All metal stamping is made of 300 Series stainless steel. Key cylinder is zinc die cast.

- Key-locking version is furnished with 2 keys.
- Oil-resistant O-ring can be provided around barrel hub attached to handle to meet NEMA specifications. Available as request quote.

Finish: Matte black (MB)

No. ECL-830-KP8

 (Key-Locking)
 Weight: .33 lbs.

No. ECL-830-P8

(Nonlocking)

Finish: Matte black


Features & Benefits

The Eclipse[®] lift & turn latches incorporate a rubber grommet which swells into a doughnut shape when the handle is folded into the recessed housing. In the compressed state, the grommet is larger than the hole in the strike. So, it effectively "locks" the panel until the handle is lifted, relaxing the grommet and allowing it to pass through the strike hole. This latch is very useful when temperature, noise or vibration are important considerations. Installation is fast with the use of the mounting bracket and (2) screws, which are provided. No external fasteners. No weld marks to mar finish. Eclipse latches can be assembled on finished panels. An oil-resistant flange gasket is also provided.

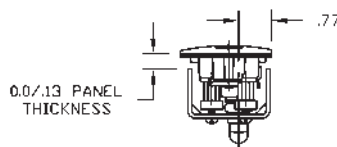
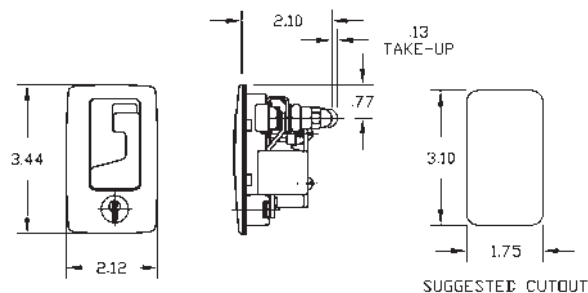
Materials

The lift & turn housing and handle are made of thermoplastic alloy. A polycarbonate-based polymer blend provides high strength, light weight and excellent heat and chemical resistance. It resists crazing and hardening. All metal stamping is made of 300 Series stainless steel. Key cylinder is zinc die cast.

- Key-locking version is furnished with 2 keys.

No. ECL-830-KP8

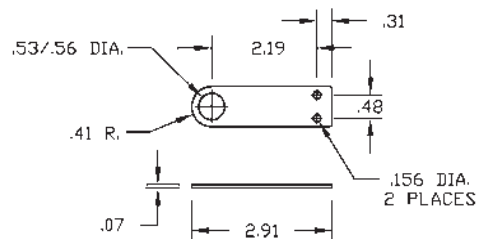
Patented



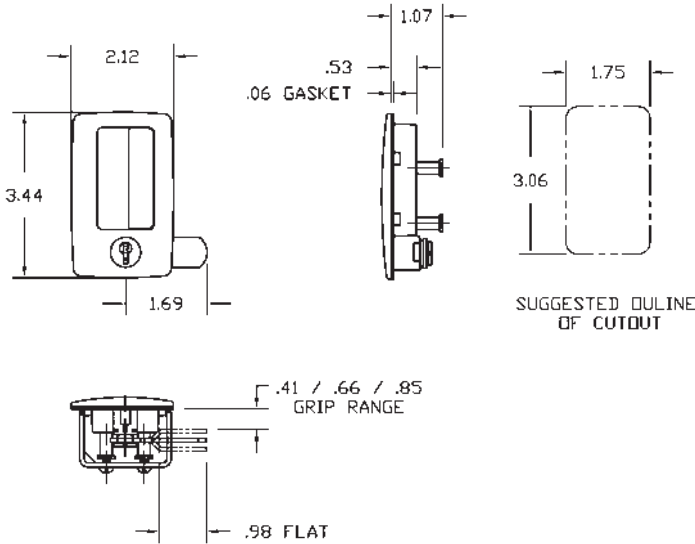
All Eclipse series latches fit the same size cutout. Low-profile appearance. All products supplied with mounting bracket, screws and flange gasket.

No. ECL-830-SS19

Striker



No. ECL-630



No. ECL-630-P8
(Non-Key-Locking)
Weight: .35 lbs.

No. ECL-630-KP8
(Key-Locking)
Weight: .40 lbs.
Finish: Matte black



Features & Benefits

The Eclipse[®] recess handle latch features a stylish handle grab in the non-key-locking version, and an additional key cylinder in the locking version. The recess latch handle, plus a low installation profile make this an especially good latch for panels, enclosures and control boxes where space is limited. The locking models offer a grip range of .406" to .851". Installation is fast with the use of the mounting bracket and (2) screws, which are provided. No weld marks to mar finish. Eclipse latches can be assembled on finished panels. An oil-resistant flange gasket is also provided.

Materials

The recess handle grab and housing are made of thermoplastic alloy. A polycarbonate-based polymer blend provides high strength, light weight and excellent heat and chemical resistance. It resists crazing and hardening. All metal stampings are made of 300 Series stainless steel. Key cylinder is zinc die cast.

- Key-locking version is supplied with two keys.

No. ECL-630-KP8 key-locking version is supplied with both flush and offset cams in package.

Grip Range	
A	.406
B	.666
C	.851

All products supplied with mounting bracket, screws and flange gasket.

t-handles

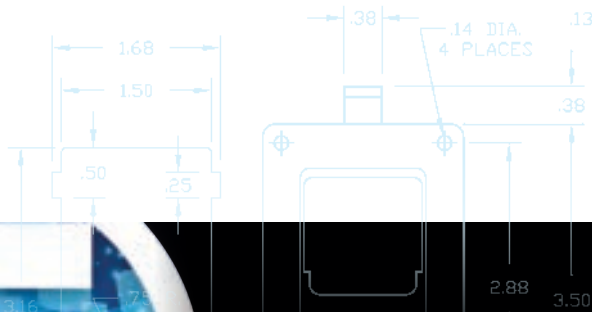
section

3

section

3

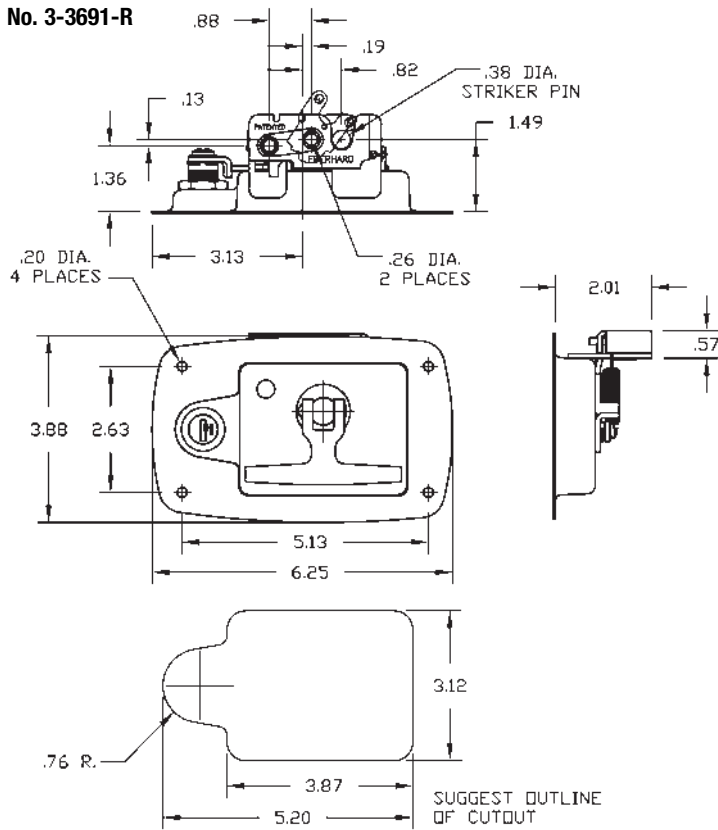
t-handles



VISION & STYLE

WE'RE CHANGING THE FUTURE

No. 3-3691-R



No. 3-3691-R

Patented

Stylized T-handle rotary latch features the patented Eberhard Mini Rotary Latch. The key-locking version has the cylinder recessed in the pan for added protection from the environment. The latch is slammable in the locked position. A slight twist of the T is all that is required to release the latch.



No. 3-3690-SSR Non-Key-Locking – Stainless steel with mounting holes

No. 3-3691-SSR Key-Locking – Stainless steel with mounting holes

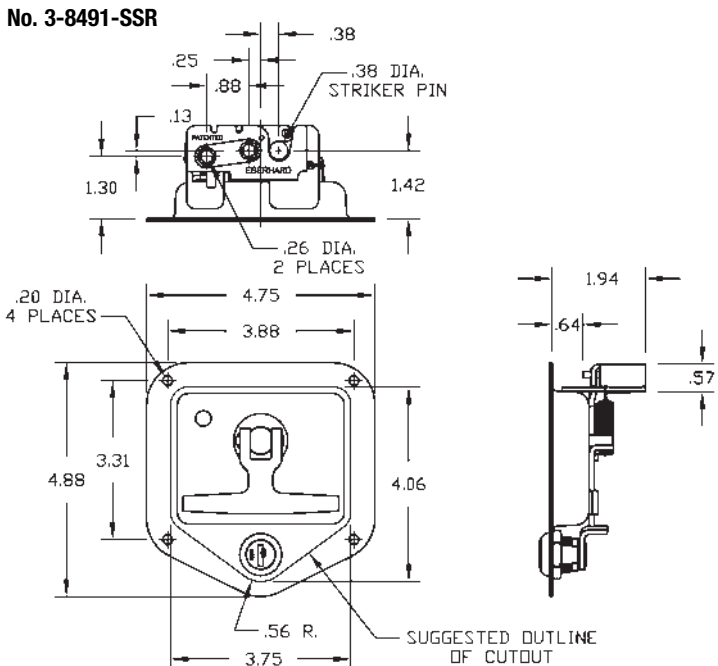
For blind mount, order with a prefix of 4 instead of 3.

Optional Gaskets Available:

No. 3601-25 EDPM 60175 Durometer

No. 1-3601-25 Closed Cell Sponge Gasket


No. 3-8491-SSR



No. 3-8491-SSR

Patented

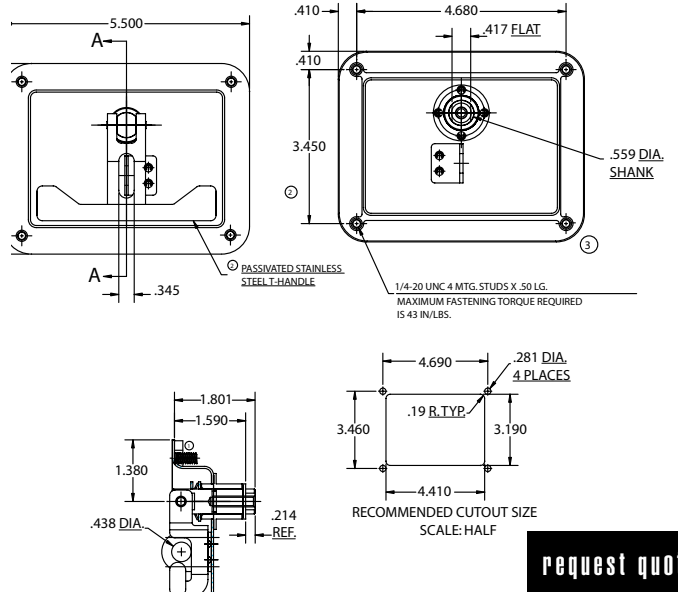
The T-handle rotary latch combines the look of the T-handle with the strength of the rotary. A slight twist of the "T" releases the latch mechanism. Patented two-stage rotary design provides secure latching in the horizontal and vertical positions. Designed for compartment doors, toolboxes, enclosures and other access panels. Not to be used on personnel doors.



® Handle/Housing Assembly Reg. Trademark

No. P-5630-SSC

Non-locking folding T-handle with four 1/4-20 mounting studs .43 dia. hasp hole for padlock, gasket, large slightly "anchor style" handle for easy gripping, and a 1/4-20 threaded hole in shank. Available with stainless steel pan and T-handle or chrome-plated T-handle.



request quote

No. 4872

Dead-Bolt Latch.

Three-point latch with fixed cam. Concealed stainless steel spring holds handle in folded position. Off-center shank permits mounting latch close to edge of door. Suitable for use on either steel or wood doors.

Finish: Zinc-plated. Weight: .75 lbs.

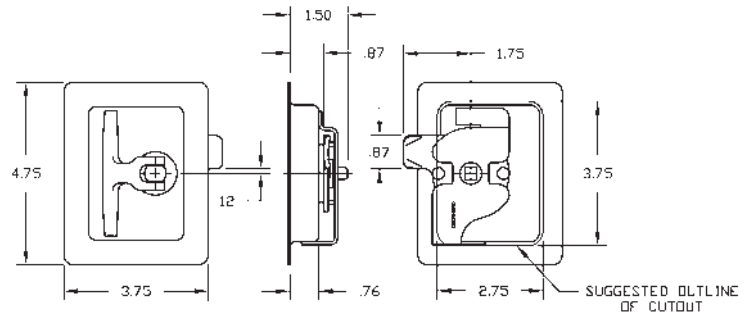


No. 4-4872-SS

Same as 4872 except bright polished stainless steel with four 11/64" dia. mounting holes on 3-3/16" x 3" centers.

Weight: .75 lbs. Other versions available. Consult factory.

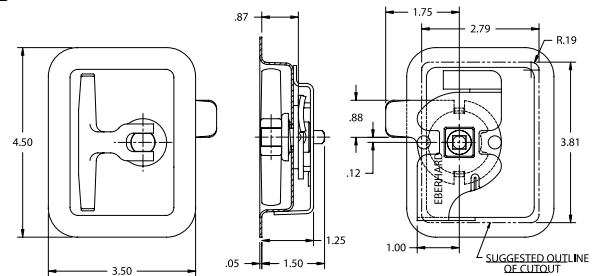
No. 4872



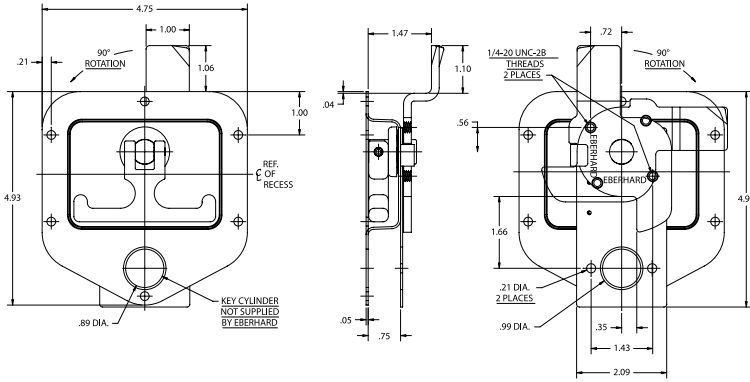
No. 4872Z

Same as the 4872 folding T-handle except receptacle is .25" smaller and corners are rounded.

No. 4872Z




No. 3-4803-S50L

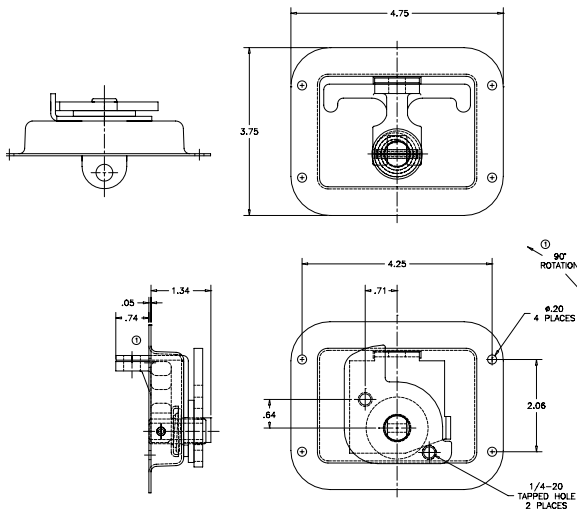


No. 3-4803-S50L

Key-locking, single point, stainless steel folding T-handle with six .20 diameter mounting holes. T-handle comes with bright polished finish on outside of handle and grit blasted finish on interior of receptacle, angled cam for ease of closing, oversized key cylinder cut out for automotive style lock (not supplied by Eberhard), and "anchor style" T-handle. Consult factory for other options available.



No. P-4802Z-R&L



No. P-4802Z-R&L

Two point folding T-handle with padlockable feature for security. Handle comes with "anchor style" style handle and four .20" mounting holes.

Finish: Zinc-plated



No. P-4804Z-R&L

Same as No. P-4802Z-R&L except has 3rd point cam.

Finish: Zinc-plated

No. 3P-4804Z-R&L

Three point T-handle with two .24" diameter studs on cam and offset cam for 1.38" grip range.

request quote

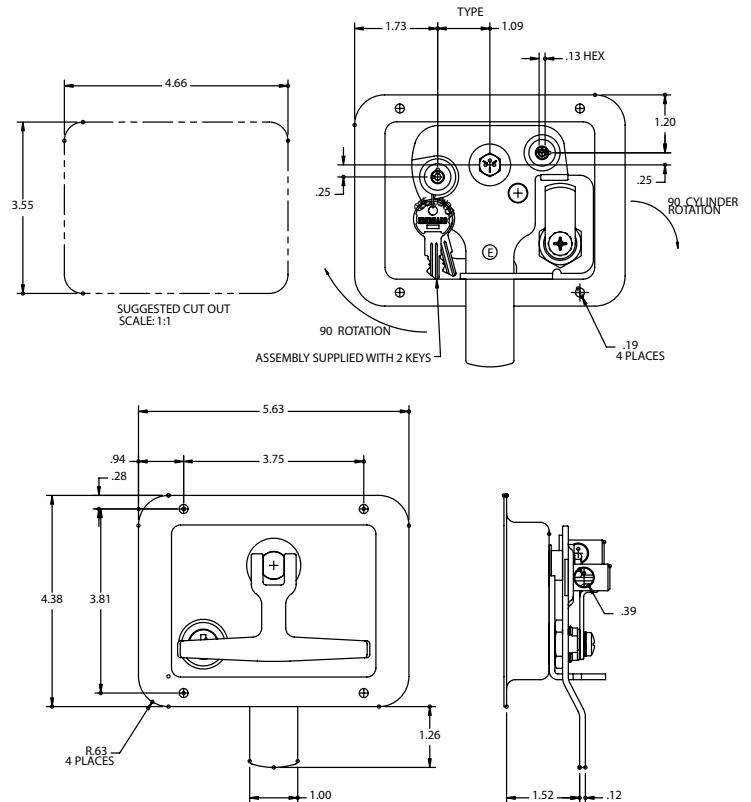
No. 6630

This key-locking, folding T-handle comes with 4 mounting holes, 2-rod adapters, and two keys. The T-handle can be used as a single point or multipoint latch depending on your application. The key cylinder is located in the receptacle to reduce the overall size of the T-handle and also help it fit in standard cutouts. The handle itself has a large design for easy access and operation. It is available with a black powder coat or stainless steel receptacle and with a bright chrome handle, stainless steel handle or black powder coated handle.

Other options available. Consult factory.



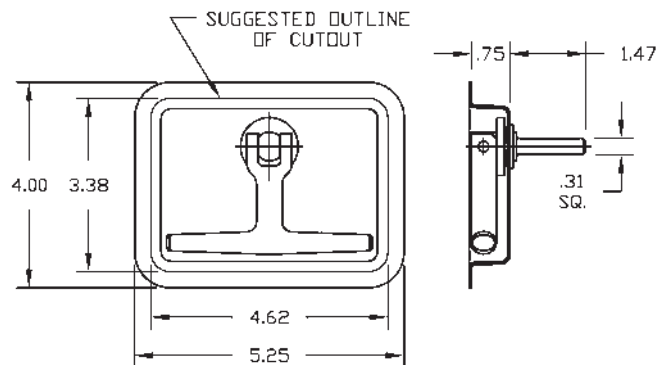
No. 6630



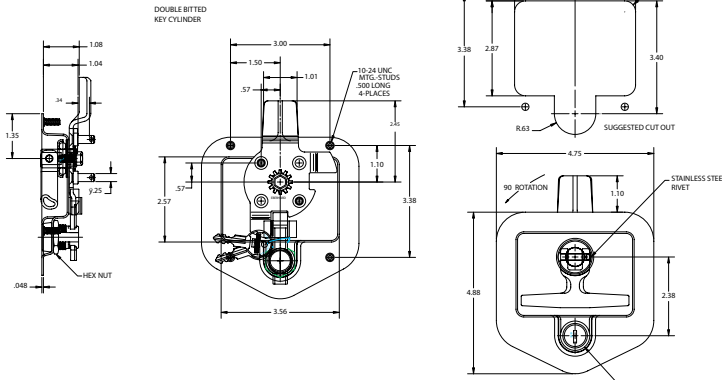
No. 5630-B

Nonlocking folding T-handle with malleable iron T-handle. Similar to No. 5630-A and No. 6630.

request quote



No. 8-48750-SSL



No. 8-48750-SSL

3-point, folding T-handle assembly.

Patented



No. 9-48750-SSR&L

Designed with 1.62" offset.

No. 20-48750-SSR&L

Same as **No. 19-48750-SSR&L** except with water-resistant feature and single-bitted keys.

No. 13-48750-SSR&L

Single point with mounting holes.

No. 15-48750-SSR&L

Single point with mounting holes and key cylinder cover.

No. 36-48750-SSR&L

Three point with roller cam for easier closing and mounting studs.

No. 37-48750-SSR&L

Three point with 2.15" tall roller cam and mounting studs.

No. 38-48750-SSR&L

Single point with 1.43" tall roller and mounting studs.

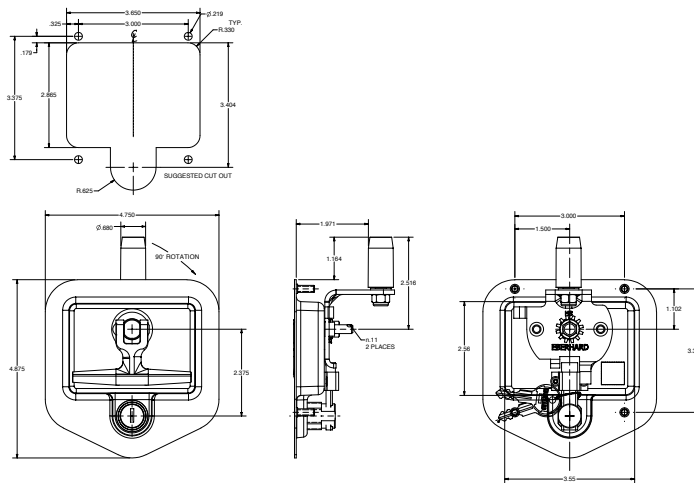
No. 38-48751-SSR&L

Single point with 1.43" tall roller and mounting studs. Nonlocking.

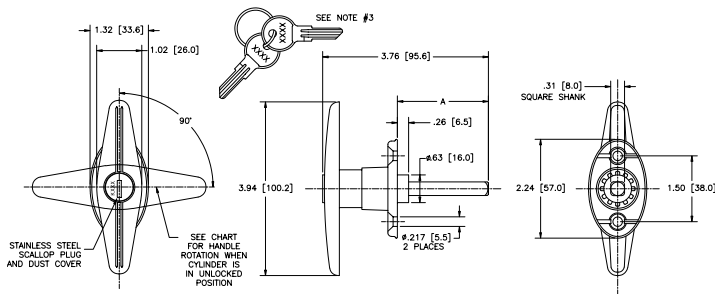
No. 48750-25B

EPDM gasket. .062" thick.

No. 36-48750-SSR&L



No. 1-88T-2C121-183



No. 1-88T Series

Locking T-handle.

- Weight: .52 lbs.
- 90° or 360° clockwise rotation
- Face mounting escutcheon with 1.50" mounting hole centers
- Keyed with K Series



PART NUMBER	A	ROTATION
1-88T-2CXXX-183	1.83 [46.5]	90°
1-88T-2FXXX-183	1.83 [46.5]	360°
1-88T-2CXXX-207	2.07 [52.5]	90°
1-88T-2FXXX-207	2.07 [52.5]	360°
1-88T-2CXXX-321	3.21 [81.5]	90°
1-88T-2FXXX-321	3.21 [81.5]	360°

SHANK LENGTH: (183=1.83")
 KEY NUMBER (REPLACE "XXX" W/"121"=KEY #K121)
 ROTATION: F=FULL C=CLOCKWISE

No. 8000-R&L

Single-point lock with adjustable latch for varied door thicknesses; concealed stainless steel spring holds handle in folded position. The off-center shank permits mounting the lock close to the edge of the door. Welded support bracket adds rigidity to the shank and prevents the cam from unwanted flexing. Suitable for use on fiberglass, steel or wood doors. Installed by screws, rivets or welding.



Left-Hand Opposite

Finish: Zinc-plated, bright polished stainless steel
Weight: 1.06 lbs.

Other versions available. Consult factory.

No. 2-8000-R&L

Same as 8000 R&L except has four 11/64" dia. mounting holes on 3-3/16" x 3" centers.

No. 2-8000-SSR&L

Same as above. Receptacle is supplied in 300 Series stainless steel.

No. 10-8000-7

Gasket available for flange 1/16" thick neoprene material.

No. 11-8000-R&L

Bent Cam

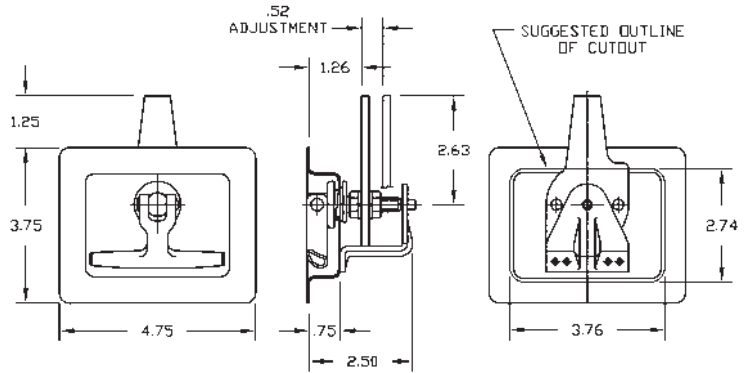
No. 17-8000-R&L

Same as 12-8000-R&L except has four 11/64" dia. mounting holes.

No. 2-8000-XR&L

Same as 2-8000-R&L except has four .21" dia. mounting holes.

No. 8000-L



No. 12-8000-R&L

Same as 8000 R&L but with beveled cam for ease of latching.

No. 14-8000-R&L

Same as 8000 R&L except O-ring installed in handle to prevent water leakage.

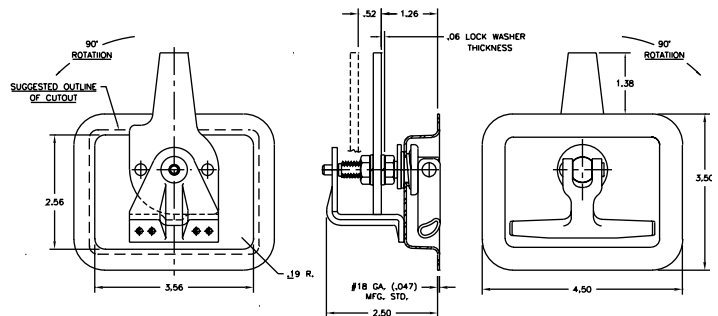
No. 8000Z-R&L

Same as the 8000-R&L folding T-handle except receptacle is .25" smaller and corners are rounded.

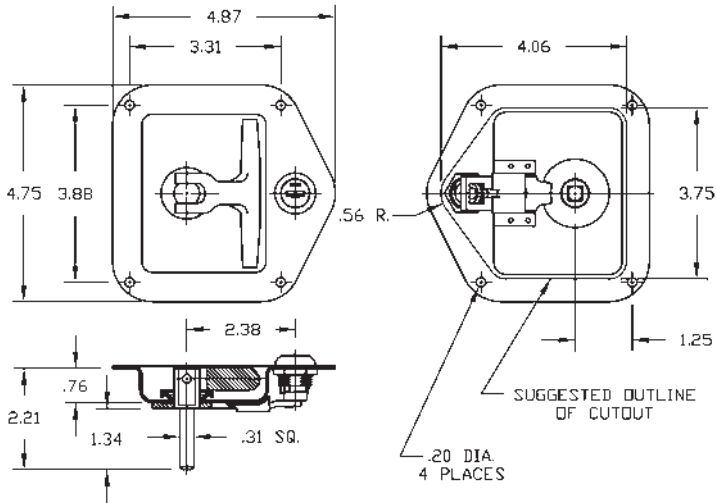
No. 2-8000Z-R&L (Photo Shown)



No. 8000Z-R



No. 2-4874



No. 4874

Key-Locking Folding T-handle in Recessed Pan
 Finish: Zinc-plated
 Weight: .81 lbs.

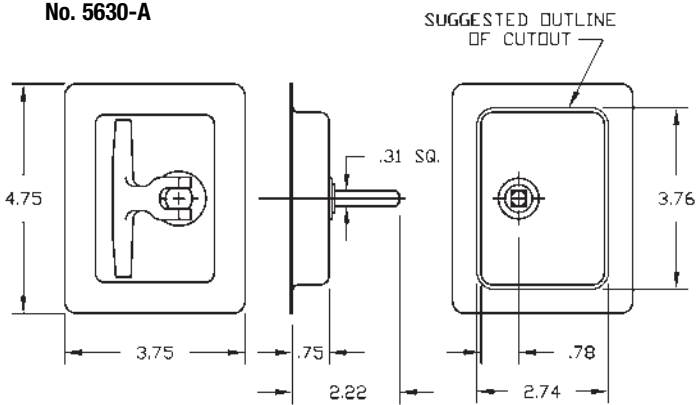
No. 2-4874-SS

Same as No. 4874 except finish is stainless steel and (4) .20 dia. mounting holes.



Concealed stainless steel spring holds handle in folded position. Off-center shank permits mounting handle close to the edge of a door. For use in combination with any latching mechanism having a 5/16" square hole to accept the handle shank. Equipped with a key-operated cylinder. Two keys furnished.

No. 5630-A



No. 5630-A

Nonlocking folding T-handle.

Finish: Zinc-plated
 Weight: .63 lbs.

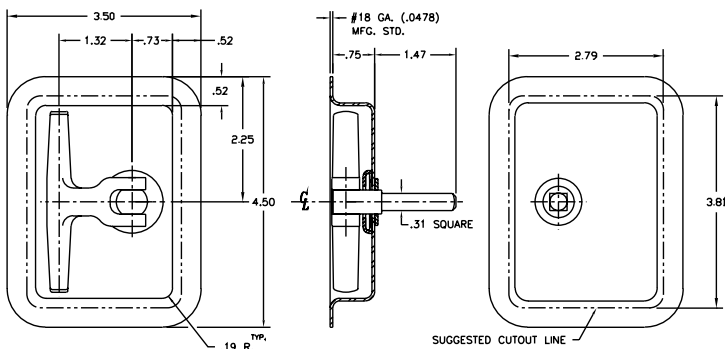
No. 11-5630-A

Same as 5630-A except with four 11/64" dia. mounting holes on 3-3/16" x 3" centers. Available as request quote.

Finish: Chrome
 Weight: .63 lbs.



No. 5630-ZA



No. 18-5630-SSA

Stainless steel receptacle with four mounting studs and .63" shank.

No. 11-5630-SSA

Same as 11-5630-A except pan is stainless steel and has same radius as No. 5630-ZA.

No. 8004-R&L

Single-point, key-locking, folding T-handle.

No. 2-8004-R&L

Same as 8004 except with four 13/64" dia. mounting holes on 3-5/16" x 3-7/8" centers.

No. 2-8004-SSR&L

Same as above except receptacle is supplied in 300 Series stainless steel.

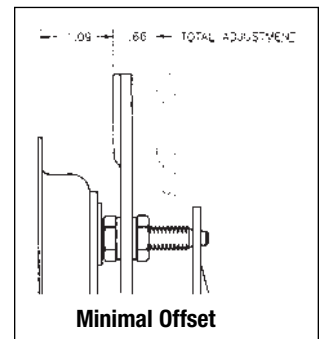
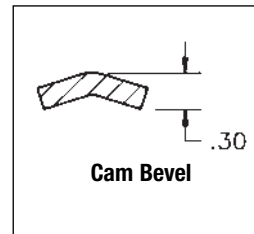
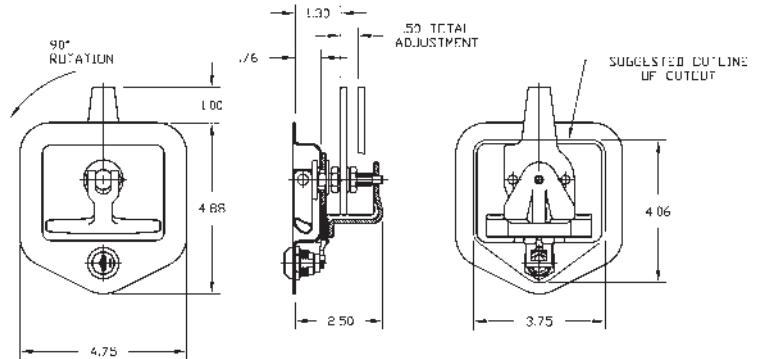
Finish: Zinc-plated, bright polished stainless steel
Weight: 1.31 lbs.

No. 16553

Gasket. Black EPDM material 3/16" thick.



No. 8004-R



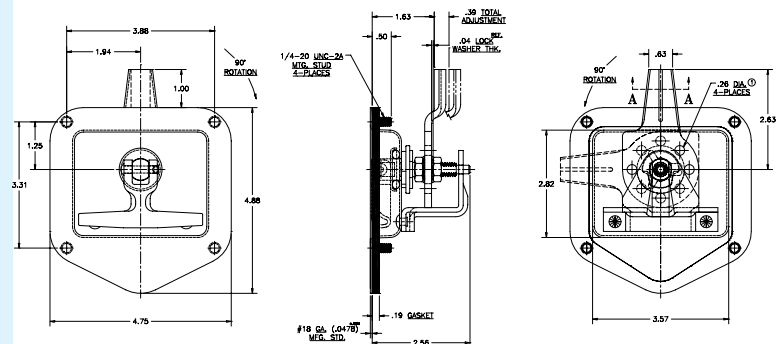
No. 25-8300-SSR&L

Single-point, nonlocking T-handle with four mounting studs (1/2-20), gasket installed, adjustable offset cam, and four .26 dia. holes in cam for multipoint applications. Receptacle is polished stainless steel with chrome plated T-handle.

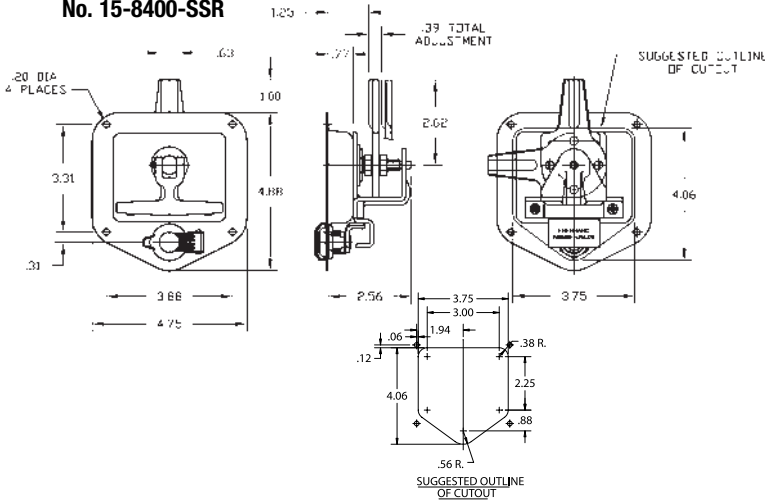
No. 43-8300-R&L

Carbon steel, zinc-plated T-handle with four .20" diameter mounting holes, adjustable beveled cam, water-resistant feature.

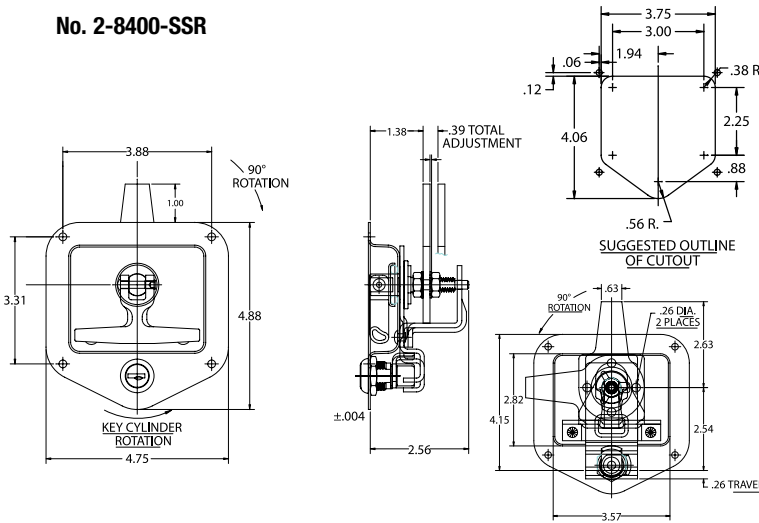
No. 25-8300-SSR



No. 15-8400-SSR



No. 2-8400-SSR



No. 2-8400-SSR

Patented

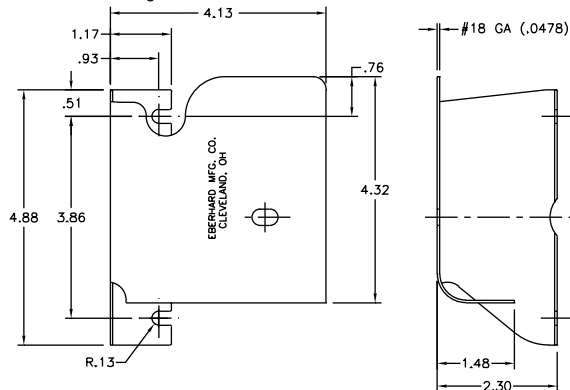


Product features:


- Z-bracket is riveted to the T-handle receptacle. Elimination of the welds means improved strength and security.
- 8400 Series eliminates burn marks in the receptacle, due to welding.
- Water resistant O-ring design limits water penetration into the compartment area (standard on all 8400 Series T-handles).
- Available in industry standard key series or double-bitted automotive style keys.
- Available in a carbon or polished stainless steel. (Riveted on stainless only.)
- Other options available are blind mount studs, spring loaded cylinder cap, offset or v-grooved cams.

No. 8400-12R

Inside latch cover for folding T-handle.



No. 8400-12R

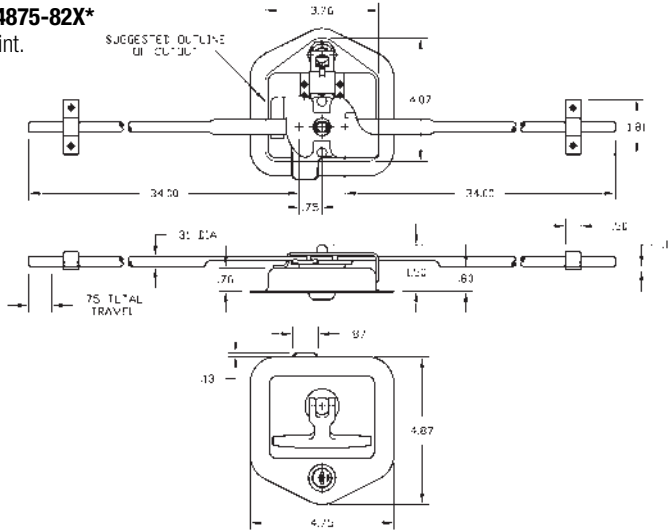


8004/8400 Series Optional Model Chart

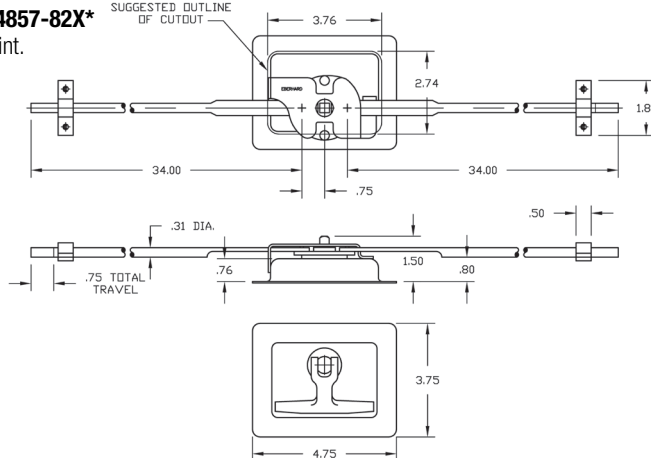
Part No.	Mounting Holes	Blind Mount	X-Clip	Flat Cam	Flat Cam Offset	V-Grooved Cam	V-Grooved Offset Cam	Holes In Cam	12 Hole Cam V-Groove	Self Adjusting	Standard Cylinder	Dust Cover	Riveted Pan	Zinc Carbon Steel Pan	Stainless Steel Bright Polished	Gasket Included
8004-R/L	No	No	No	Yes	No	No	No	2-Hole	No	No	Yes	No	No	25		No
8400-R/L	No	No	No	Yes	No	No	No	2-Hole	No	No	Yes	No	No	25		No
2-8004-R/L	Yes	No	No	Yes	No	No	No	2-Hole	No	No	Yes	No	No	25		No
2-8004-SSR/L	Yes	No	No	Yes	No	No	No	2-Hole	No	No	Yes	No	No		51	No
2-8004-SSXR/L	Yes	No	No	No	No	Yes	No	2-Hole	No	No	Yes	No	No		51	No
2-8004-XR/L	Yes	No	No	No	No	Yes	No	2-Hole	No	No	Yes	No	No	25		No
2-8400-R/L	Yes	No	No	Yes	No	No	No	2-Hole	No	No	Yes	No	No	25		No
2-8400-SSR/L	Yes	No	No	Yes	No	No	No	2-Hole	No	No	Yes	No	Yes		10	No
4-8004-R/L	Yes	No	Yes	Yes	No	No	No	2-Hole	No	Yes	Yes	No	No	25		No
4-8004-SSR/L	Yes	No	No	Yes	No	No	No	2-Hole	No	Yes	Yes	No	No		51	No
4-8400-R/L	Yes	No	No	Yes	No	No	No	2-Hole	No	Yes	Yes	No	No	25		No
4-8400-SSR/L	Yes	No	No	Yes	No	No	No	2-Hole	No	Yes	Yes	No	Yes		10	No
5-8004-R/L	No	No	Yes	Yes	No	No	No	2-Hole	No	Yes	Yes	No	No	25		No
5-8400-R/L	No	No	No	Yes	No	No	No	2-Hole	No	Yes	Yes	No	No	25		No
9-8004-R/L	No	No	No	No	No	Yes	No	2-Hole	No	No	Yes	No	No	25		No
9-8400-R/L	No	No	No	No	No	Yes	No	2-Hole	No	No	Yes	No	No	25		No
11-8004-R/L	Spec.	No	No	No	Yes	No	No	2-Hole	No	No	Yes	No	No	25		No
11-8400-R/L	Spec.	No	No	No	Yes	No	No	2-Hole	No	No	Yes	No	No	25		No
13-8004-SSR/L	Yes	No	No	No	No	Yes	No	2-Hole	No	No	Yes	No	No		51	No
13-8004-XR/L	Yes	No	No	No	No	Yes	No	2-Hole	No	No	Yes	No	No	25		No
13-8400-R/L	Yes	No	No	No	No	Yes	No	2-Hole	No	No	Yes	No	No	25		No
13-8400-SSR/L	Yes	No	No	No	No	Yes	No	2-Hole	No	No	Yes	No	Yes		10	No
15-8004-SSR/L	Yes	No	No	No	No	Yes	No	2-Hole	No	No	Yes	Yes	No		51	No
15-8400-SSR/L	Yes	No	No	No	No	Yes	No	2-Hole	No	No	Yes	Yes	Yes		10	No
16-8004-SSR/L	Yes	No	No	No	No	No	Yes	2-Hole	No	No	Yes	No	No		51	No
16-8400-R/L	Yes	No	No	No	No	No	Yes	2-Hole	No	No	Yes	No	No	25		No
16-8400-SSR/L	Yes	No	No	No	No	No	Yes	2-Hole	No	No	Yes	No	Yes		10	No
18-8004-SSR/L	Yes	No	No	No	Yes	No	No	2-Hole	No	Yes	Yes	No	No		51	No
18-8400-SSR/L	Yes	No	No	No	Yes	No	No	2-Hole	No	Yes	Yes	No	Yes		10	No
19-8004-R/L	Yes	No	No	No	Yes	No	No	2-Hole	No	No	Yes	No	No	25		No
19-8400-R/L	Yes	No	No	No	Yes	No	No	2-Hole	No	No	Yes	No	No	25		No
20X-8004-SSR/L	No	Yes	No	No	No	No	No	12-Hole	Yes	No	Yes	No	No		51	No
20X-8400-SSR/L	No	Yes	No	No	No	No	No	12-Hole	Yes	No	Yes	No	Yes		10	No
21X-8004-SSR/L	No	Yes	No	No	No	No	No	12-Hole	Yes	No	Yes	Yes	No		51	No
21X-8400-SSR/L	No	Yes	No	No	No	No	No	12-Hole	Yes	No	Yes	Yes	Yes		10	No
23-8004-R/L	No	Yes	No	Yes	No	No	No	2-Hole	No	No	Yes	No	No	25		No
23-8400-R/L	No	Yes	No	Yes	No	No	No	2-Hole	No	No	Yes	No	No	25		No
24-8400-SSR/L	Yes	No	No	No	Yes/Out	No	No	2-Hole	No	No	Yes	No	Yes		10	No
25-8400-SSR/L	No	Yes	No	No	No	Yes	Yes	2-Hole	No	Yes	Yes	Yes	Yes		10	Yes
26-8400-SSR/L	Yes	No	No	No	Yes/In	No	No	2-Hole	No	No	Yes	No	Yes		10	No
30-8400-SSR/L	Yes	No	No	No	No	Yes	Yes	2-Hole	No	Yes	Yes	No	Yes		10	No
31-8400-SSR/L	No	Yes	No	No	No	Yes	No	2-Hole	No	Yes	Yes	Yes	Yes		10	Yes
32-8400-SSR/L	No	No	No	No	Yes/In	No	No	2-Hole	No	Yes	Yes	No	Yes		10	No
34-8400-SSR/L	No	Yes	No	No	No	Yes	Yes	12-Hole	Yes	No	Yes	No	Yes		10	Yes
36-8400-SSR/L	No	Yes	No	No	No	Yes	No	12-Hole	Yes	No	Yes	Yes	Yes		10	Yes
37-8400-SSR/L	No	Yes	No	No	No	No	Yes	12-Hole	Yes	Yes	Yes	No	Yes	No	Yes	No
39-8400-SSR/L	No	Yes	No	No	No	Yes	No	12-Hole	Yes	No	No	No	Yes		10	Yes
40-8400-SSR/L	No	Yes	No	No	No	Yes	No	12-Hole	Yes	No	No	No	Yes		10	No
41-8400-SSR/L	No	Yes	No	No	No	Yes	No	12-Hole	Yes	No	Yes	No	Yes		10	Yes

NOTE: All models can be furnished with optional double-bitted cylinder.

No. 4875-82X*
3-Point.



No. 4857-82X*
2-Point.



No. 4875-82X*

Dead bolt latch for compartment or cabinet doors has a folding handle with a concealed stainless steel spring which holds handle in folded position.

The shank is offset for mounting the latch close to edge of door.

Both the 2-point and 3-point key-locking versions are delivered with cylinders attached and two keys furnished. The key actuates the bolt which slides into the notch in the circular plate.

After opening the door, the key can be turned to the locked position. Then when the door is closed and the handle again turned, the locking bolt will drop automatically into the locked position.

The center case is installed in a simple cutout (near the edge of door, if desired) and attached by bolts, screws or welding.

Available in 16", 18", 34" & 48" rods



Shown center case for **No. 4876-82X***, is **No. 16-4876-52** 2-Point Key-Locking

Uses key cylinder **No. 15621-KC**



Shown center case for **No. 4857-82X***, is **No. 4857-51X**

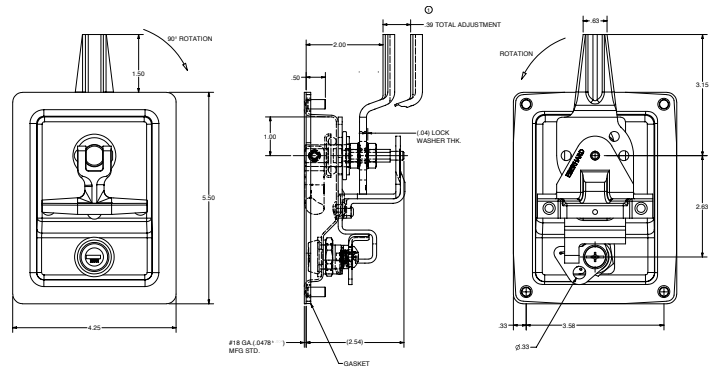
No.	Options	Variations	Weight
4857-82X*	Non-Key-Locking	2-Point.	2.43 lbs.
15-4857	Same as 4857-82X	Four 11/64" mounting holes on 3-3/16" x 3" centers.	2.38 lbs.
15-4857-SSU	Same as 15-4857	Bright polished stainless steel.	2.40 lbs.
18-4857-50	Wider Raised Rod Guide	Hole center line 2-3/16" with 27/64" offset.	.89 lbs.
4871-82X*	Same as 4857-82X*	3-Point.	2.43 lbs.
4875-82X*	Key-Locking	3-Point.	2.56 lbs.
16-4875-SSU	Bright polished stainless steel	Stainless steel and four 11/64" mounting holes in 3-7/8 x 3-5/16.	2.56 lbs.
4876-82X*	Key-Locking	2-Point.	2.56 lbs.
16-4876-82X*	Same as 4876-82X	Four 11/64" mounting holes on 3-7/8" x 3-5/16" centers.	2.68 lbs.
16-4876-SSU	Bright polished stainless steel	Same as 16-4876-82X* except stainless steel.	2.68 lbs.

*82X Indicates 4 sets per box.

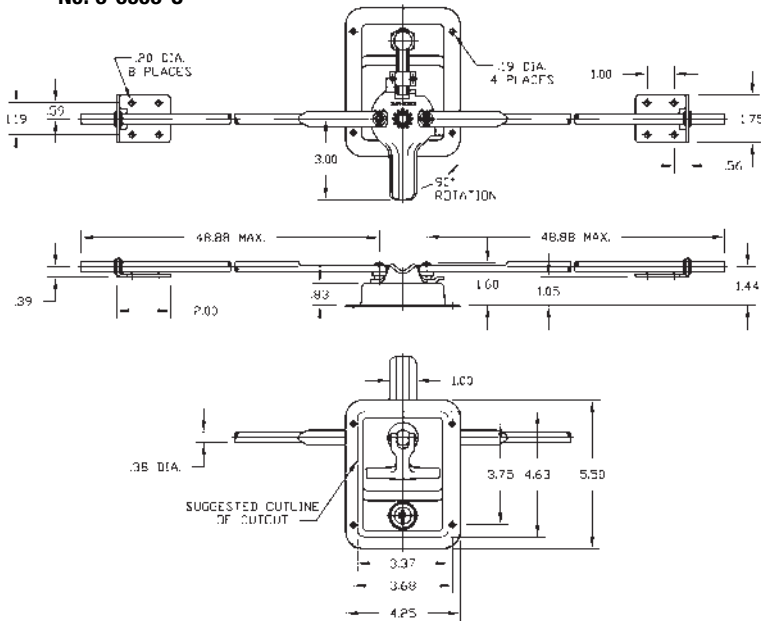
No. 18-4840DB-SSR&L

Key-locking folding t-handle assembly with four mounting studs, double-bitted key cylinder, gasket, adjustable offset cam. Receptacle cutout is the same as Eberhard's larger paddle latch cutouts.

No. 18-4840DB-SSR



No. 3-6903-U



No. 3-6903-50

Flush mounted T-handle, water resistant construction, available for single- or multipoint systems, and fits in the same cutout as many of our popular paddle latches (consult factory).



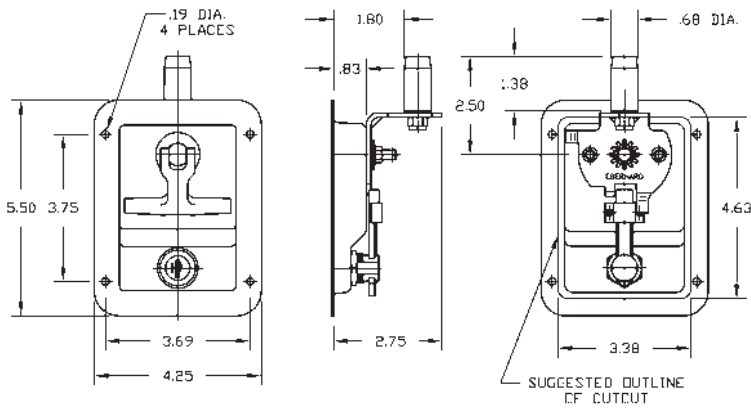
No. 3-6904-50 (nonlocking receptacle only).

No. 3-6903-U (locking system with 48" rods).

No. 3-6904-U (nonlocking system with 48" rods).


Receptacle available in stainless steel or zinc-plated.

No. 3-6905-50



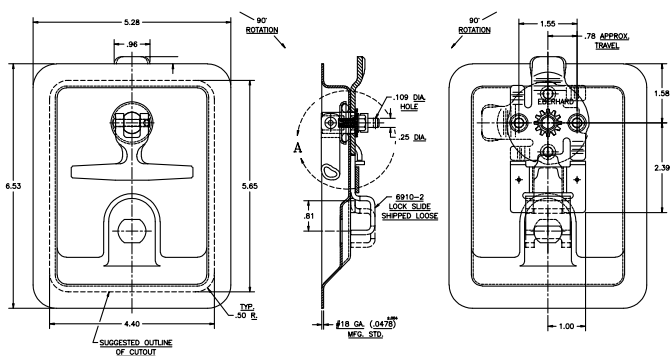
No. 3-6905-50

Same as Part No. 3-6903-50 except instead of standard metal cam part comes with an adjustable nylon roller which allows a smoother, noise-free action. Other variations available. Consult factory.



No. 3-6905-U (locking system with 36" rods)

No. 9-6930-UR



No. 9-6930-UR

Three-point folding T-handle assembly with large receptacle and less key cylinder.

No. 6-8000-R&L

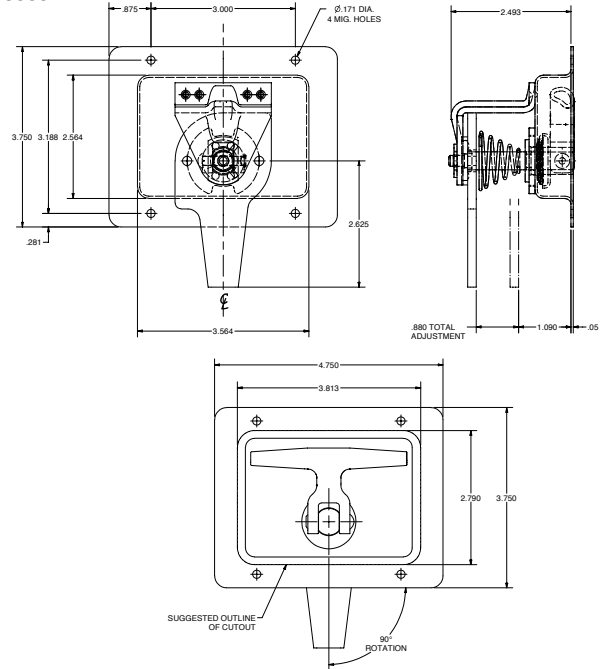
Non-Key-Locking



- Continuously adjustable latch takes up slack as seal wears or collapses with age.
- The T-handle is helped up or in the folded position by a concealed stainless steel spring.
- Allows greater freedom in manufacturing tolerances since the pawl and strike relation is not critical.
- Ideal for fiberglass which cannot accept slam locks.
- Offset latches available on request.
- Gasketed models for severe moisture or dust conditions. Gasketing also reduces electrolysis when mounted to aluminum skins.
- Mounting holes or blind mounting provided to customer specifications.
- **No. 6-8000-R&L** standard non-key-locking carbon steel.
- **No. 6-8000-SSR&L** bright polished stainless steel.
- Flange Gasket **No. 10-8000-7** 1/16" thick neoprene material (order separately).

Finish: Zinc-plated or bright polished stainless steel.
Weight: 1.13 lbs.

No. 6-8000-R



No. 18-8004-R&L

Key-Locking.

Has continuous spring adjustment.



- Continuous adjustable latch takes up slack as seal wears or collapses with age.
- The T-handle is helped up or in the folded position by a concealed stainless steel spring.
- Allows greater freedom in manufacturing tolerances since the pawl and strike relation is not critical.
- Ideal for fiberglass which cannot accept slam locks.
- Offset latches available on request.
- Gasketed models for severe moisture or dust conditions. Gasketing also reduces electrolysis when mounted to aluminum skins.
- Mounting holes or blind mounting provided to customer specifications.
- Locks in open or closed position. Two keys furnished.

No. 4-8004-R Standard key-locking carbon steel. Finish: Zinc-plated.

No. 4-8004-SSR&L Bright polished stainless steel.

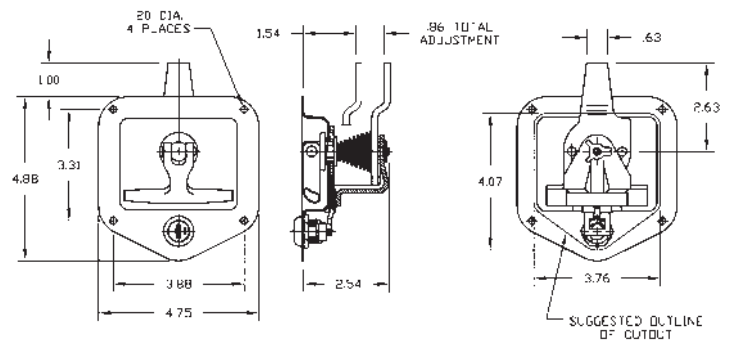
No. 5-8004-R Same as 4-8004 R except fewer mounting holes.

No. 18-8004-SSR&L Similar to 4-8004 R but opposite rotation and an offset cam (see insert to the left).

- Flange Gasket **No. 16553** Black EPDM material 3/16" thick (order separately).

Weight: 1.4 lbs.

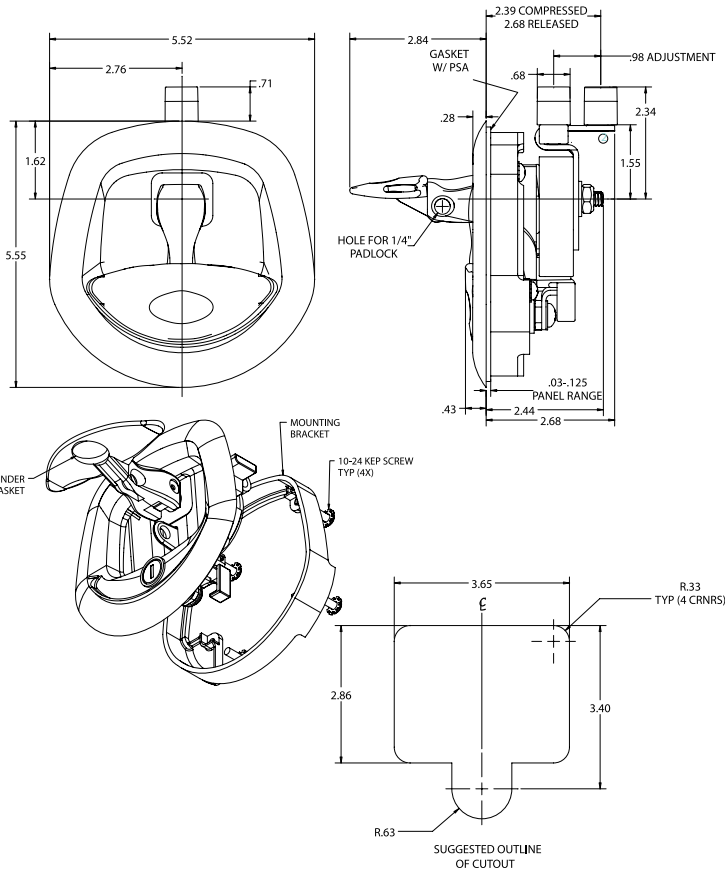
No. 18-8004-R



The Whale Tail® Latch


No. 18400
Single-Point.

Patented



No. 18400
Die-Cast

No. 18500
Plastic



No. 18400/18500 (Whale Tail latch)

The 18400/18500 series T-handle is designed to fit most existing T-handle cutouts due to the innovative blind mount bracket designed for panel ranges of .03" to .125". Product features include an ergonomic handle for large grip, flange gasket for water-resistant construction, built-in key cylinder cover, double-bitted key cylinders are used with over-molded keys, padlockable feature, compression roller cam for ease of operation and tight sealing. All locking versions are shipped without key cylinder plug for ease of stocking. (Order key cylinder plug separate.)

Quick-Loc™ feature allows customers to insert specific key numbers as they are needed in the production process.

Available in single or multipoint latches.
Die cast handles available in all black powder coat, all chrome, or black and chrome.

Plastic handles available with black receptacle with black powder coat handle or chrome handle.

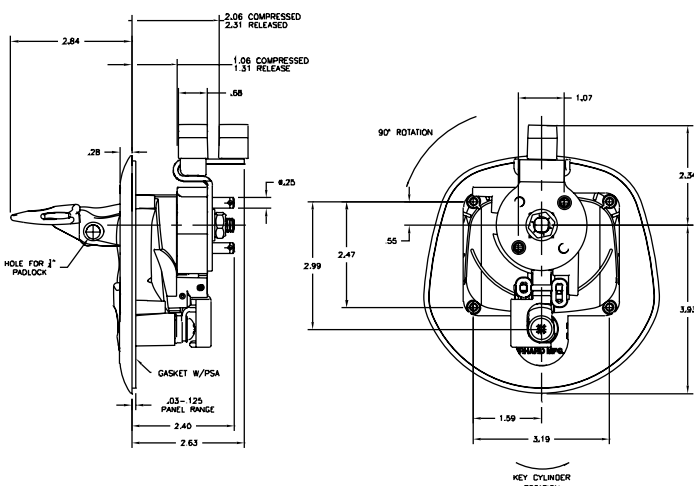
Models available to work with Eberhard Power-Up™ locking system.
To order part without key cylinder plug installed:

No. 18400-54PR-31 (Example)

To order part with key cylinder plug installed:

No. 18400-201L-03 (Example)

No. 18430-R
3-Point.



No. 18402-R&L

Nonlocking, multipoint.

No. 1-18400DB-KEY-09 Quick-Loc cylinder plug for manual assemblies. (Order separately.)

No. 1-18401DB-KEY-09 Quick-Loc cylinder plug for Power-Up assemblies. (Order separately.)

No. 5646-P5 Center case kit for multipoint systems. (Washers and cotter pins)

No. 1-5646-54 Rod guide for 5/16" rod with spring.

No. 5646-54 Rod guide for 5/16" rod with antirattle O-ring.

No. 5611-5X 5/16" diameter rods. (See rod section.)

No. 16832-48 5/16" rods with offset and roller. (See rod section.)

No. 9020-P5 Fastener pack with 2 cotter pins and bumpers.

No. 18400-P5 Fastener pack with 2 hairpins and bumpers.

No. 3-18400-15 Hard plastic gasket.

Optional Features:

Adhesive label for handle with your company name or logo.

Over-molded key with your company name or logo.

See chart on next page for variations available.

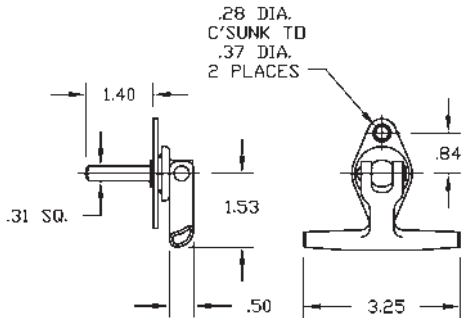
NOTE: All T-handles below supplied less key cylinder unless otherwise noted.
NOTE: Consult factory to order T-handles with key cylinder installed.

Part No.	Locking Point	Hand	Receptacle	Die Cast Handle	Power Locking Capable	Rod Travel
18400-54PR-31	Single	RH	Die Cast - Black Powder	Chrome	No	N/A
18400-54PL-31	Single	LH	Die Cast - Black Powder	Chrome	No	N/A
18400-54PR-30	Single	RH	Die Cast - Black Powder	Black Powder	No	N/A
18400-54PL-30	Single	LH	Die Cast - Black Powder	Black Powder	No	N/A
18400-54PR-03	Single	RH	Die Cast - Chrome Plated	Chrome	No	N/A
18400-54PL-03	Single	LH	Die Cast - Chrome Plated	Chrome	No	N/A
18500-54PR-31	Single	RH	UV Stabilized Black Plastic	Chrome Fin.	No	N/A
18500-54PL-31	Single	LH	UV Stabilized Black Plastic	Chrome Fin.	No	N/A
18500-54PR-30	Single	RH	UV Stabilized Black Plastic	Black Powder	No	N/A
18500-54PL-30	Single	LH	UV Stabilized Black Plastic	Black Powder	No	N/A
18401-54PR-31	Single	RH	Die Cast - Black Powder	Chrome	Yes	N/A
18401-54PL-31	Single	LH	Die Cast - Black Powder	Chrome	Yes	N/A
18401-54PR-30	Single	RH	Die Cast - Black Powder	Black Powder	Yes	N/A
18401-54PL-30	Single	LH	Die Cast - Black Powder	Black Powder	Yes	N/A
18401-54PR-03	Single	RH	Die Cast - Chrome Plated	Chrome	Yes	N/A
18401-54PL-03	Single	LH	Die Cast - Chrome Plated	Chrome	Yes	N/A
18501-54PR-31	Single	RH	UV Stabilized Black Plastic	Chrome	Yes	N/A
18501-54PL-31	Single	LH	UV Stabilized Black Plastic	Chrome	Yes	N/A
18501-54PR-30	Single	RH	UV Stabilized Black Plastic	Black Powder	Yes	N/A
18501-54PL-30	Single	LH	UV Stabilized Black Plastic	Black Powder	Yes	N/A
18420-54PR-31	Two	RH	Die Cast - Black Powder	Chrome	No	1"
18420-54PL-31	Two	LH	Die Cast - Black Powder	Chrome	No	1"
18420-54PR-30	Two	RH	Die Cast - Black Powder	Black Powder	No	1"
18420-54PL-30	Two	LH	Die Cast - Black Powder	Black Powder	No	1"
18420-54PR-03	Two	RH	Die Cast - Chrome Plated	Chrome	No	1"
18420-54PL-03	Two	LH	Die Cast - Chrome Plated	Chrome	No	1"
18520-54PR-31	Two	RH	UV Stabilized Black Plastic	Chrome	No	1"
18520-54PL-31	Two	LH	UV Stabilized Black Plastic	Chrome	No	1"
18520-54PR-30	Two	RH	UV Stabilized Black Plastic	Black Powder	No	1"
18520-54PL-30	Two	LH	UV Stabilized Black Plastic	Black Powder	No	1"
18421-54PR-31	Two	RH	Die Cast - Black Powder	Chrome	Yes	1"
18421-54PL-31	Two	LH	Die Cast - Black Powder	Chrome	Yes	1"
18421-54PR-30	Two	RH	Die Cast - Black Powder	Black Powder	Yes	1"
18421-54PL-30	Two	LH	Die Cast - Black Powder	Black Powder	Yes	1"
18421-54PR-03	Two	RH	Die Cast - Chrome Plated	Chrome	Yes	1"
18421-54PL-03	Two	LH	Die Cast - Chrome Plated	Chrome	Yes	1"
18521-54PR-31	Two	RH	UV Stabilized Black Plastic	Chrome	Yes	1"
18521-54PL-31	Two	LH	UV Stabilized Black Plastic	Chrome	Yes	1"
18521-54PR-30	Two	RH	UV Stabilized Black Plastic	Black Powder	Yes	1"
18521-54PL-30	Two	LH	UV Stabilized Black Plastic	Black Powder	Yes	1"
18430-54PR-31	Three	RH	Die Cast - Black Powder	Chrome	No	1"
18430-54PL-31	Three	LH	Die Cast - Black Powder	Chrome	No	1"
18430-54PR-30	Three	RH	Die Cast - Black Powder	Black Powder	No	1"
18430-54PL-30	Three	LH	Die Cast - Black Powder	Black Powder	No	1"
18430-54PR-03	Three	RH	Die Cast - Chrome Plated	Chrome	No	1"
18430-54PL-03	Three	LH	Die Cast - Chrome Plated	Chrome	No	1"
18530-54PR-31	Three	RH	UV Stabilized Black Plastic	Chrome	No	1"
18530-54PL-31	Three	LH	UV Stabilized Black Plastic	Chrome	No	1"
18530-54PR-30	Three	RH	UV Stabilized Black Plastic	Black Powder	No	1"
18530-54PL-30	Three	LH	UV Stabilized Black Plastic	Black Powder	No	1"
18431-54PR-31	Three	RH	Die Cast - Black Powder	Chrome	Yes	1"
18431-54PL-31	Three	LH	Die Cast - Black Powder	Chrome	Yes	1"
18431-54PR-30	Three	RH	Die Cast - Black Powder	Black Powder	Yes	1"
18431-54PL-30	Three	LH	Die Cast - Black Powder	Black Powder	Yes	1"
18431-54PR-03	Three	RH	Die Cast - Chrome Plated	Chrome	Yes	1"
18431-54PL-03	Three	LH	Die Cast - Chrome Plated	Chrome	Yes	1"
18531-54PR-31	Three	RH	UV Stabilized Black Plastic	Chrome	Yes	1"
18531-54PL-31	Three	LH	UV Stabilized Black Plastic	Chrome	Yes	1"
18531-54PR-30	Three	RH	UV Stabilized Black Plastic	Black Powder	Yes	1"
18531-54PL-30	Three	LH	UV Stabilized Black Plastic	Black Powder	Yes	1"


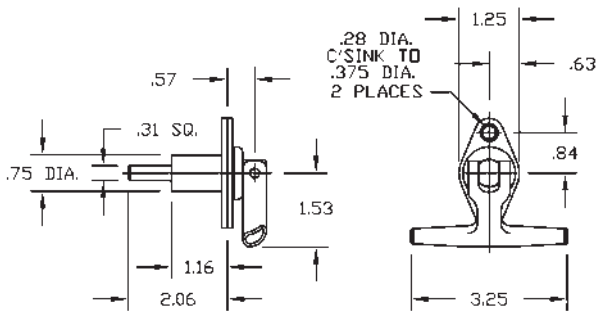
Versions below come with larger roller and two rod adapters for .31" dia. rods

12-18432-54PR-31	Three	RH	Die Cast - Black Powder	Chrome	No	1.38"
12-18432-54PL-31	Three	LH	Die Cast - Black Powder	Chrome	No	1.38"
12-18432-54PR-30	Three	RH	Die Cast - Black Powder	Black Powder	No	1.38"
12-18432-54PL-30	Three	LH	Die Cast - Black Powder	Black Powder	No	1.38"
12-18432-54PR-03	Three	RH	Die Cast - Chrome Plated	Chrome	No	1.38"
12-18432-54PL-03	Three	LH	Die Cast - Chrome Plated	Chrome	No	1.38"
12-18532-54PR-31	Three	RH	UV Stabilized Black Plastic	Chrome	No	1.38"
12-18532-54PL-31	Three	LH	UV Stabilized Black Plastic	Chrome	No	1.38"
12-18532-54PR-30	Three	RH	UV Stabilized Black Plastic	Black Powder	No	1.38"
12-18532-54PL-30	Three	LH	UV Stabilized Black Plastic	Black Powder	No	1.38"
12-18433-54PR-31	Three	RH	Die Cast - Black Powder	Chrome	Yes	1.38"
12-18433-54PL-31	Three	LH	Die Cast - Black Powder	Chrome	Yes	1.38"
12-18433-54PR-30	Three	RH	Die Cast - Black Powder	Black Powder	Yes	1.38"
12-18433-54PL-30	Three	LH	Die Cast - Black Powder	Black Powder	Yes	1.38"
12-18433-54PR-03	Three	RH	Die Cast - Chrome Plated	Chrome	Yes	1.38"
12-18433-54PL-03	Three	LH	Die Cast - Chrome Plated	Chrome	Yes	1.38"
12-18533-54PR-31	Three	RH	UV Stabilized Black Plastic	Chrome	Yes	1.38"
12-18533-54PL-31	Three	LH	UV Stabilized Black Plastic	Chrome	Yes	1.38"
12-18533-54PR-30	Three	RH	UV Stabilized Black Plastic	Black Powder	Yes	1.38"
12-18533-54PL-30	Three	LH	UV Stabilized Black Plastic	Black Powder	Yes	1.38"

No. 4855-A



No. 10-4855-AU



No. 4855-A

Folding T-handle with attached stamped steel escutcheon. A concealed stainless steel spring holds the zinc die cast handle in the folded position.

5/16" square shank. 1-13/32" long.

Weight: .4 lbs. Finish: Zinc-plated

No. 10-4855-AU

Water-resistant folding T-handle has low profile and includes O-ring made of black Buna-N and escutcheon gasket made of black-EPDM. Activates any latch with 5/16" square drive mechanism.

Weight: .5 lbs.
Finish: Zinc-plated

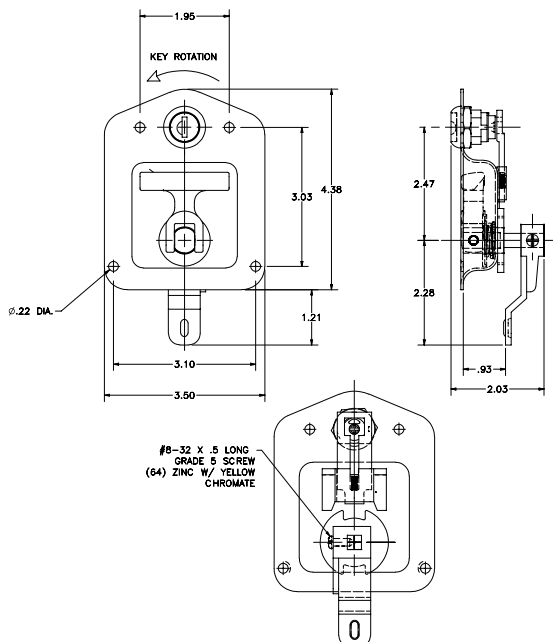


No. 7-4855-A

Same as 4855-A except furnished with 13/16" shank length. Available as request quote.

No. 8-4855-A

Same as 4855-A except furnished with 2-5/32" shank length. Available as request quote.



No. 3-802

Small single point folding T-handle with zinc finish.

The Stamped Whale Tail® Latch

No. 28400-R&L

Patent Pending

The Stamped Whale Tail fits most existing t-handle cutouts and comes with four mounting studs, adjustable roller cam, double-bitted key cylinder, molded rubber gasket, and compression feature for ease of operation. Die cast handle available in chrome or textured black finish. Stamped receptacle available in polished stainless steel or black textured finish. Available with right hand or left hand rotation. Mounting bracket sold separately.



No. 28400A-60U

Optional mounting bracket for .047" panel thickness.

No. 28400B-60U

Optional mounting bracket for .079" panel thickness.

No. 28400C-60U

Optional mounting bracket for .120" panel thickness.

No. 28400-54R&L

Single point less key cylinder plug.

No. 1-9010DB-5-KEY

Quick-Loc key plug with two keys and stainless dust shutter. Available #'s J201-J210.

No. 1-28430-R&L

Three point, locking, long roller, rod studs in special location.

No. 7P-28430-R&L

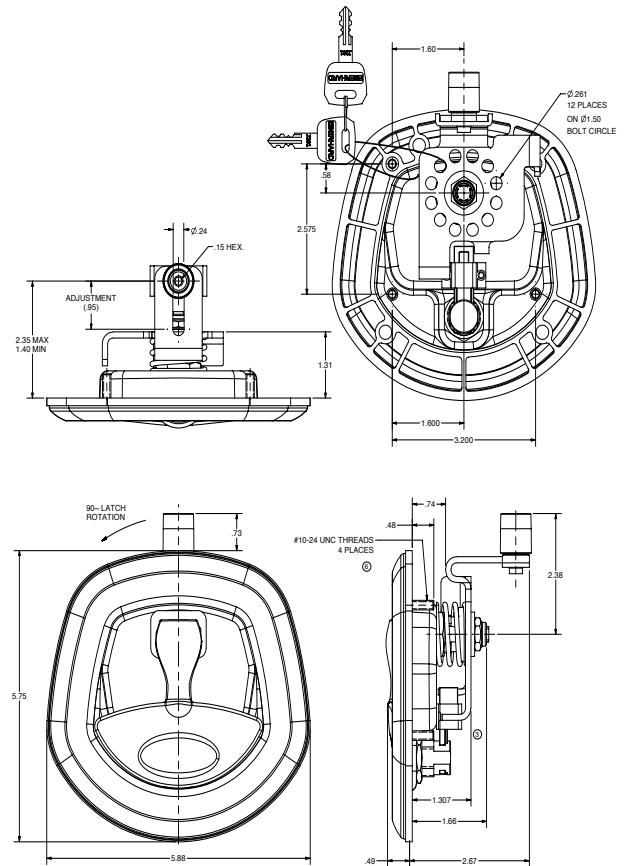
Three point, locking, padlock feature, long roller, rod studs in special location.

No. 28630-15

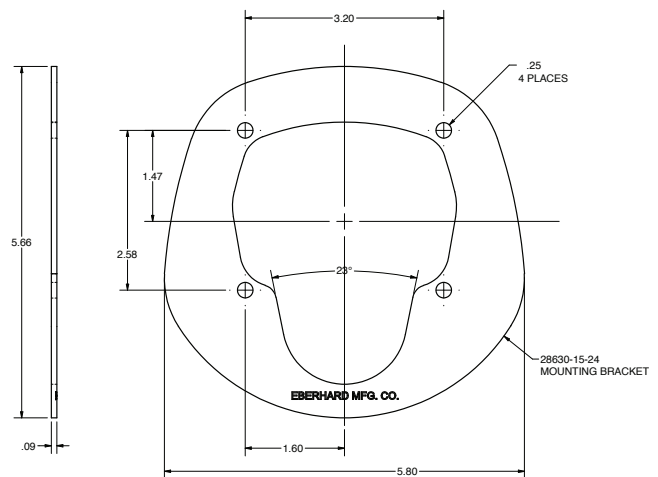
Optional mounting bracket for universal T-handle option.

*All versions available with padlock feature. Consult factory.

No. 28400-R&L



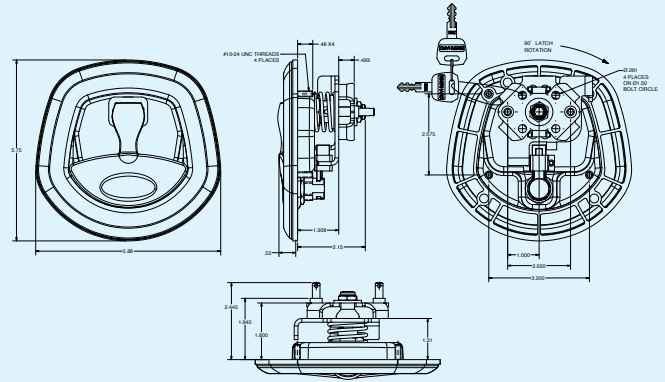
No. 28630-60U



No. 28420-R&L

Two point with cylinder installed

No. 28420-L



No. 28420-54R&L

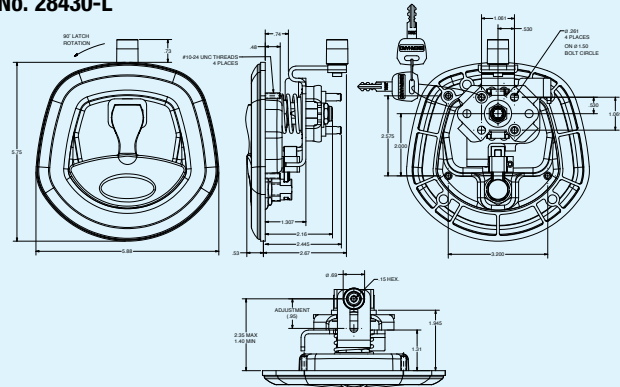
Two point less key cylinder plug.

No. 28430-R&L

Three point with cylinder installed



No. 28430-L



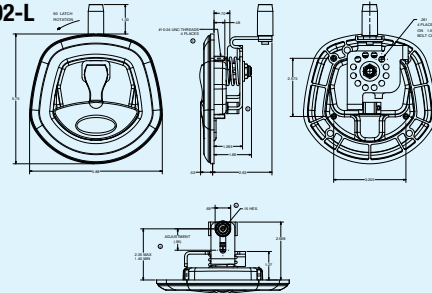
No. 28430-54R&L

Three point less key cylinder plug.

No. 28402-R&L

Single point non-locking with larger roller.

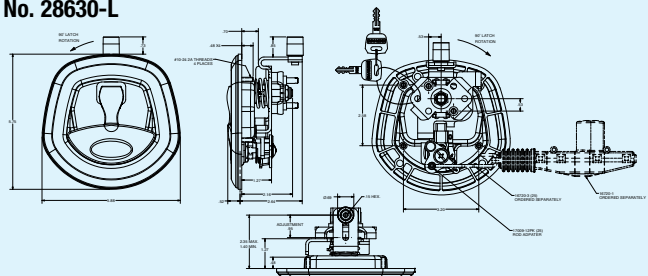
No. 28402-L



No. 28630-R&L

Three point t-handle that comes with key cylinder that can be used in standard manual locking or power locking applications.

No. 28630-L



No. 6-28630-R&L

Three point with larger roller.

*Actuator sold separately.

rotaries/strikers

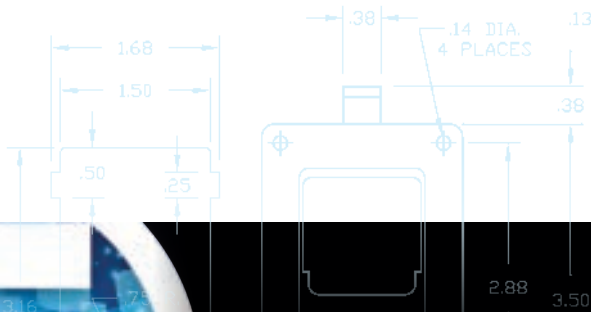
section

4

section

rotaries/strikers

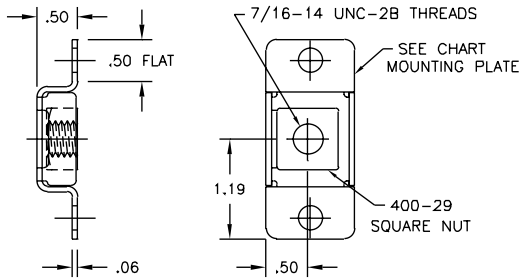
4




VISION & STYLE

WE'RE CHANGING THE FUTURE

No. 3-400-53U



Assembly P/N	MTG. Plate #	Material	Holes
400-53U	400-28	Carbon Steel, Zinc-Plated	None
AL-400-53U	AL-400-28	Aluminum, Plain	None
3-400-53U	3-400-28	Carbon Steel, Zinc-Plated	.29/.28 dia.
AL3-400-53U	AL3-400-28	Aluminum, Plain	.29/.28 dia.



No. AL-400-28
Aluminum housing

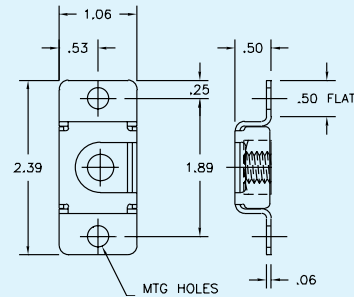


No. 400-29
7/16"-14 UNC square nut
Use with 2T-400-52 striker assembly.

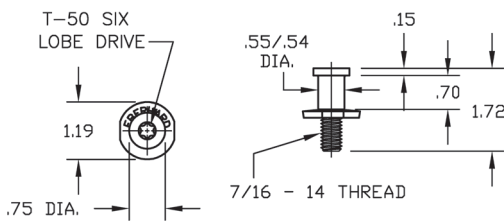
ASSEMBLY P/N	MTG. PLATE #	MATERIAL	HOLES
475-53U	400-28	CARBON STEEL, ZINC PLATED	NONE
AL-475-53U	AL-400-28	ALUMINUM, PLAIN	NONE
3-475-53U	3-400-28	CARBON STEEL, ZINC PLATED	.29/.28 DIA.
AL3-475-53U	AL3-400-28	ALUMINUM, PLAIN	.29/.28 DIA.

No. AL3-475-53U
Assembly


No. 475-29
Nut



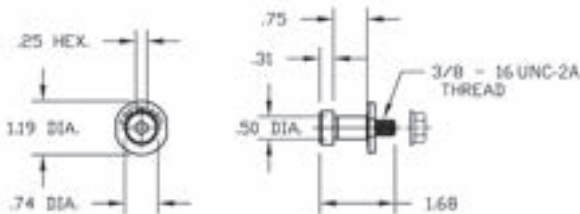
No. 2T-400-52




No. 2T-400-52
Six Lobe Drive Striker/Washer
subassembly weight: .09 lbs.



No. 475-52U



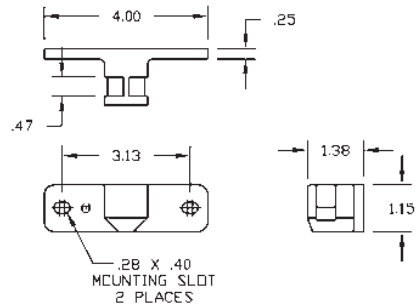
No. 475-52U
Striker, washer, and nut subassembly.



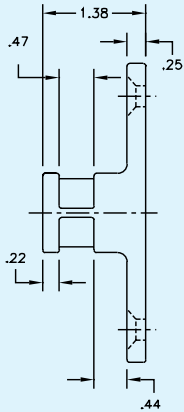
No. 206-15
Striker.



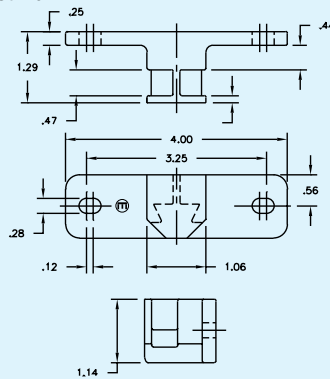
No. 206-15
Striker.



No. 2-206-15
Striker.

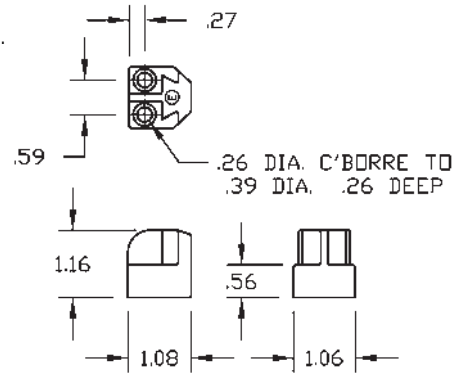


No. 3-206-15
Striker.



No. 16489

Striker.
Weight: .21 lbs.

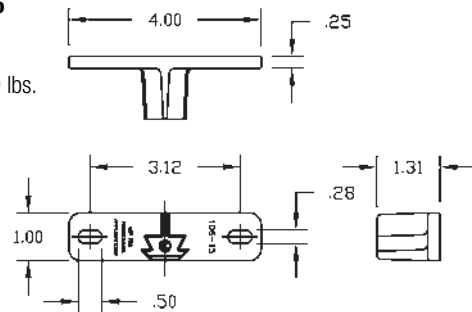


No. 106-15



No. 106-15

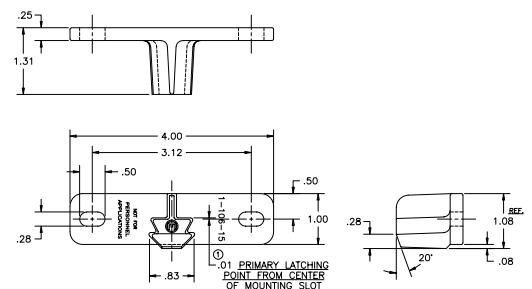
Striker with
45° angle.
Weight: .29 lbs.



See pages 71 & 74 for more striker options

No. 1-106-15

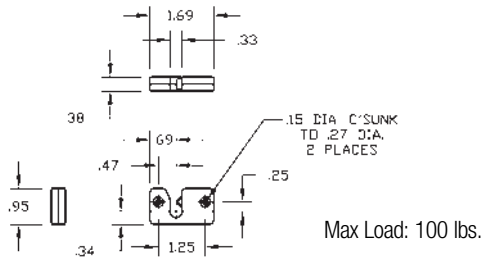
Striker with
20° angle.
Weight: .30 lbs.



No. 561

For 5/16" rod.

Weight: .10 lbs.



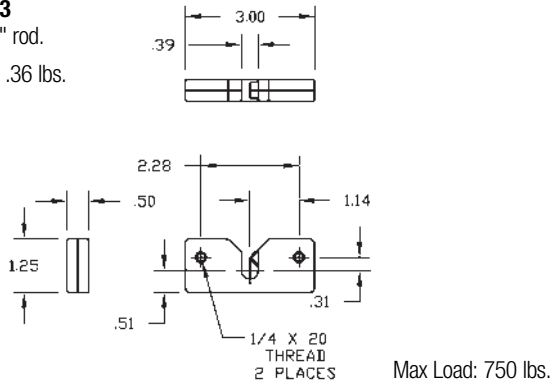
No. 2-561

Slam latch with two .20" diameter mounting holes.

No. 563

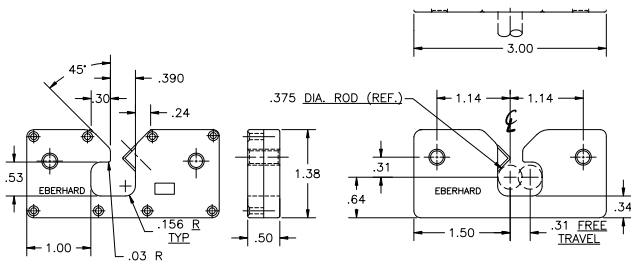
For 3/8" rod.

Weight: .36 lbs.



No. 3-563

Rod cutout is .69" under striker.



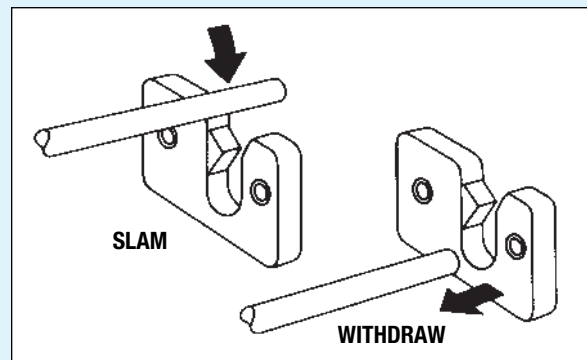
No. 561



No. 563


No. 561/563

These simple, effective strikes are intended for use with many latching mechanisms having 3/8" dia. rods (**No. 563**) or 5/16" dia. rods (**No. 561**), which normally operate as dead bolts. The strikes have a spring-loaded plunger, which permits the rod to pass into the striker and capture it. The rod cannot be released in the opposite direction. Instead, the rod is withdrawn in customary dead-bolt fashion. See illustration. **No. 561** has a plastic and glass-filled bolt, stainless steel spring, and a zinc die cast housing. Weight is .13 lbs. with a maximum load of 100 lbs. **No. 563** has a zinc die cast bolt, stainless steel spring, and a zinc with yellow dichromate finish on the housing. Attach either with screws, rivets, or bolts.



No. 2-563

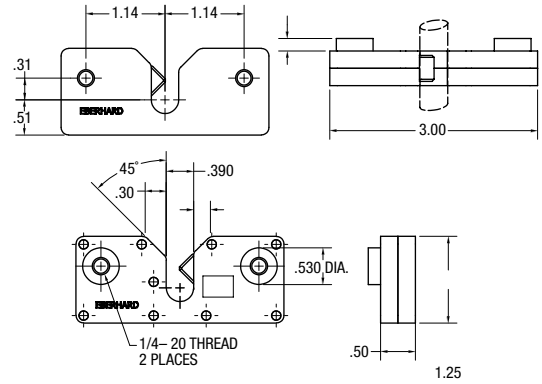
Available with 1/4-20 threaded mounting holes and .530 dia. boss.



No. 2-563-M

M6 x 1.0 threaded mounting holes

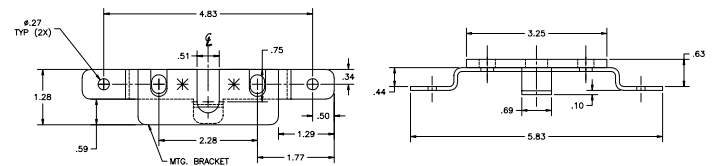
No. 2-563



No. 563-50PK


Adjustable mounting bracket for 2-563 Series

No. 563-50PK



No. 5620

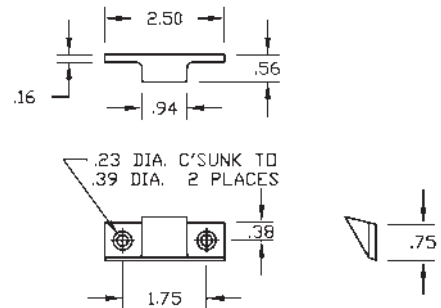
Malleable iron strike.



Finish: Zinc-plated
Weight: .13 lbs.

*Part No. 5619-A and 5620 strikers can be used with any of the Eberhard paddle slam latches or end bolts.

No. 5620



No. 5619-A

Has both a long primary catch and a shorter secondary catch.

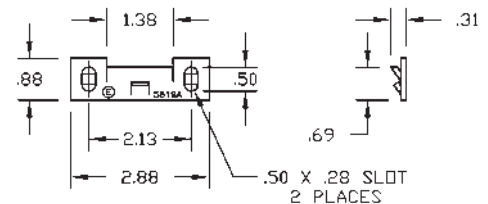
Also available in stainless steel as request quote ref.

No. 5619-SSA.

Finish: Zinc-plated

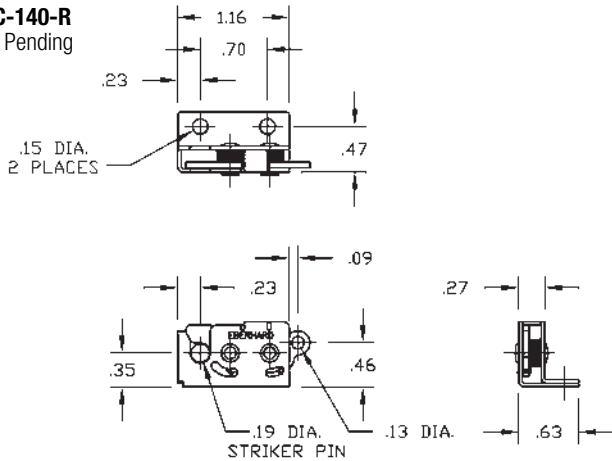


No. 5619-A



No.	Variations	Weight
5619-A	With slots	.06 lbs.
5619	Without slots	.06 lbs.

No. 8C-140-R
Patent Pending



No. 8C-140-R&L

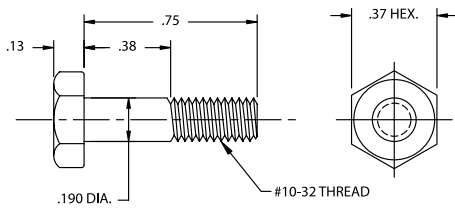
The Micro Rotary Latch is ideal for small doors, panels, and lids. The housing is zinc-plated and the pawls have an Everlube finish for corrosion protection. Rated to a maximum load of 100 lbs.

Weight: .03 lbs.

request quote

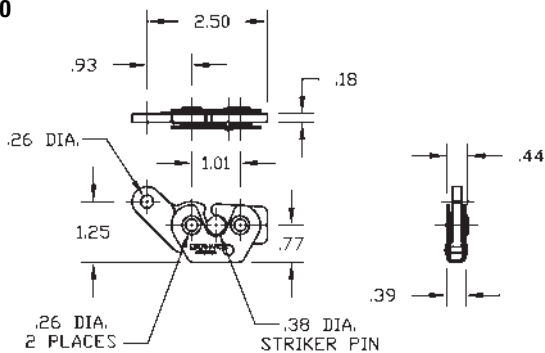


No. 140-10



No. 140-10
Striker

No. 200



No. 200

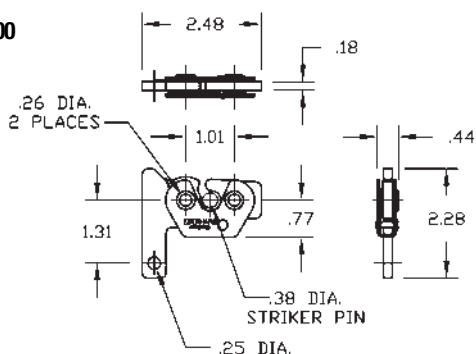
This compact rotary latch is recommended for small hoods, lids, doors, and panels. Standard part comes with a zinc-plated housing and Everlube latch pawls for lubricity and corrosion protection. To mount, use two 1/4" bolts. Rated to a maximum load of 100 lbs. Can be used with any 3/8" dia. striker.

Weight: .15 lbs.

Patented



No. 2-200



No. 2-200

Same as Part No. 200 but has extended trip lever.

Patented


No. 200-SS

Stainless steel housing.

241 Series is same as the **240 Series** except with single-stage action.

No. 240-R&L

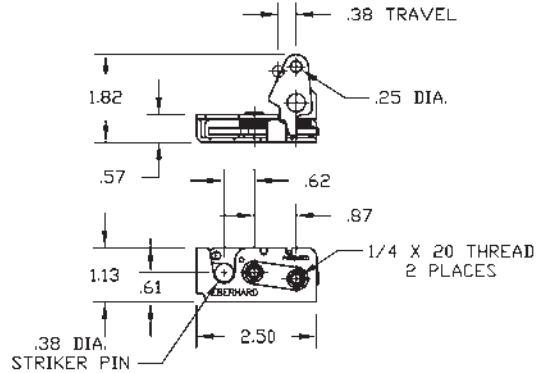
The Mini Rotary™ Latch from Eberhard gives you the benefits of either two-stage or single-stage rotary action for even the most confined areas. It is ideal for small hoods, lids, doors, and panels, and has a maximum rated load strength of 750 lbs.



The Mini Rotary Latch is available in three different models, which can be unlocked in any of three different directions to meet a wide range of applications. The latch's low-profile design and light weight allow it to be easily mounted using two 1/4" bolts. Optional mounting brackets are available for added flexibility (**No. 16592**).

No. 240-R

Patented



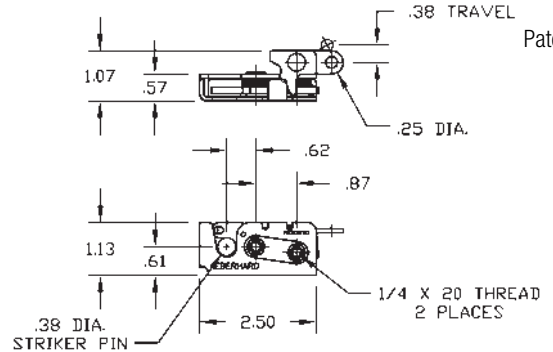
No. 1-240-R&L is the same as **Part No. 240-R&L** except for different lever arm. Available in single stage (**No. 1-241-R&L**), stainless steel housing (**No. 1-240-SSR&L**), or carbon steel zinc-plated which is standard.

No. 41A-231-ER&L

Similar to the **1-240-R&L** except extended lever arm with rod adapter attached for .17 dia. rod.

No. 1-240-R

Patented



No. 2-240-MR

Mini Rotary is designed with metric threads and an enlarged cutout. Available in single stage (**No. 2-241-MR&L**) and a zinc with yellow dichromate finish on the housing and Everlube finish on internal components. Can be used with a .38" dia. striker (**No. 240-52U**) and a mounting bracket (**No. 16592-R&L**).

No. 71-231-R&L

Available with mounting bracket, nonthreaded holes.

No. 2-240-NTR&L

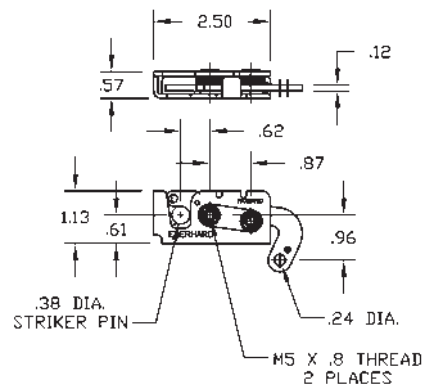
Rotary with two .26" diameter non-threaded mounting holes.

No. 2A-240-R&L

Rotary with two 1/4-20 mounting holes and stud in release lever.

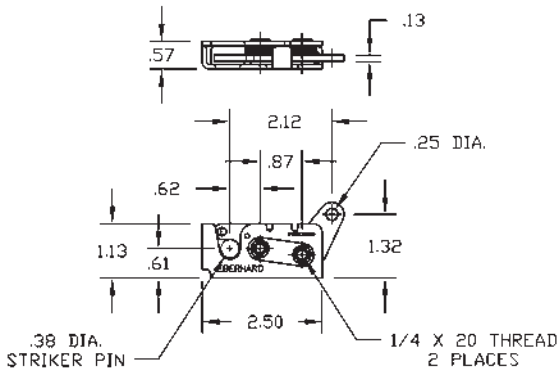
No. 2-240-MR

Patented



No. 8-240-R


Patented



NOTE: 241 Series same as **240 Series** except single stage.

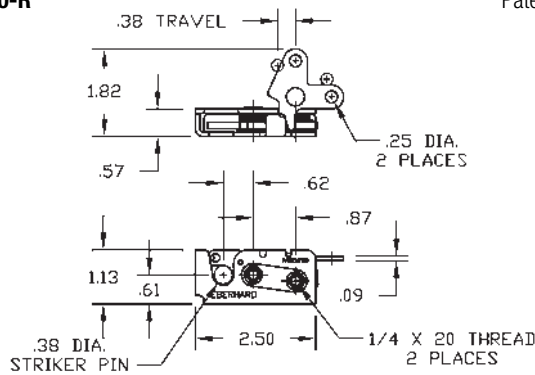
No. 8-240-R&L

A Mini Rotary is ideal for small applications. Available in a standard finish of zinc-plated or stainless steel (**No. 8-240-SSR&L**) both with Everlube latch pawls. Available in single stage (**No. 8-241**) can be used with .38" dia. striker (**No. 240-52U**).
Weight: .225 lbs.



No. 11-240-R

Patented

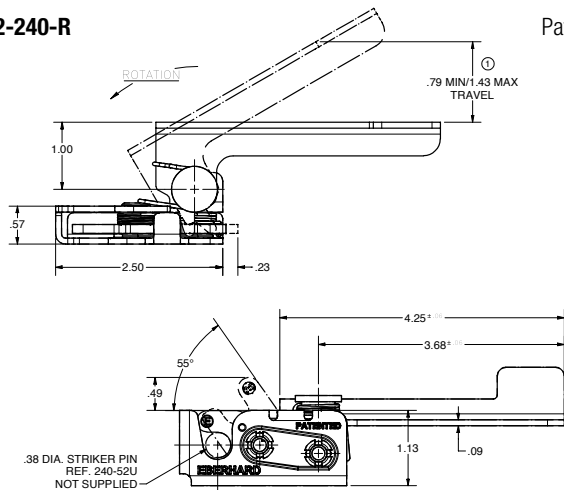


No. 11-240-R&L

Dual stage Mini Rotary is designed with a lever arm for two different remote actuation points. Standard finish is a zinc-plated housing with Everlube latch pawls. Available in single-stage (**No. 11-241-R&L**). Can be used with a mounting bracket (**No. 16592**) or a .38" dia. striker (**No. 240-52U**).


No. 12-240-R

Patented



No. 12-240-R&L

Two-stage rotary latch with large extended release lever.



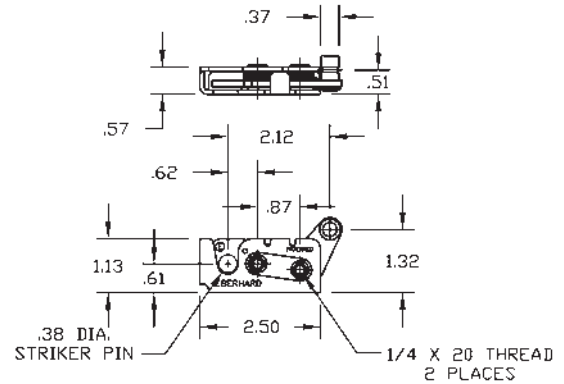
No. 18X-240-BR&L

Dual stage Mini Rotary with riveted rod adapters designed for 3/32" dia. cable. Max. load rating is 750 lbs. when mounting through the latch body with (2) 1/4-20 grade 8 fasteners.



No. 18X-240-BR

Patented



No. 18X-231-AR

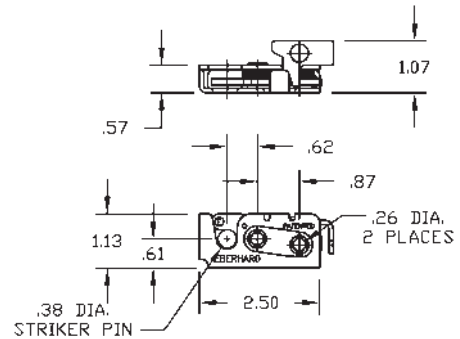
Single stage with bracket and light spring.

No. 7X-241-AR&L

Single-stage Mini Rotary was designed with non-threaded spaces and a lighter torsion spring. Rotary comes with a lever arm that is horizontal to the rotary. Zinc-plated finish on the housing; Everlube finish on internal components, and can be used with a .38" dia. striker (No. 240-52U). Rotary can be mounted using two 1/4-20 grade 8 bolts or mounting bracket (No. 16592-R&L).


No. 7X-241-AR

Patented



No. 19B-231-R&L

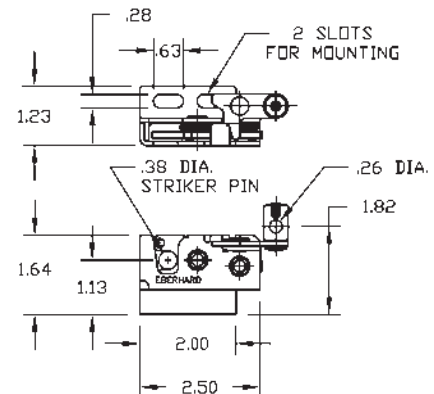
This Mini Rotary has an adapter riveted to the lever arm to be used with .25" dia. rods. The "A" style is mounted above the arm. "B" style is mounted below the arm. Comes with a zinc yellow chromate finish on the housing, and all internal components have an Everlube finish. This dual stage rotary features an integral offset mounting bracket with slotted holes designed for 3/8" dia. striker such as Eberhard No. 240-52U.



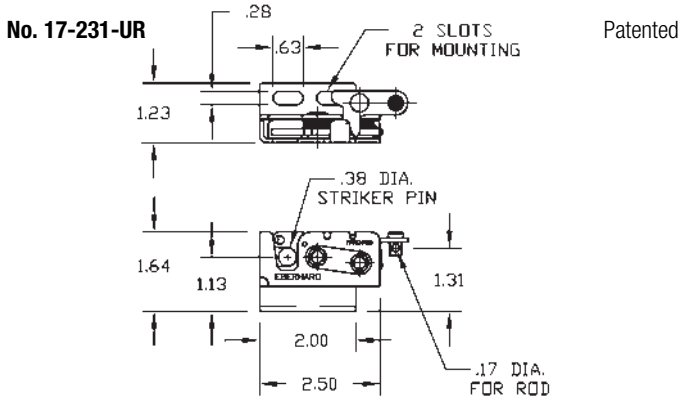
No. 17A-230-BR

Offset bracket.

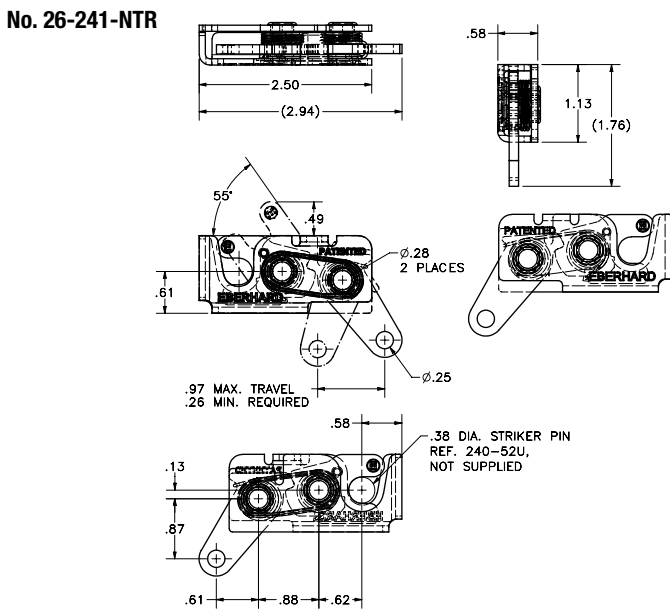

Patented




NOTE: 230 Series same as **231 Series** except dual stage and mounting bracket.



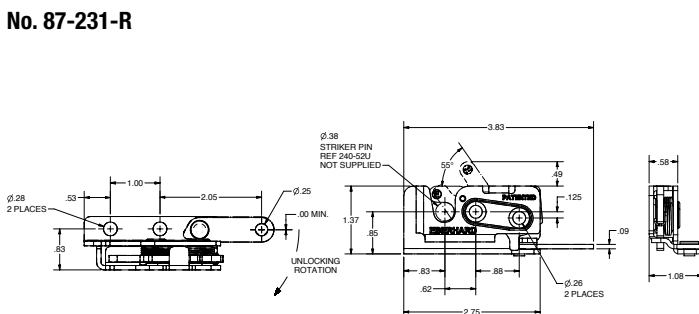
No. 17-231-UR&L
Same as **Part No. 17A/B-230-B R/L** except it is a single-stage rotary and the adapter is shipped loose. Designed to be used with .156" dia. rods or cable.




No. 26-241-NTR
Single stage rotary with release lever below the rotary.



No. 26-241-MR&L
Same as **No. 26-241-NTR** except with M5 x .08" spacers.




No. 87-231-R
Single-stage rotary with mounting bracket and side release lever.



No. 87-230-R&L
Dual stage version.

No. 21D-240-AR&L

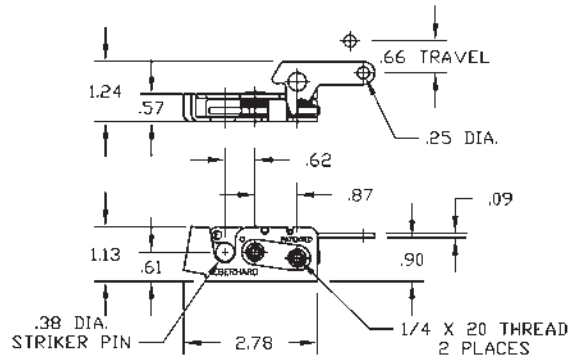


Dovetail Rotary Latch

This Mini Rotary is designed when used in conjunction with **No. D-240-53R&L** to improve door alignment when slamming closed due to the unique wedge design which helps alignment.

No. 21D-240-AR

Patented



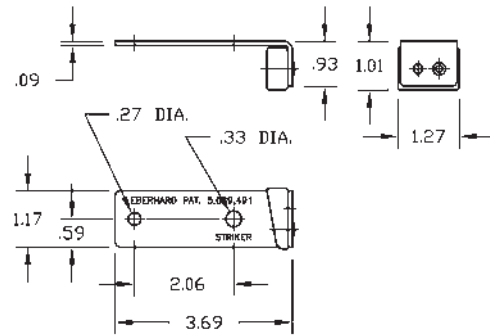
No. D-240-53R&L

The Dovetail aligns the **No. 21-D240-AR&L** when slamming by following the ramp angle of the rotary.

Use with striker **No. 240-52U**.

No. D-240-53R

Patented



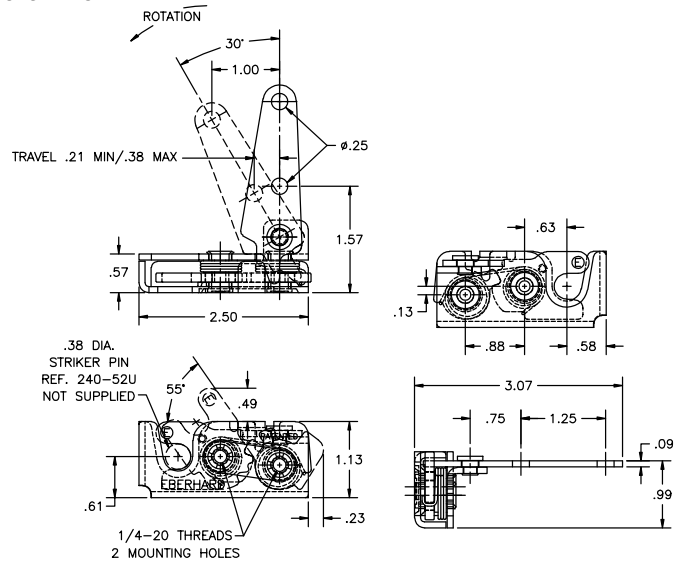
No. 67-240-R&L

Dual stage with extended arm (2.50") with two holes.

No. 24-240-R&L

Dual stage with extended arm (1.50") with two holes.

No. 67-240-R



Mini Rotary Chart

Part Number	Single or Dual Stage	Spring	Striker Diameter	Over Travel	Integral Mtg. Bracket	Bracket Flush/Offset	Adapter Yes/No
8C-140-R/L	single	standard	0.19	no	yes	flush	no
200	single	standard	0.38	no	no	n/a	no
200-SS	single	standard	0.38	no	no	n/a	no
2-200	single	standard	0.38	no	no	n/a	no
10-220-UR	dual	standard	0.250	no	no	n/a	no
8-230-R/L	dual	heavy	0.375	no	yes w/ slots	flush	no
8A/B-230-BR/L	dual	heavy	0.375	no	yes w/ slots	flush	yes/riveted
17A/B-230-BR/L	dual	heavy	0.375	no	yes w/ slots	offset	yes/riveted
29-230-R/L	dual	standard	0.375	no	yes w/ slots	offset	no
8-231-R/L	single	standard	0.375	no	yes w/ slots	flush	no
8A/B-231-BR/L	single	heavy	0.375	no	yes w/ slots	flush	no
11-231-R/L	single	standard	0.375	no	yes w/ slots	offset	no
17-231-R/L	single	standard	0.375	no	yes w/ slots	offset	yes/loose
17A/B-231-R/L	single	standard	0.375	no	yes w/ slots	offset	yes/riveted
18X-231-AR/L	single	light	0.375	no	yes w/ slots	flush	yes/riveted
18X-231-BR/L	single	heavy	0.375	no	yes w/ slots	flush	yes/riveted
19-231-R/L	single	standard	0.375	no	yes w/ slots	flush	yes/loose
19A/B-231-R/L	single	standard	0.375	no	yes w/ slots	flush	yes/riveted
20A/B-231-R/L	single	standard	0.375	no	yes w/ slots	offset	yes/riveted
27A/B-231-R/L	single	standard	0.375	no	yes w/ slots	offset	yes/riveted
28-231-AR/L	single	standard	0.375	no	yes w/ slots	flush	yes/riveted
30A/B-231-R/L	single	standard	0.375	no	yes w/ slots	flush	yes/riveted
38-231-R/L	single	standard	0.375	no	yes w/ slots	flush	no
38X-231-R/L	single	standard	0.375	no	yes w/ slots	flush	yes/riveted
51A/B-231-ER/EL	single	standard	0.375	no	yes w/ slots	flush	yes/riveted
64-231-BR/L	single	heavy	0.375	no	yes w/ slots	flush	no
71-231-R/L	single	standard	0.375	no	yes	flush	no
74-231-BR/BL	single	heavy	0.375	no	yes	flush	no
77-231-MR/ML	single	standard	0.375	no	yes	offset	no
87-231-R/L	single	standard	0.375	no	yes	flush	no
88-231-R	single	standard	0.375	no	yes	offset	no
88-231-R/L	single	standard	0.375	no	yes	flush	no
240-R/L	dual	standard	0.375	no	no	n/a	no
1-240-R/L	dual	standard	0.375	no	no	n/a	no
1-240-UR/L	dual	standard	0.375	no	no	n/a	no
1-240-NTR/L	dual	standard	0.375	no	no	n/a	no
1-240-SSR/L	dual	standard	0.375	no	no	n/a	no
2-240-MR/L	dual	standard	0.375	no	no	n/a	no
2-240-NTR/L	dual	standard	0.375	no	no	n/a	no
8-240-R/L	dual	standard	0.375	no	no	n/a	no
8-240-UR/L	dual	standard	0.375	no	no	n/a	no
8-240-BR/L	dual	heavy	0.375	no	no	n/a	no
8-240-SSR/L	dual	standard	0.375	no	no	n/a	no
8-240-SSUR/L	dual	standard	0.375	no	no	n/a	no
8D-240-R/L	dual	standard	0.375	no	no	n/a	no
8E-240-R/L	dual	standard	0.375	no	no	n/a	no
8X-240-R/L	dual	standard	0.375	no	no	n/a	yes/riveted
8X-240-BR/L	dual	heavy	0.375	no	no	n/a	yes/riveted
11-240-R/L	dual	standard	0.375	no	no	n/a	no
12-240-R/L	dual	standard	0.375	no	no	n/a	no
14-240-R/L	dual	standard	0.375	no	no	n/a	no
15-240-NTR	dual	standard	0.375	no	no	n/a	no
18B-240-BR/L	dual	heavy	0.375	no	no	n/a	yes/riveted
18X-240-BR/L	dual	heavy	0.375	no	no	n/a	yes/riveted
21D-240-AR/L	dual	light	0.375	no	no	n/a	no
22-240-R/L	dual	standard	0.375	no	no	n/a	yes/riveted
23-240-R/L	dual	standard	0.375	no	no	n/a	no
24-240-R/L	dual	standard	0.375	no	no	n/a	no
66-240-BR/L	dual	heavy	0.375	no	no	n/a	no
67-240-R/L	dual	standard	0.375	no	no	n/a	no

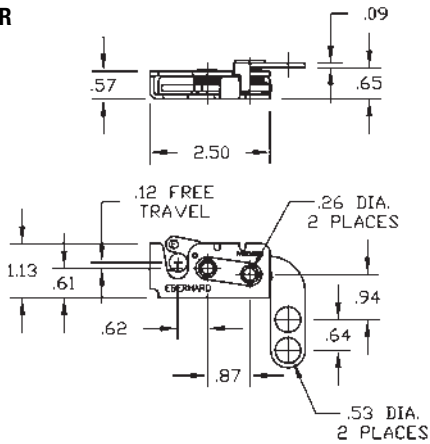
Adapter Hole Dia.	Mtg. Holes	Lever Arm Style	Other
n/a	.15	vertical-w/ .13 dia. hole.	max load 100 lbs.
n/a	.26	vertical-up rotation w/ .26 dia. hole.	max load 100 lbs.
n/a	.26	vertical-up rotation w/ .26 dia. hole.	max load 100 lbs.
n/a	.26	vertical-below rotary w/ .26 dia. hole.	max load 100 lbs.
0.265	1/4-20	separate-bell crank style.	order adapters separately
n/a	solid	vertical-w/ .25 dia. hole.	
0.12	solid	vertical-w/ .25 dia. hole.	adapter either up or down
0.265	solid	horizontal-w/ adapter.	adapter either up or down
n/a	1/4-20	horizontal-w/ .25 dia. hole.	
n/a	.26	vertical-w/ .25 dia. hole.	
n/a	.26	vertical-w/ rod adapter.	adapter either up or down
n/a	.26	horizontal-w/ two lever arms and holes.	
n/a	.26	horizontal-w/ .25 dia. hole.	
0.17	solid	horizontal-w/ rod adapter.	
0.12	.26	vertical-w/ rod adapter.	
0.12	.26	vertical-w/ rod adapter.	
n/a	.26	horizontal-w/ .25 dia. hole.	
0.17	.26	horizontal-w/ rod adapter.	adapter either up or down
0.11	.26	horizontal-w/ rod adapter.	adapter either up or down
0.17	.26	horizontal-w/ rod adapter.	adapter either up or down
0.12	.26	vertical-w/ rod adapter.	case-hardened case & laminated latch pawl
0.12	.26	horizontal-w/ rod adapter.	adapter either up or down
n/a	.26	vertical-w/ .25 dia. hole.	
0.11	.26	vertical-w/ rod adapter.	
.11	.26	horizontal-w/ rod adapter.	adapter either up or down
n/a	solid	vertical-w/ .23 dia. hole.	
n/a	solid	vertical-below rotary w/ 2 holes.	
n/a	.26	vertical with .25" diam. hole.	
n/a	M6 x 1.0	horizontal	
n/a	.26	horizontal on base	
n/a	solid	vertical with bend, grip.	
n/a	.26	horizontal on base.	
n/a	1/4-20	horizontal-w/ .25 dia. hole.	w/ 240-52 striker
n/a	1/4-20	horizontal-w/ .25 dia. hole.	nonthreaded spacers
n/a	1/4-20	horizontal-w/ .25 dia. hole.	stainless steel
n/a	.26	horizontal-w/ .25 dia. hole.	
n/a	1/4-20	horizontal-w/ .25 dia. hole.	
n/a	M5 x 0.8	vertical-downward release w/ two holes.	
n/a	.26	vertical-downward release w/ two holes.	nonthreaded spacers
n/a	1/4-20	vertical-w/ .25 dia. hole.	
n/a	1/4-20	vertical-w/ .25 dia. hole.	w/ 240-52 striker
n/a	1/4-20	vertical-w/ .25 dia. hole.	
n/a	1/4-20	vertical-w/ .25 dia. hole.	stainless steel
n/a	1/4-20	vertical-w/ .25 dia. hole.	w/ 240-S52U striker
n/a	1/4-20	vertical-w/ .25 dia. hole.	dovetail rotary
n/a	1/4-20	vertical-w/ .25 dia. hole.	enlarged opening
0.26	1/4-20	vertical-w/ rod adapter.	
0.26	1/4-20	vertical-w/ rod adapter.	
n/a	1/4-20	horizontal-w/ two .25 dia. holes.	
n/a	1/4-20	horizontal-extended w/ thumb release.	
n/a	1/4-20	horizontal-w/ bend and plastisol.	
n/a	.26	vertical-below rotary.	nonthreaded spacers
0.12	1/4-20	vertical-w/ rod adapter.	
0.12	1/4-20	vertical-w/ rod adapter.	
n/a	1/4-20	horizontal-w/ .25 dia. hole.	dovetail mini rotary
0.12	1/4-20	vertical-w/ rod adapter.	enlarged opening
n/a	1/4-20	horizontal-w. two lever arms and holes.	
n/a	1/4-20	horizontal-extended w/ .25 dia. hole.	
n/a	1/4-20	horizontal-w/ two lever arms and holes.	
n/a	1/4-20	horizontal-extended w/ two .25 dia. holes.	

Mini Rotary Chart

Part Number	Single or Dual Stage	Spring	Striker Diameter	Over Travel	Integral Mtg. Bracket	Bracket Flush/Offset	Adapter Yes/No
241-R/L	single	standard	0.375	no	no	n/a	no
241-UR/L	single	standard	0.375	no	no	n/a	no
241-SSR/L	single	standard	0.375	no	no	n/a	no
1-241-R/L	single	standard	0.375	no	no	n/a	no
1-241-SSR/L	single	standard	0.375	no	no	n/a	no
1-241-SUR/L	single	standard	0.375	no	no	n/a	no
2-241-R/L	single	standard	0.375	no	no	n/a	no
2-241-MR/L	single	standard	0.375	no	no	n/a	no
5-241-SSL	single	standard	0.375	no	no	n/a	no
6-241-R/L	single	standard	0.375	yes	no	n/a	no
7X-241-R/L	single	standard	0.375	no	no	n/a	no
8-241-R/L	single	standard	0.375	no	no	n/a	no
8-241-SSR/L	single	standard	0.375	no	no	n/a	no
11-241-R/L	single	standard	0.375	no	no	n/a	no
13-241-BR/L	single	heavy	0.375	no	no	n/a	no
17A-241-R/L	single	standard	0.375	no	no	n/a	yes/riveted
25-241-AR	single	light	0.375	no	no	n/a	no
26-241-NTR/L	single	standard	0.375	yes	no	n/a	no
75-241-MR	single	standard	0.375	no	no	n/a	no
78-241-MR/L	single	standard	0.375	no	no	n/a	no
80-241-MR/L	single	standard	0.375	no	no	n/a	no
82-241-MR/L	single	standard	0.375	no	no	n/a	no
83-241-MR/L	single	standard	0.375	no	no	n/a	no
84-241-R/L	single	standard	0.375	no	no	n/a	no
85-241-R/L	single	standard	0.375	no	no	n/a	no
89-241-R/L	single	standard	0.375	no	no	n/a	no
F8X-241-R/L	single	standard	0.375	no	no	n/a	yes/riveted
10-242-UR	dual	standard	0.375	yes	no	n/a	no
3-242-R/L	dual	standard	0.375	yes	no	n/a	no
4-242-UAR	dual	light	0.375	yes	no	n/a	no
4-242-UR	dual	standard	0.375	yes	no	n/a	no
5-242-R/L	dual	standard	0.375	yes	no	n/a	no
5-242-XR/L	dual	standard	0.375	yes	no	n/a	no
8-242-R/L	dual	standard	0.375	yes	no	n/a	no
243-MR/L	dual	standard	0.375	yes	no	n/a	no
8-245-SSR	dual	standard	0.375	no	no	n/a	no
8-247-R/L	single	standard	0.375	no	no	n/a	no
8-247-BR/L	single	heavy	0.375	no	no	n/a	no
10-260-BR/L	multi	heavy	0.250	no	no	n/a	yes/riveted
11T-260-BR	multi	heavy	0.250	no	no	n/a	yes/riveted

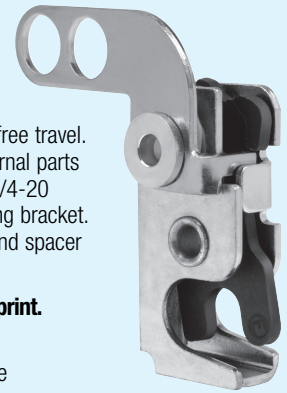
Adapter Hole Dia.	Mtg. Holes	Lever Arm Style	Other
n/a	1/4-20	horizontal-w/ .25 dia. hole.	
n/a	1/4-20	horizontal-w/ .25 dia. hole.	w/ 240-52 striker
n/a	1/4-20	horizontal-w/ .25 dia. hole.	stainless
n/a	1/4-20	horizontal-w/ .25 dia. hole.	
n/a	1/4-20	horizontal-w/ .25 dia. hole.	
n/a	1/4-20	horizontal-w/ .25 dia. hole.	w/ 240-S52U striker
n/a	1/4-20	vertical-below rotary w/ 2 holes.	
n/a	M5 x .8	vertical-below rotary w/ 2 holes.	
n/a	1/4-20	horizontal-w/ .25 dia. hole.	hole in bottom of case for micro switch
n/a	1/4-20	horizontal-extended w/ .25 dia. hole.	
n/a	.26	horizontal-w/ bend.	
n/a	1/4-20	vertical-w/ .25 dia. hole.	
n/a	1/4-20	vertical-w/ .25 dia. hole.	stainless steel
n/a	1/4-20	horizontal-w/ 2 lever arms w/ .25 dia. holes.	
n/a	1/4-20	horizontal-w/ offset, .25 dia. hole.	
0.26	1/4-20	horizontal -w/ adapter.	adapter in up position
n/a	1/4-20	horizontal- w/ .14 dia. hole.	
n/a	.28	vertical-below rotary with .25 dia. hole.	nonthreaded spacers
n/a	M6 x 1.0	vertical-w/ overmold, height 1.79".	
n/a	M6 x 1.0	vertical-w/ bend in lever, grip.	
n/a	M6 x 1.0	vertical-no hole.	
n/a	M6 x 1.0	horizontal-w/ offset and carb clip.	
n/a	M6 x 1.0	vertical-w/ carb clip.	
n/a	.26	vertical-extended w/ .25 dia. hole.	
n/a	.26	vertical-w/ finger release.	
n/a	1/4-20	two release levers.	
0.26	1/4-20	vertical-w/ adapter.	
n/a	.26	Bell Crank Style with 3 holes.	order adapters separately
n/a	.26	horizontal-w/ release lever, .53 dia. hole.	order adapters separately
n/a	.26	vertical-below rotary w/ 2 .53 dia. holes.	order adapters separately
n/a	.26	vertical-below rotary w/ 2 .53 dia. holes.	order adapters separately
n/a	.26	horizontal-w release lever, .53 dia. hole.	order adapters separately
n/a	.26	horizontal-w/ bent release lever, .53 dia. hole.	order adapters separately
n/a	.26	vertical-w/ .25 dia. hole.	order adapters separately
n/a	M6 x 1.0	horizontal-down offset w/ .21 dia. hole.	laminated latch pawl
n/a	1/4-20	vertical-no hole.	pawls .25 thick
n/a	1/4-20	vertical-w/ .25 dia. hole.	3 mounting holes
n/a	1/4-20	vertical-w/ .25 dia. hole.	3 mounting holes
.27	.26	two lever arms.	one rod adapter
.27	1/4-20	two lever arms.	two rod adapters

No. 4-242-UR



No. 4-242-UR

Double-stage Mini Rotary was designed to be used in multipoint applications. When the latch and striker are engaged in the primary position, the rotary lock will have .12" free travel. The housing is zinc-plated and the internal parts have an Everlube finish. Can use two 1/4-20 grade 8 bolts for installation or mounting bracket.
No. 16592-R. The actuator, washer, and spacer are shipped loose.



NOTE: See page 114 for Rod Adapter print.

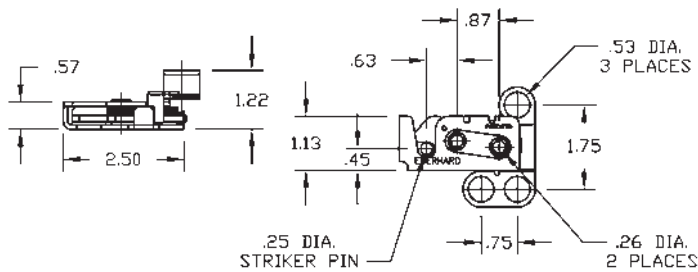
No. 10-242-UR

Rotary with release lever designed for three rod adapters.

No. 8-242-R&L

Rotary latch with single release lever

No. 10-220-UR



No. 10-220-UR&L

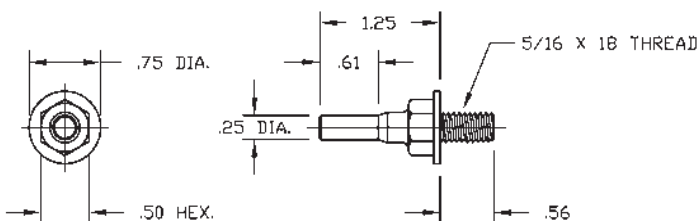
Ideal for use in multipoint applications such as truck toolboxes in conjunction with our 862 Series push buttons. The housing has a yellow zinc finish with all internal components having an Everlube finish. Part comes with an actuator arm designed for use with rod adapter. For .265" rod.

No. 16-220-50R

Rotary only less release lever.

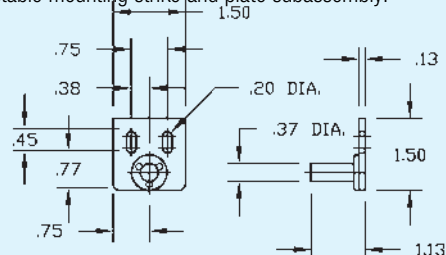
No. 7950-52U


External hex mounting striker bolt.




No. 16-240-52

Adjustable mounting strike and plate subassembly.





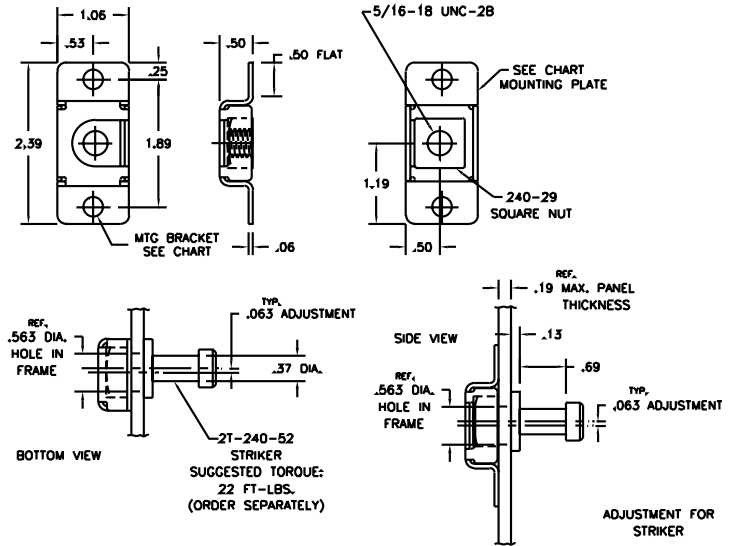
No. AL-400-28
Plate




No. 240-29
Nut

No. 3-240-53U

ASSEMBLY P/N	MTG. PLATE #	MATERIAL	HOLES
240-53U	400-28	CARBON STEEL, ZINC-PLATED	NONE
AL-240-53U	AL-400-28	ALUMINUM, PLAIN	NONE
3-240-53U	3-400-28	CARBON STEEL, ZINC-PLATED	.29/28 DIA.
AL3-240-53U	AL3-400-28	ALUMINUM, PLAIN	.29/28 DIA.



No. 1-16592-SSR

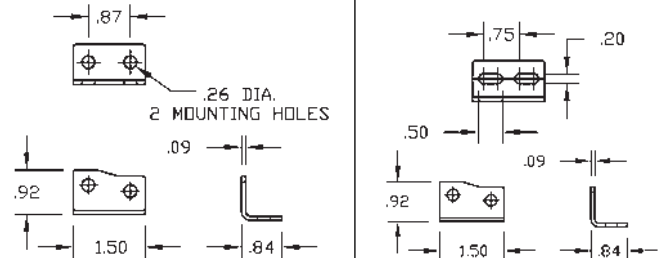


No. 16592-R/No. 16592-SSR

Mounting bracket.
Zinc-plated or stainless steel.
Available in right or left hand.


No. 1-16592-SSR

With mounting slots. 300 series stainless steel.
Available in right or left hand.



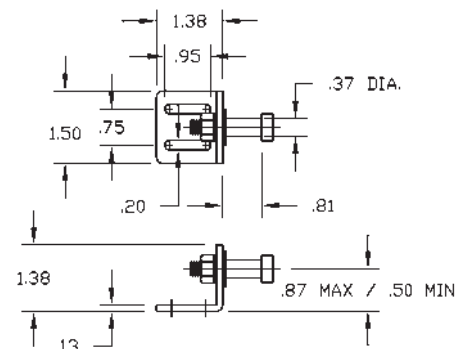
No. 1-16645-PK

Adjustable striker.



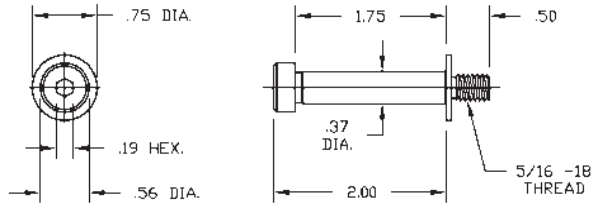
Striker assembly with a .375" dia. striker pin, .750" horizontal adjustment, and a .375" vertical adjustment. Comes with a zinc with yellow chromate finish. Shipped unassembled.

No. 1-16645-PK



No. 3-240-52U

Extended hex bolt striker and washer.

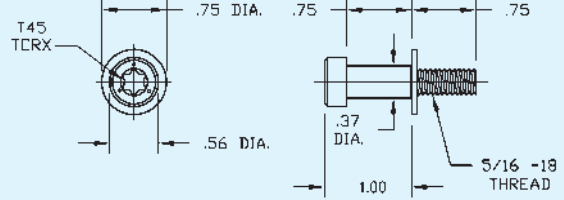


No. 3-240-10

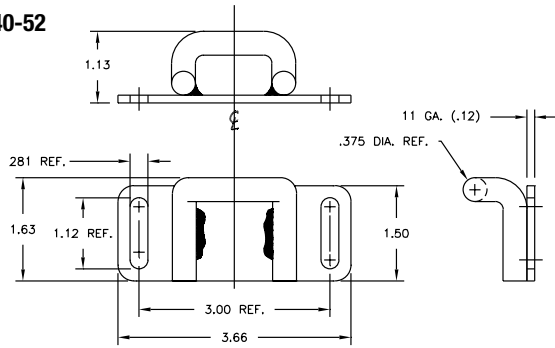
Less washer.

No. 1T-240-52U

Torx® drive striker bolt and washer.



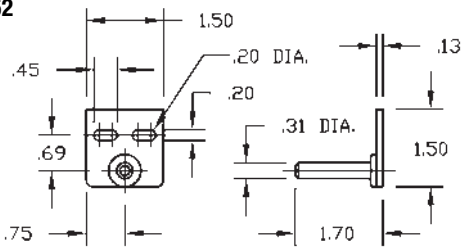
No. 18-240-52



No. 18-240-52




No. 4-240-52



No. 4-240-52

Adjustable striker plate subassembly.

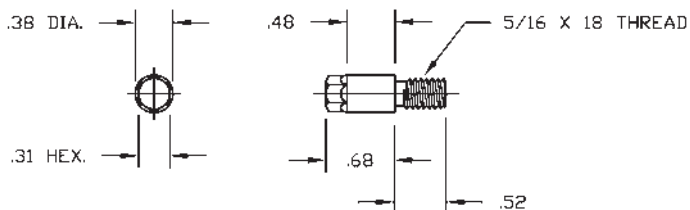


No. 15-240-52


Same as 4-240-52 except mounting holes are vertical.

No. 4H-240-10


External hex drive striker bolt.



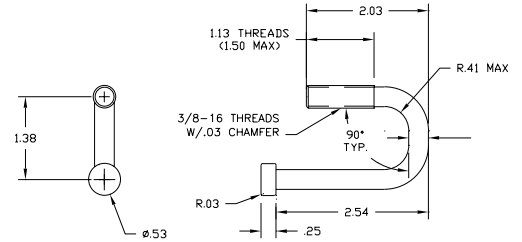
No. 4H-240-10



No. 19-240-10
Large hook striker.

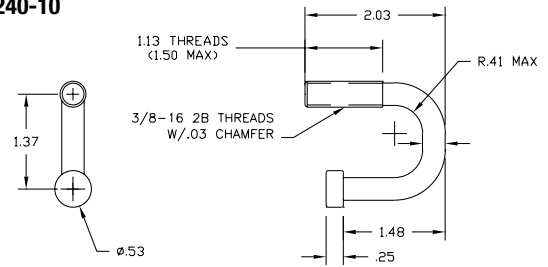


No. 19-240-10




No. 20-240-10
Small hook striker.

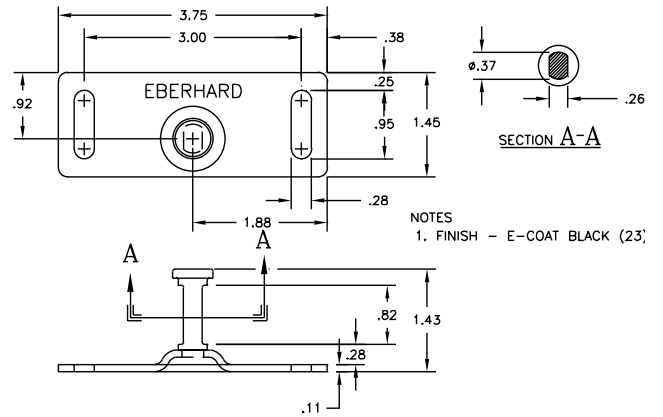
No. 20-240-10



No. 17-240-52

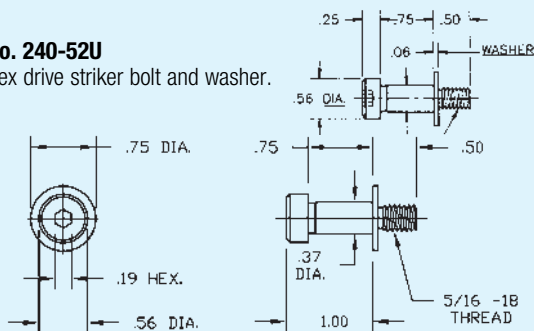


No. 17-240-52

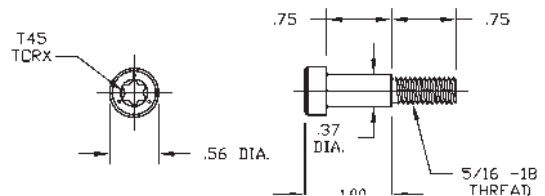


No. 27-240-52
With .98" slotted holes.

No. 240-52U
Hex drive striker bolt and washer.



No. 1T-240-10
Torx® drive striker bolt.



No. 10-260-R

Multistage Mini Rotary latch with one built-in rod adapter on lower arm and two mounting holes. Designed to be used with .25 dia. striker (No. 7950-52U). Maximum load rating is 750 lbs. and is ideal for applications that require looser tolerances such as toolbox lids or cabinet doors.

No. 10-260-BR

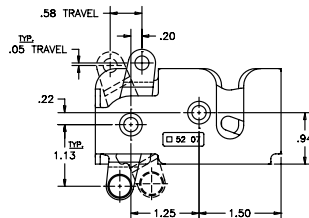
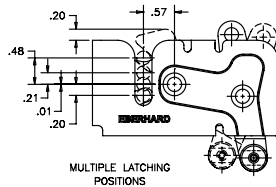
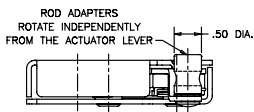
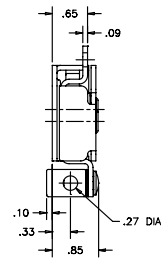
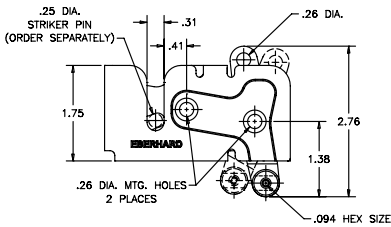
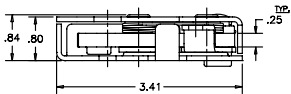
With heavy spring.

Weight: .225 lbs.

No. 11T-260-BR

Multistage Mini Rotary latch with two offset lever arms each with rod adapter attached for 1/4" rods, heavy spring, and 1/4-20 mounting holes.

No. 10-260-R



No. 1-300-R&L

This dual stage latch is intended for use on compartment doors or on any other enclosure that would benefit from positive latching. Its compactness and simplicity allow it to be used in many applications where economy of space is desirable.

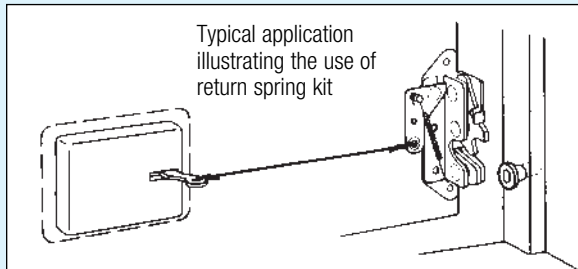
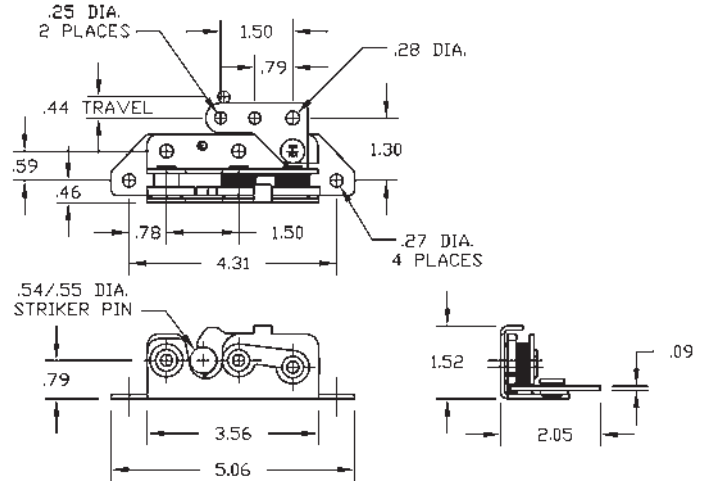
When the door is closed, the gripping member of the latch captures the shank of the striker pin. The design permits easy trip-release action, positive gripping and smooth opening and closing. Both primary and secondary latching capabilities are inherent in the design.

Heat-treated latch members and a stainless steel spring increase durability. Black coated pawls are provided for corrosion resistance and smooth function.

Finish: Zinc-plated.
Weight: .63 lbs.



No. 1-300-R



No. 2-300-P5

Lever Arm Return Spring Kit. Has heavy (29.3 lb./in.) spring.


No. 3-300-P5

Lever Arm Return Spring Kit. Has light (2.7 lb./in.) spring.

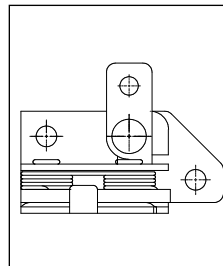
No. 16-300-R

Uniquely designed rotary latch satisfies a wide variety of application requirements. Ideal to fit tubular constructed bulk handling containers. Trip lever designed for ease of activation when needed.

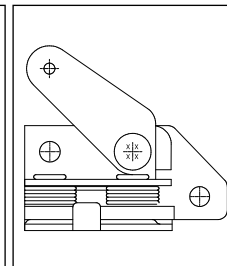
Finish: Zinc-plated
Weight: .66 lbs.




Actuator Options



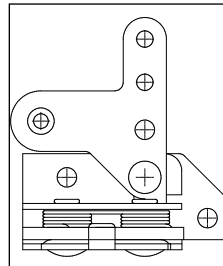
No. 6-300-R&L



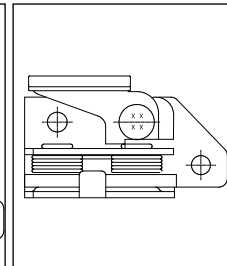
No. 7-300-R&L



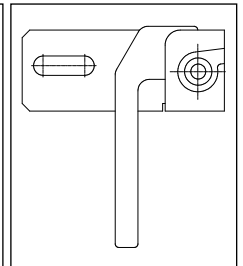
No. 8-300-R&L



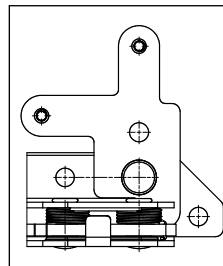
No. 9-300-R&L



No. 19-300-R&L
Plastisol Handle

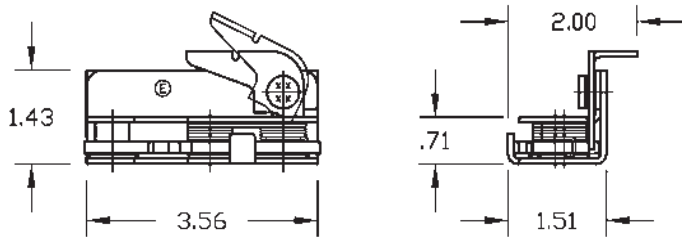


No. 20-300-R&L



No. 39-300-R&L

No. 12-450-R




No. 12-450-R&L

Right-hand shown.

These rotary latches offer the benefits of positive rotary action with the convenience of easy thumb release. Uses .55" dia. striker.

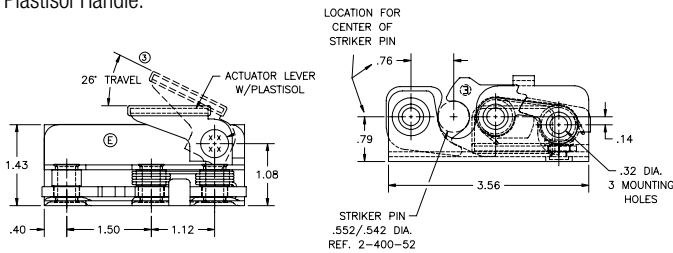
Finish: Zinc-plated
Weight: .57 lbs. for latch



Recommended Striker:
No. 2T-400-52

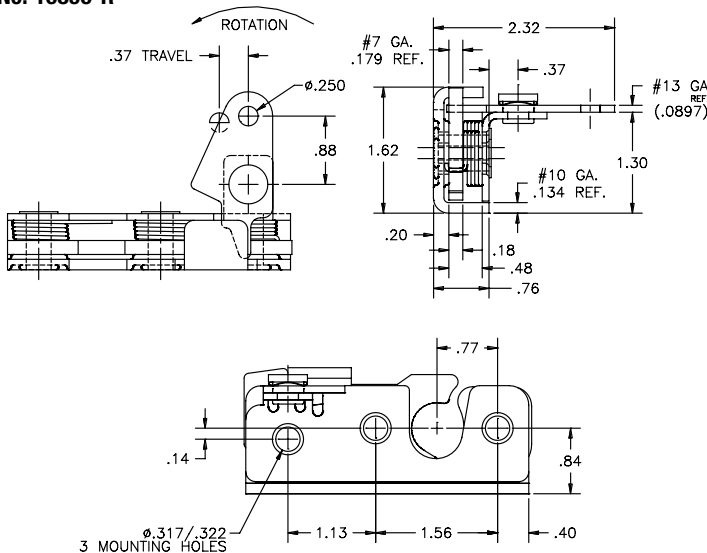
No. 13-450-R

Plastisol Handle.



No.	Similar To	Variations
12-450-R&L	—	Has three 1/4" dia. holes for mounting.
13-450-R&L	12-450-R&L	Actuator arm opposite direction and Plastisol handle.
T-450-R&L	12-450-R&L	Has three 1/4" dia. threaded holes for mounting.
17-450-R&L	—	Three holes in release lever.
8X-450-R&L	—	Rod adapter.

No. 16896-R



No. 16896-R


Dual stage rotary latch for .63 diameter striker.

No. 7-16896-R&L

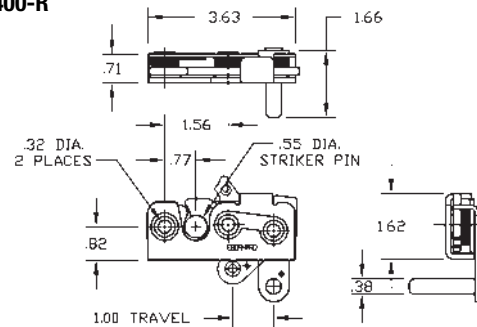
Dual stage rotary latch for .63" diameter striker, vertical release lever.

No. 7-17400-R&L

Dual stage rotary with release knob.



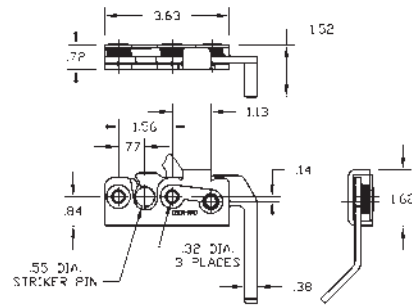
No. 7-17400-R



No. 21-17400-R

Dual stage rotary with 3.87" bent lever arm.

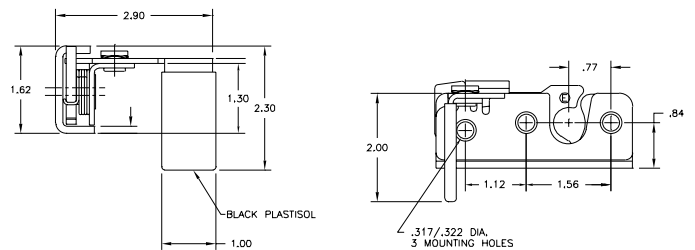
No. 21-17400-R



No. 29-17400-L

Dual stage rotary with large Plastisol thumb release.

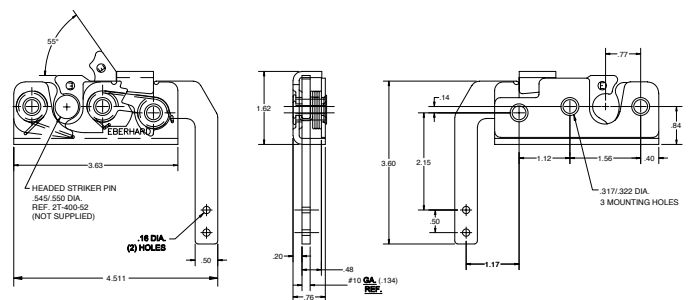
No. 29-17400-L



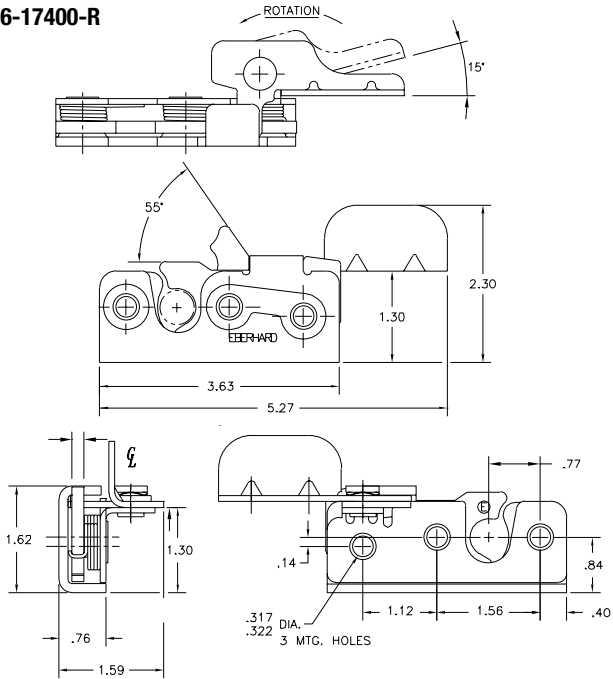
No. 25-17400-R

Dual stage rotary with 3.60" straight lever arm with two .16" diameter holes.

No. 25-17400-R




No. 6-17400-R

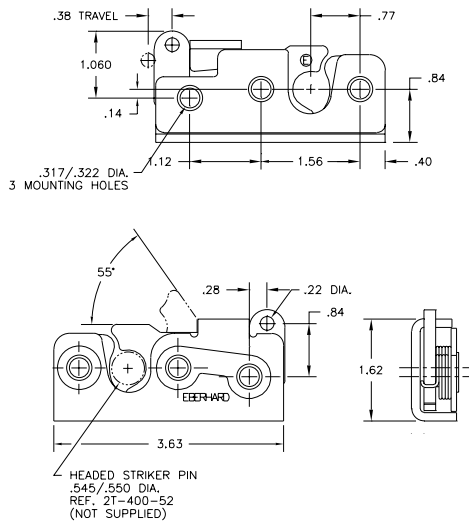


No. 6-17400-R

Dual stage rotary with thumb release in up position.



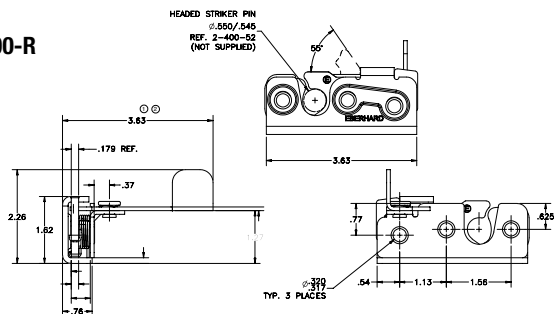
No. 11-17400-R



No. 11-17400-R

Dual stage rotary.

No. 17400-R



No. 17400-R&L

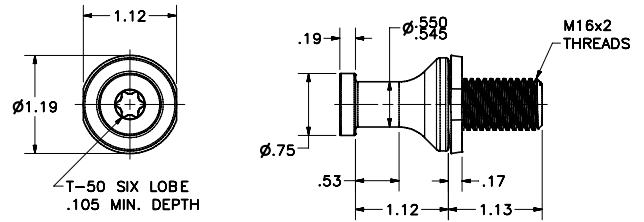
Dual stage rotary latch with extended lever arm and thumb release.

No. 2T-16906-52M


Six lobe striker pin with .55 dia. and washer with an electroplated zinc finish.

No. 5-16906-52M

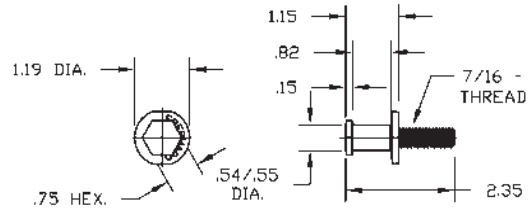
Hex head striker pin with .55 dia. and washer.




No. 5-400-52



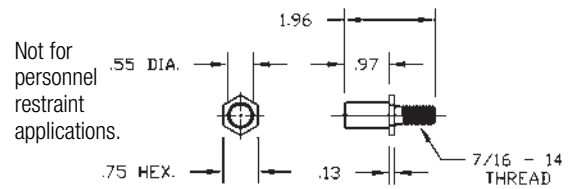
No. 5-400-52



No. 16642-10



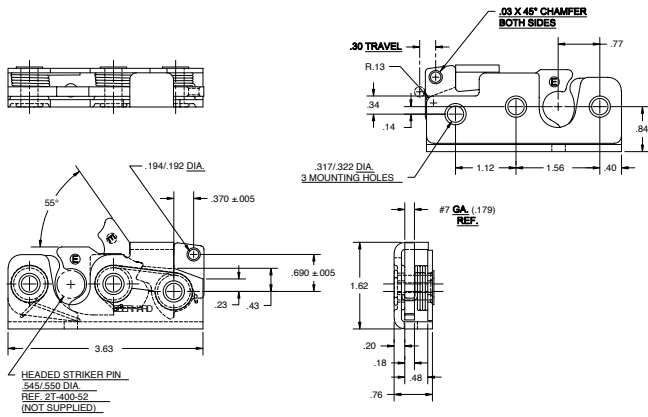
No. 16642-10



No. 1-16642-10

Overall length is 2.70".

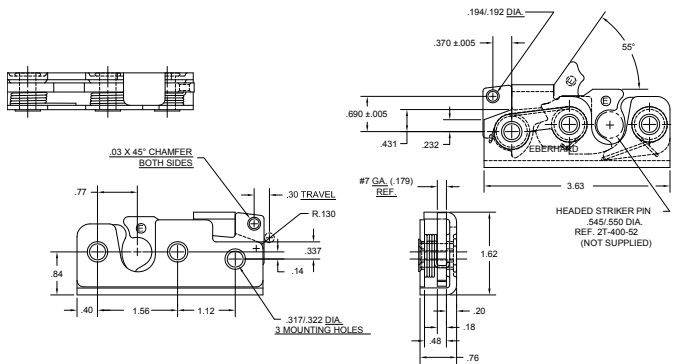
No. 16716-R



No. 16716-R&L

Single stage rotary with vertical release lever, three .317 dia. mounting holes, accepts .54 dia. striker.

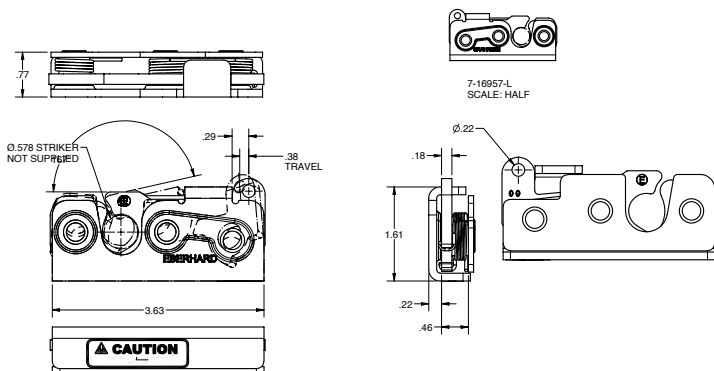
No. 1-16716-R



No. 1-16716-R&L

Same as **16716-R&L** except with a .250 dia. hole in bottom of rotary for micro switch.

No. 7-16957-R

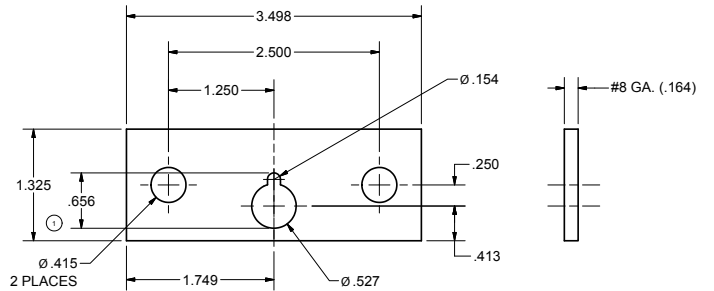


No. 7-16957-R&L

Single stage rotary with horizontal release lever, three .322 dia. mounting holes, accepts .57" dia. striker.

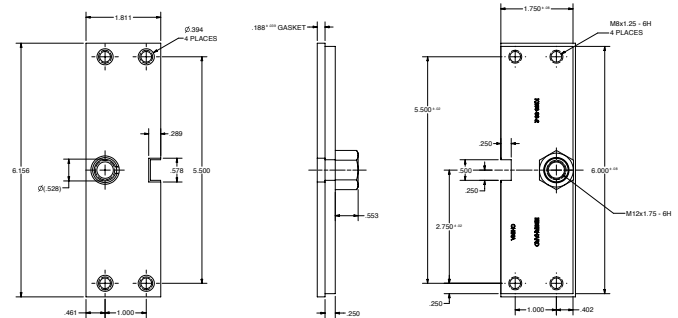
No. 3-19400-15
Striker shim plate. Zinc-finish.

No. 3-19400-15



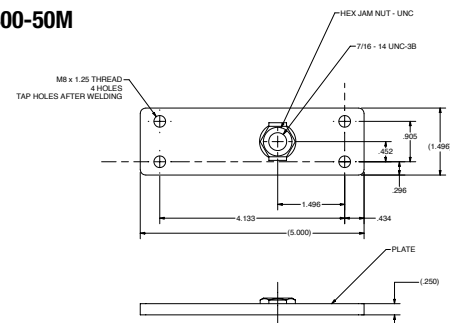
No. 1T-19400-50M
Striker plate with nut and gasket. Zinc-plated.

No. 1T-19400-50M



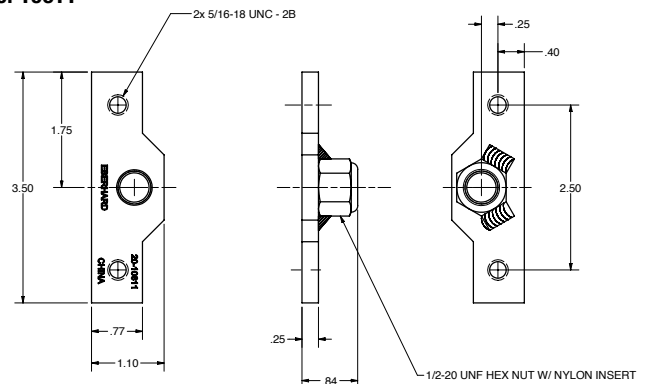

No. 2T-19400-50M
Striker plate with nut. Zinc-plated.

No. 2T-19400-50M

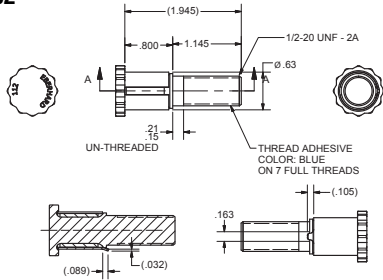


No. 10611
Plate with weldnut. Zinc-plated.

No. 10611




No. 12PT-19400-52

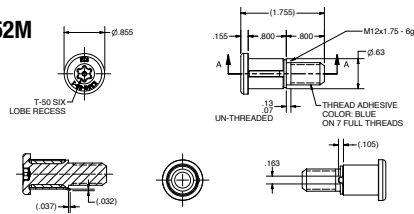


No. 12PT-19400-52

12 point striker pin with .61" dia., sleeve, 1/2-20 UNF threads. Zinc-plated.



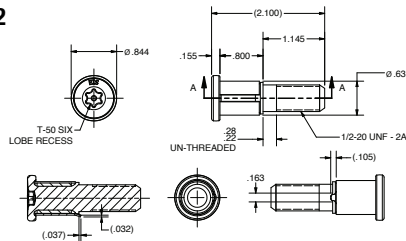
No. 1T-19400-52M



No. 1T-19400-52M

T-50 striker pin, M12 threads, sleeve, overall length 1.76". Zinc-plated.

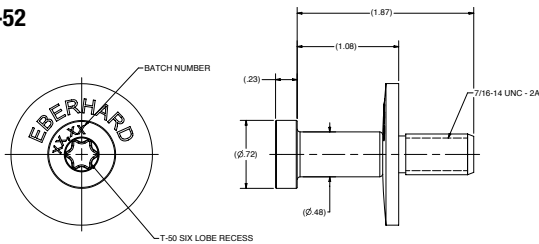
No. T-19400-52



No. T-19400-52

T-50 striker pin, 1/2-20 threads, sleeve. Overall length 2.10". Zinc-plated.

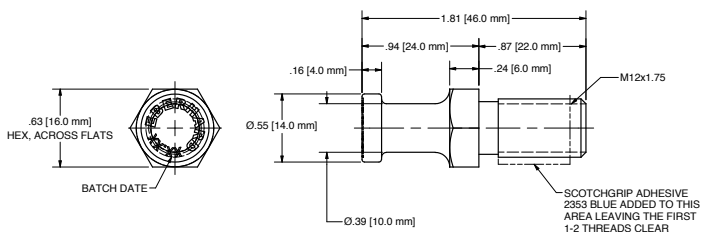
No. T-19200-52



No. T-19200-52

T-50 striker pin, 7/16-14 UNC threads, washer, overall length 2.10". Zinc-plated.

No. 17021-10M



No. 17021-10M

Striker pin with M12 x 1.75 threads, HEX, overall length 1.81". Zinc-plated.

gate hardware

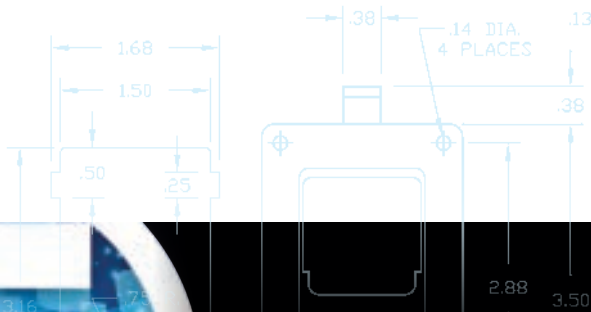
section

5

section

gate hardware

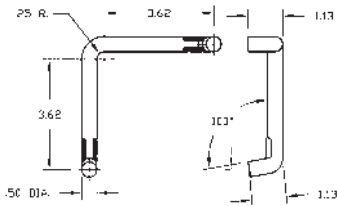
5



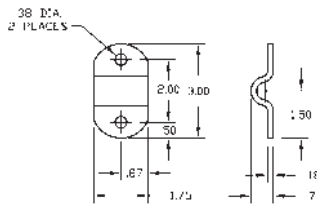
VISION & STYLE

WE'RE CHANGING THE FUTURE


No. 1



No. 2



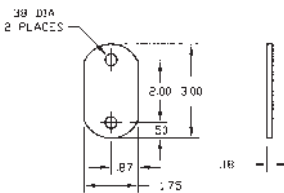
No. 2 Bearing Cap



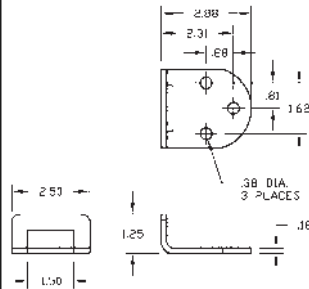
No. 3 Bearing Plate

No. 1 Handle

No. 3

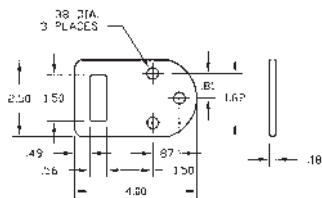


No. 4

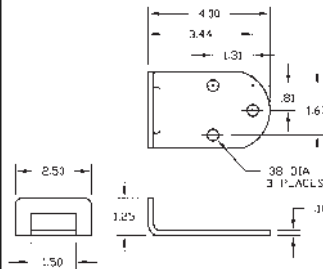


No.	Description	Weight
1	Handle	.50 lbs.
2	Bearing Cap	.25 lbs.
3	Bearing Plate	.22 lbs.
4	Regular Side Plate	.37 lbs.
5	Regular Corner Plate	.40 lbs.
6	Long Side Plate	.52 lbs.
7	Long Corner Plate	.55 lbs.

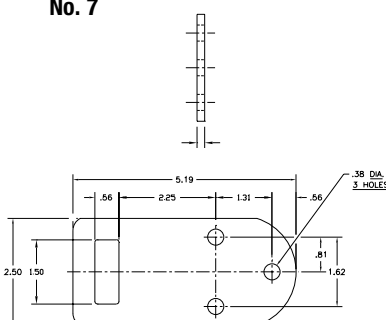
No. 5



No. 6



No. 7




Western Gate Lock Parts
1, 2, 3, 4, 5, 6, and 7
Standard Packing – 25 Pcs.
in Poly Bag


NOTE: All mounting holes for 5/16" bolts.
Finish: Zinc-plated

These popular locks operate smoothly, engage securely, and are ruggedly constructed for long service.


No. 5 Regular Corner Plate



No. 6 Long Side Plate



No. 7 Long Corner Plate



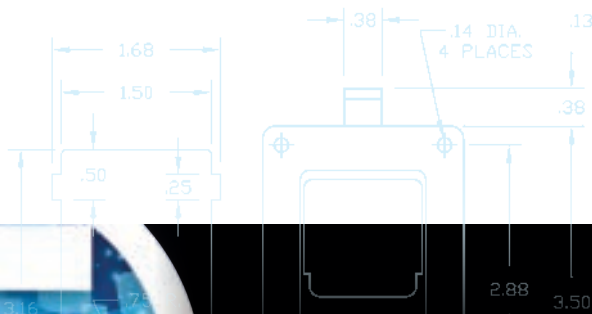
d-rings

section

6

section

d-rings **6**



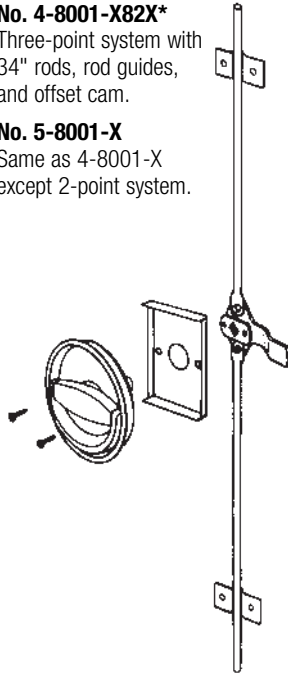
VISION & STYLE
WE'RE CHANGING THE FUTURE

No. 8001-X



No. 4-8001-X82X*
Three-point system with 34" rods, rod guides, and offset cam.

No. 5-8001-X
Same as 4-8001-X except 2-point system.



No. 8001-X

With cam.
Weight: .30 lbs.

No. 8001-XU

With bracket screws, offset cam, bracket.
Weight: .62 lbs.

No. 2-8001-X

Straight cam without bracket and screws.
Weight: .30 lbs.

No. 2-8001-XU

Straight cam with bracket and screws.
Weight: .44 lbs.

This versatile recessed drop-handle latch is available in a variety of finishes and latching options. Of special interest is the adjustable grip ranges of the cam – from 7/8" to 1".

The basic latch incorporates a chrome steel, recessed pan with a drop handle, and crossbar cast onto a threaded, stainless steel shank. Either a straight or offset cam can be provided. Another version incorporates an adapter plate and screws for mounting.

Finally, the latch can be converted into a multipoint system: three-point, with the addition of two rods and related brackets; or two-point with modification of the center pawl.

Finish: Chrome-plated pan and handle with zinc-plated cams.

No. 8001-50X

Recessed pan and handle only. No cam.
Weight: .28 lbs.

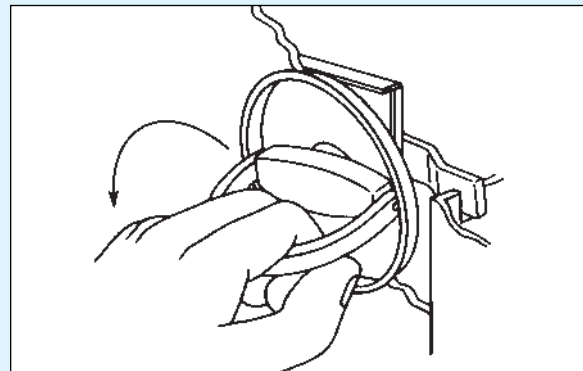
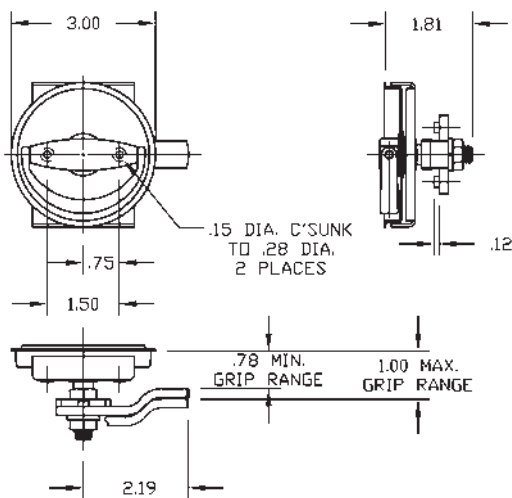
No. 8001-55U-15

Adapter plate and screws for installation of handle. Available zinc-plated.
Weight: .14 lbs.

Other options available. Consult factory.

request quote

No. 8001-XU



No. 90-U

Drop D-ring Latch Blind Mount.

The No. 90 Drop D-ring Latch Series is similar to Eberhard's No. 8001 Series. The blind-mount latch can be easily attached to a panel with the bracket. The stylized rectangular shape complements modern cabinetry design. Both are available with adjustable cams, which offer a grip range of .78" to 1.38".

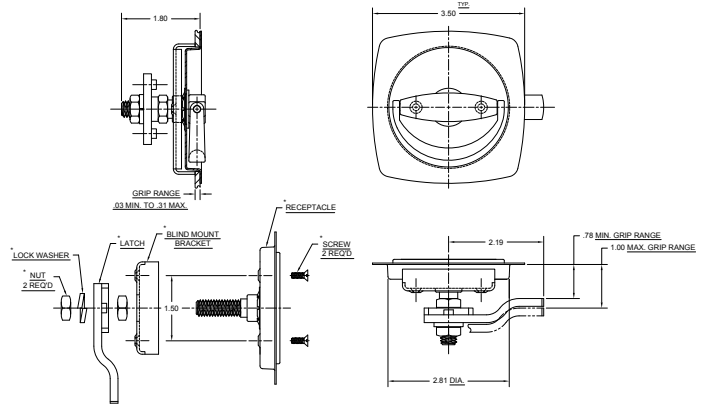


Choice of 1-, 2-, or 3-point latching.

Materials:

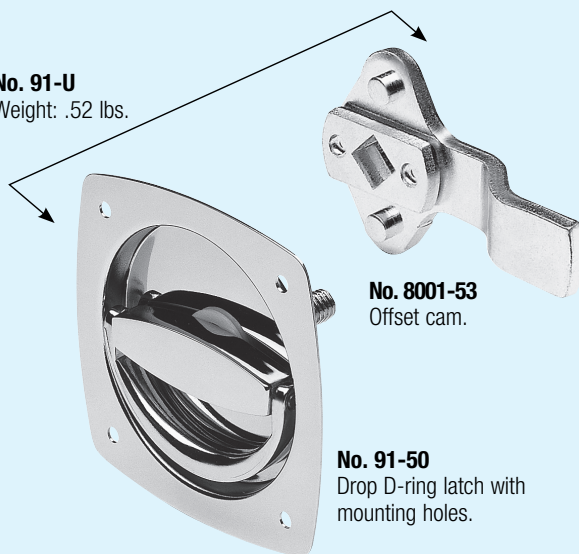
- Receptacle: carbon steel; chrome-plated, and bright-polished.
- Drop D and crossbar: zinc die cast; chrome-plated and bright-polished.
- Cam, mounting nuts, washers, and bracket: carbon steel; zinc-plated.

No. 90-U



No. 91-U

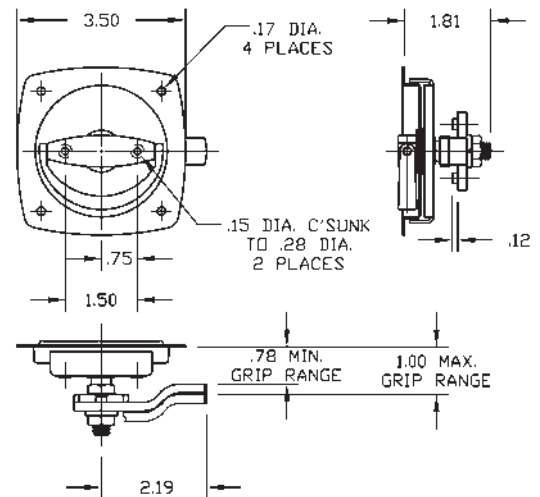
Weight: .52 lbs.



No. 8001-53
Offset cam.

No. 91-50
Drop D-ring latch with mounting holes.

No. 91-U



No. 2-91-U

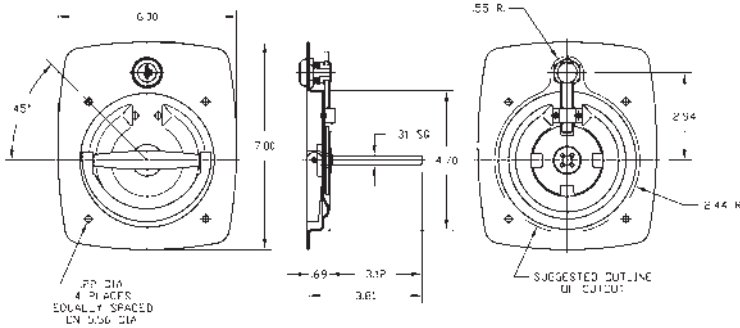
Same as No. 90-U, except comes with a straight cam instead.

No. 8001-55U

Mounting bracket and screws for installation of handle.
Weight: .14 lbs.

Other options available. Consult factory.

No. 9000-SS
(large flange)



No. 9000-SS
Key-Locking.
No. 9001-SS
Non-Key-Locking.

Eberhard large heavy-duty drop D-rings are excellent selections for the fire truck/rescue vehicle applications where easy access and a bright modern appearance are required.

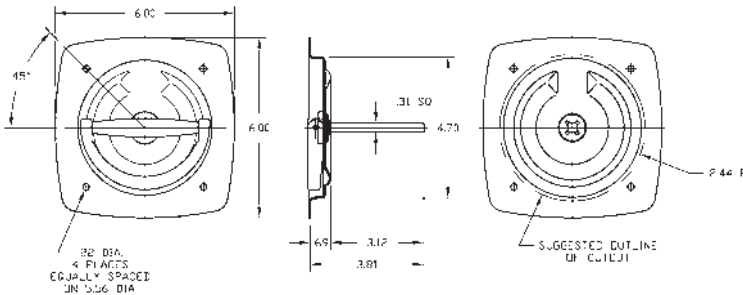


No. 9000-SS
Large, bright-polished, stainless steel, drop D-handle, key-locking with 5/16" square shank 3-13/16" long from mounting surface. Handle is zinc die cast black powder coated. Four 7/32" dia. mounting holes are standard.

Finish: Bright polished stainless steel
Weight: 1.33 lbs.

Available zinc-plated or stainless steel.

No. 9001-SS
(small flange)



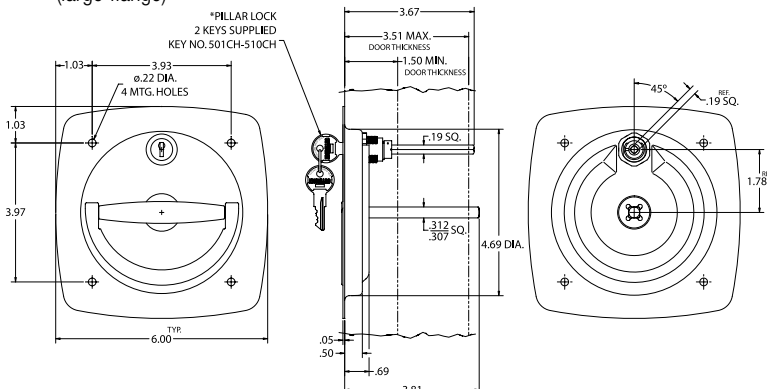
No. 9001-SS
Same as 9000-SS except Non-Key-Locking with smaller flange.

Finish: Bright polished stainless steel
Weight: .88 lbs.

No. 9001 Available zinc-plated or stainless steel.



No. 9000-SSPL
(large flange)



No. 9000-SSPL
Pillar Lock version.
Can be used with Slam Lock 206 Series (pg. 2).



Flange Gaskets Available:

No. 9000-10X gasket for large flange.
No. 9001-10X gasket for small flange.

Material: Black Buna-n 70 Durometer.
Rubber 3/64" thick.

No. 9010-SSR&L

Key-locking single-point D-ring latch. Furnished in bright polished stainless steel with black coated handle.

No. 9010-R&L

Carbon steel zinc-plated.
Weight: 1.50 lbs.

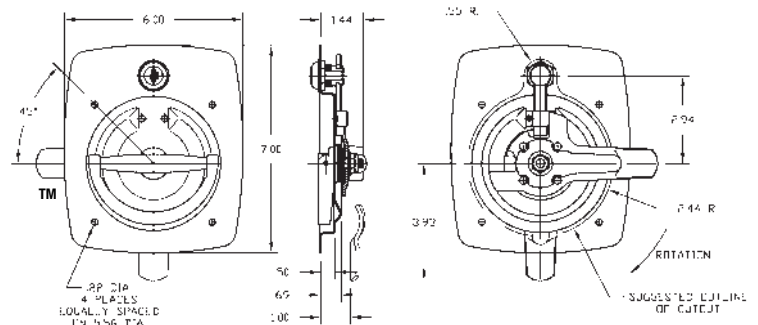
No. 9011-SSR&L

Non-Key-Locking stainless steel single-point.

No. 9011-R&L

Carbon steel zinc-plated.
Weight: 1.05 lbs.

No. 9010-SSR



Left-Hand Opposite

MID-SIZE D-RINGS

No. 900-SSR&L

Three-point key-locking D-ring.

No. 901-SSR&L

Three-point nonlocking D-ring.

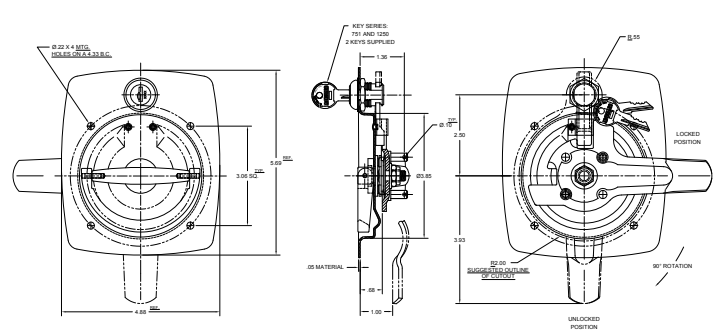
No. 11-900-SSR&L

Single-point key-locking D-ring with 1/4-20 mounting studs.

No. 11-932-SSR&L

Same as 11-900-SSR&L except with handle resting in the opposite position.

No. 900-SSR



No. 9020-SSR

No. 9020-SSR&L

Key-Locking D-ring latch set up for two-point applications. This latch has two 1/4" dia. studs for attaching rods. Eberhard No. 6902 3/8" dia. rods and No. 5646-54 rod guides are recommended. Bright polished stainless steel with black coated handle.

No. 9020-R&L

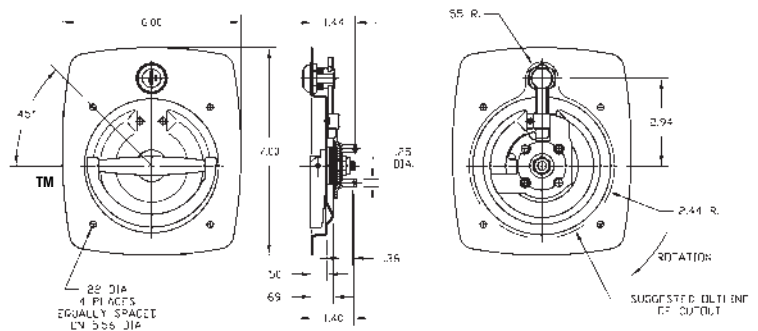
Carbon steel zinc-plated.
Weight: 1.48 lbs.

No. 9021-SSR&L

Bright polished nonlocking stainless steel.

No. 9021-R&L

Carbon steel zinc-plated.
Weight: 1.03 lbs.



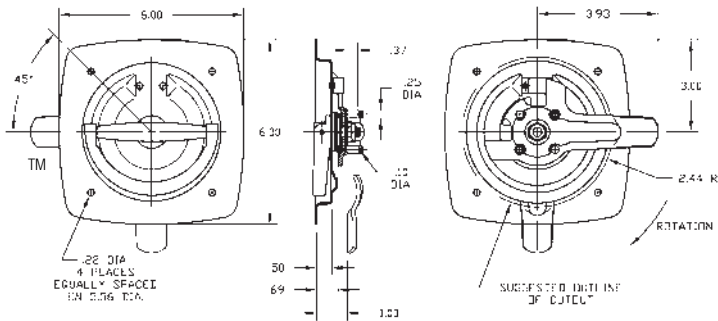
Flange Gaskets Available:

No. 9000-10X for large flange.

No. 9001-10X for small flange.

Other versions available. Consult factory.

No. 9031-SSR
(small flange)



No. 9030-SSR&L

Key-locking D-ring Latch set up for three-point applications same as 9010-SS R&L single-point with additional studs for rod attachment. Furnished in bright polished stainless steel with black coated handle.

No. 9030-R&L

Carbon steel zinc-plated.
Weight: 1.50 lbs.

No. 9031-SSR&L

Nonlocking bright polished stainless steel.

No. 9031-R&L

Carbon steel zinc-plated.
Weight: 1.05 lbs.

No. 11-9032-SSR-32

Key-locking polished stainless steel with 1/4-20 mounting studs.

Flange gaskets available:

No. 9000-10X for large flange.

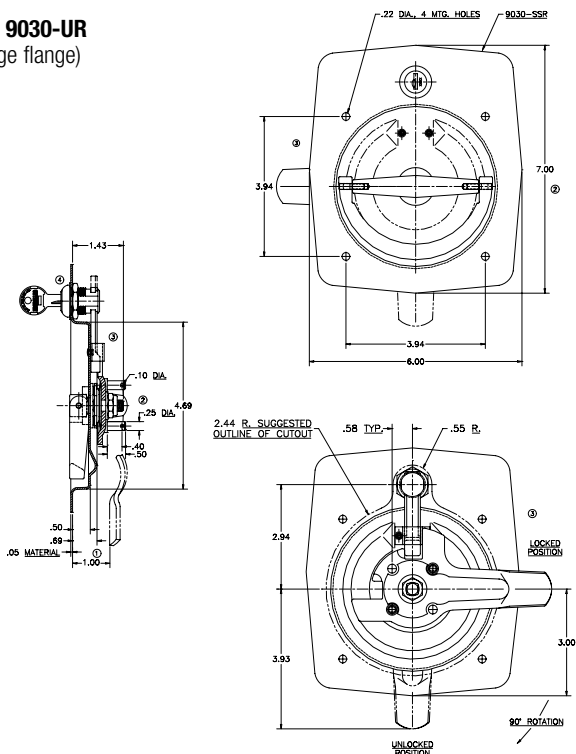
No. 9001-10X for small flange.

No. 9020-P5

Fastener package that includes cotter pins and bumpers.

Other versions available. Consult factory.

No. 9030-UR
(large flange)



No. 9030-U

Typical three-point key-locking system.

Order rods (**No. 6902-9 Series**), rod guides (**No. 5646-54**), and fastener pack (**No. 9020-P5**) separately.

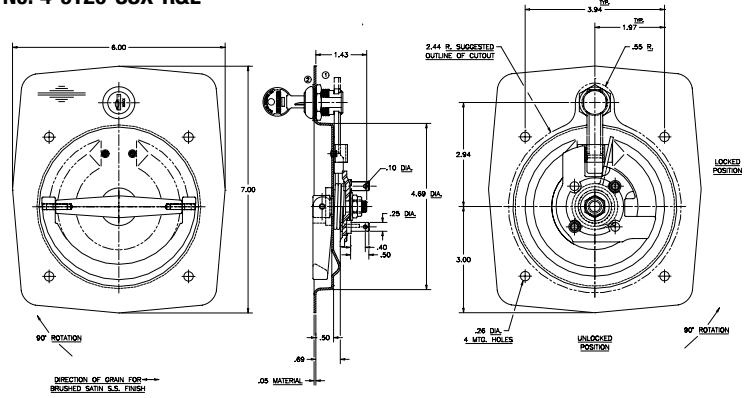
RETURN SPRINGS

No. 4-9120-SSXR&L

2-point D-ring with mounting holes, key locking, and spring return handle. Available in brushed satin finish or polished stainless steel.



No. 4-9120-SSX-R&L



No. 14W-9120-SSR&L

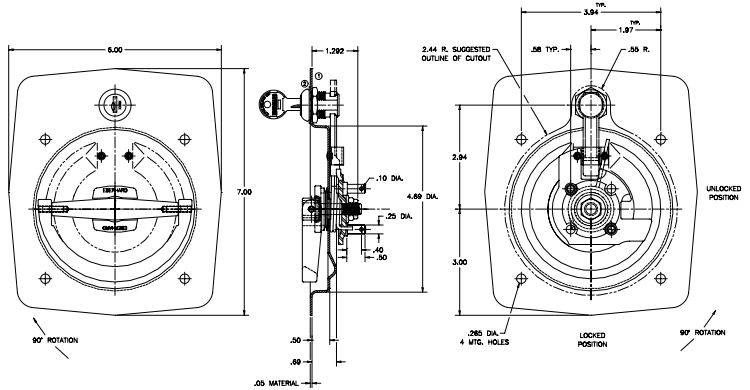
Patented

2-point D-ring with .26 dia. mounting holes, key locking, spring return handle, and water resistant O-ring.

No. 14W-9121-SSR&L

Nonlocking version.

No. 14W-9120-SSR



No. 15W-9120DB-SSR&L

Patented

2-point D-ring with .26" dia. holes, key locking with double-bitted cylinder, return spring, gasket attached, and water resistant feature. Polished stainless steel finish.

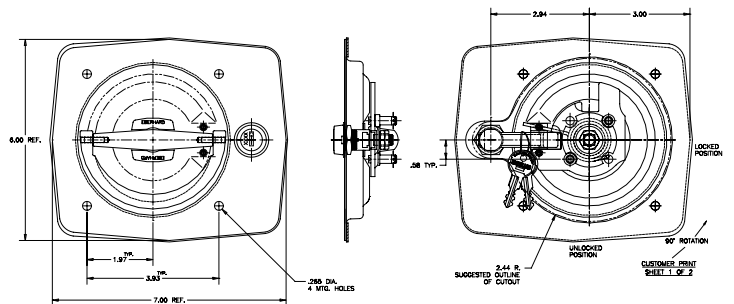
No. 15W-9120DB-SXR&L

Same as 15W-9120DB-SSR&L except studs for rods are in opposite positions.

No. 15WP-9120DB-SSR&L

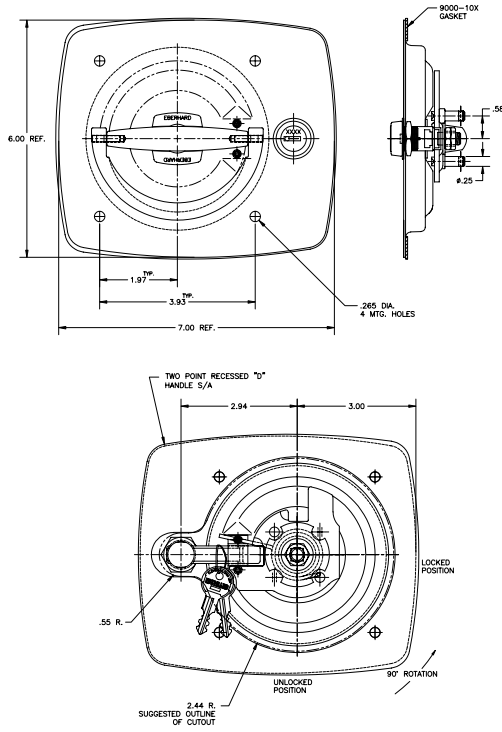
Same as 15W-9120DB-SSR&L except with power cylinder.

No. 15W-9120DB-SSR



NOTE: Photos of products that are shown do not necessarily show resting place of handle.

No. 16W-9120-SSR

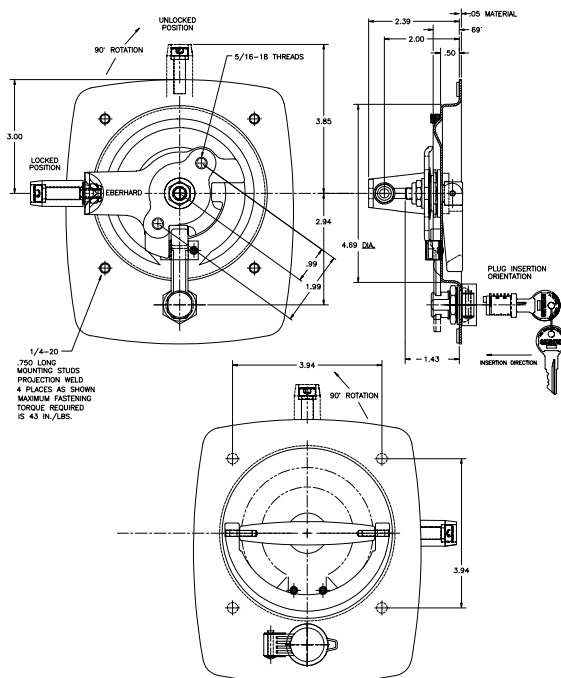


No. 16W-9120-SSR

Patented

Two-point water-resistant D-ring with gasket and special key cylinder that allows the key to be removed only in the locked position.

No. 21-9132-SSPKR



No. 21-9132-SSPKR

Three-point water-resistant D-ring assembly with adjustable roller cam and key cylinder cover.

No. 12-90320-SSPKR&L



The 12-90320 is similar to our 9000 Series D-rings except it has an adjustable roller latch which incorporates compression in the latch to allow the door to close tighter and easier. The latch can be used as a single or multipoint latch and comes with a double-bitted key with padlock cylinder and two keys, key cylinder cover, large die cast handle, two rod adapters for 5/16" rods (shipped loose), and four mounting studs for security and appearance.

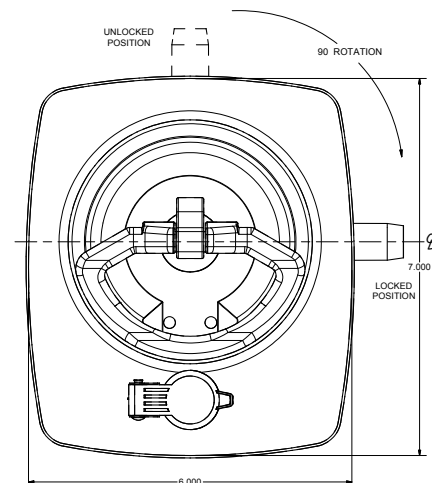
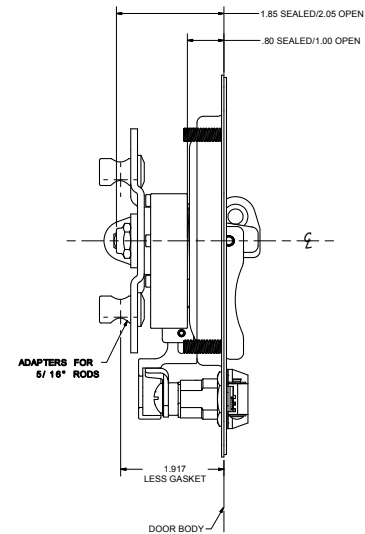
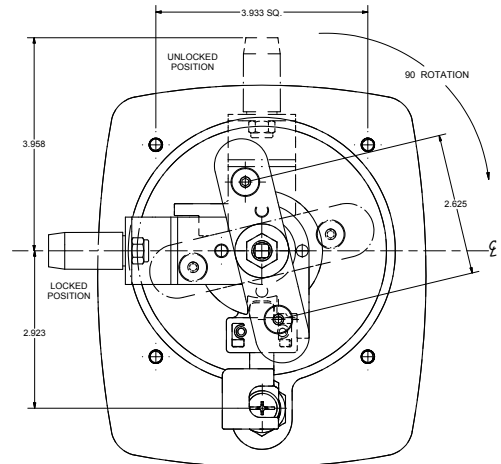
Available in polished stainless steel pan and chrome-plated handle (03) or polished stainless steel pan with black powder handle (30).

No. 12-90320-SSUR&L

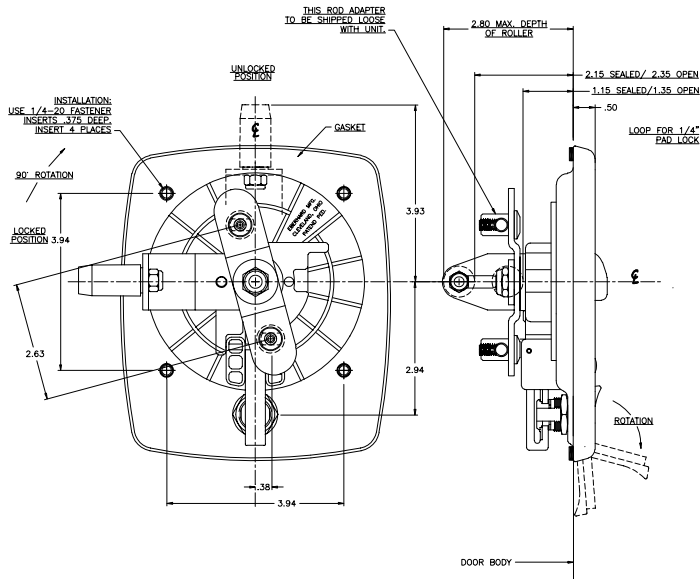
Three-point assembly, key locking, two 48" rods with offset and nylon rollers (shipped loose), and two rod adapters for 5/16" rods.

Logo or name can be added to keys. Consult factory.

No. 12-90320-SSPKL



No. 12-16832-PKR&L



No. 12-16832-PKR&L

This composite D-ring can be used as a single or multipoint latch. The latch features blind mounting for security and appearance, gasket preinstalled from factory, double-bitted key cylinder installed at factory with two keys, adjustable roller latch for easy operation and tight sealing, large ergonomic die cast handle for activating, padlockable feature built into handle, key cylinder cover on all locking versions, two rod adapters for 5/16" rods (one shipped loose, other attached from factory), and able to be used with Power-Up™.

Available in black composite receptacle with chrome handle (03) or black composite receptacle with black powder coated handle (30).

No. 12-16832-UR&L

Three-point assembly, key-locking, two 48" rods with nylon rollers and bend (shipped loose), and two rod adapters for 5/16" rods.

See **No. 16832-36 Series** rods on page 117 for different length.

For more information consult factory for other variations.

Logo or name can be put on key. Consult factory.



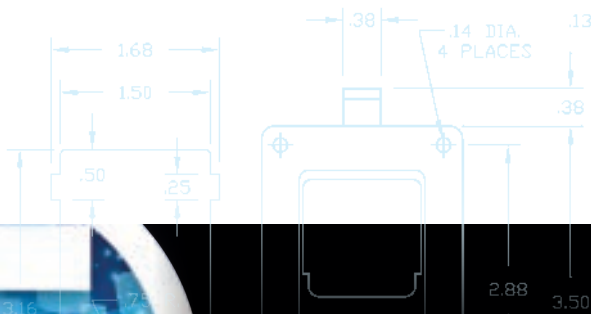
request quote

seats/ladder brackets



section

7



seats/ladder brackets

section

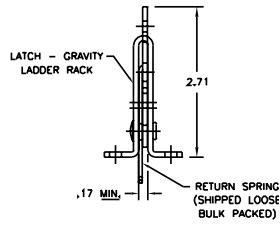
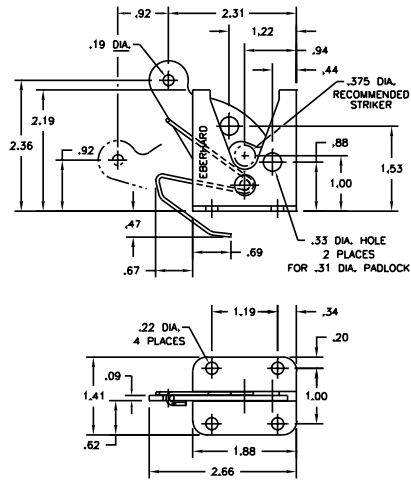
7



VISION & STYLE


WE'RE CHANGING THE FUTURE

No. 193-U




No. 193-U

Gravity Ladder Rack Latch. Available with stainless steel spring and CAD w/ polymer finish.



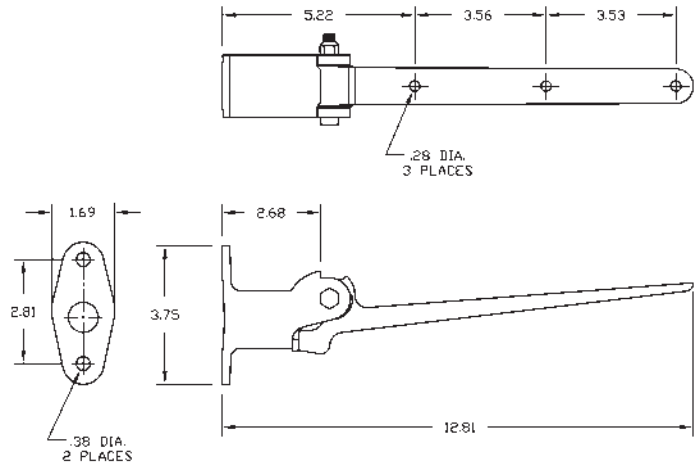
Malleable iron castings have improved strength and durability. Both are available in plain or black powder coat finish. Spring mechanism in bracket allows the seat to be pulled down when needed; automatically folds up and out of the way when not in use. Efficiently maximizes the use of all available space. Ideal for fire trucks, rescue units, service vehicles, and military troop carriers.




No. 5370-X
Single-arm style to be used in pairs for small seats or in multiples for bench style seats.
Weight: 2.8 lbs.



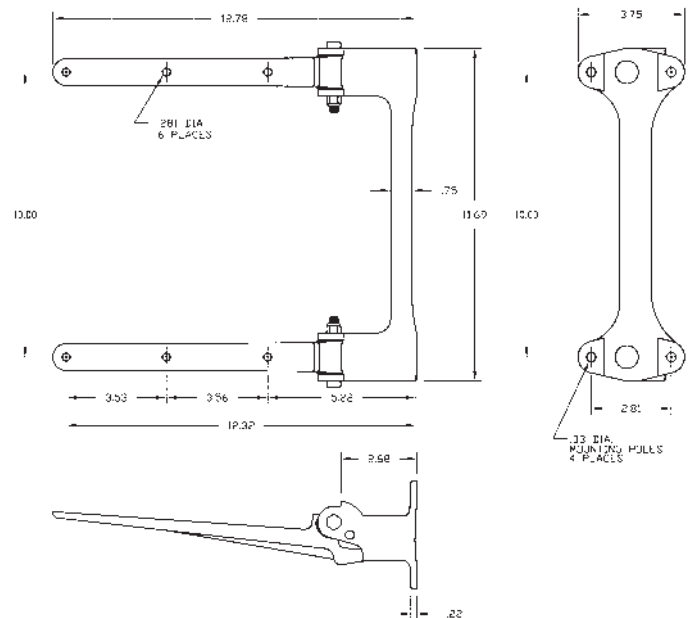
No. 5370-X



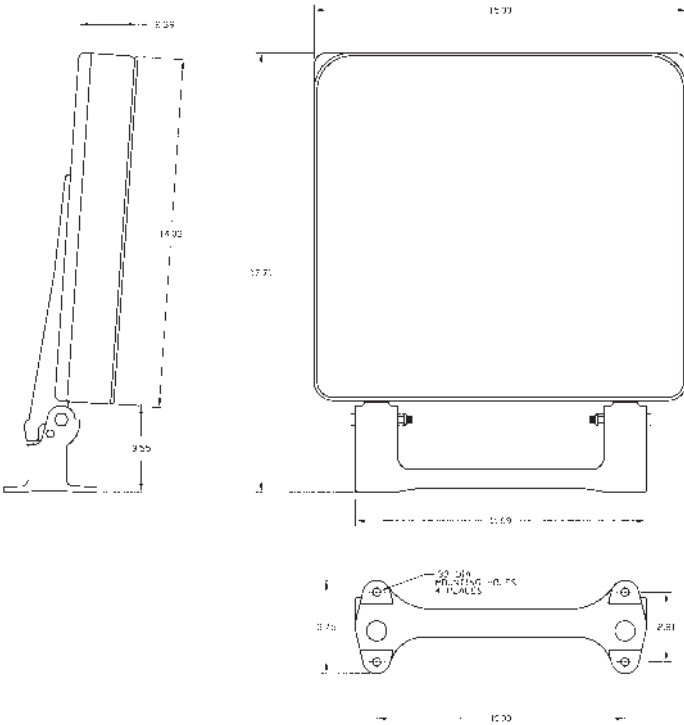
No. 5378-X
Double-arm style is parallel to wall in closed position.
Weight: 6.6 lbs.



No. 5378-X



No. 5380-X



Ideal for use on fire trucks, rescue units, service vehicles and military troop carriers.



No. 5380-X

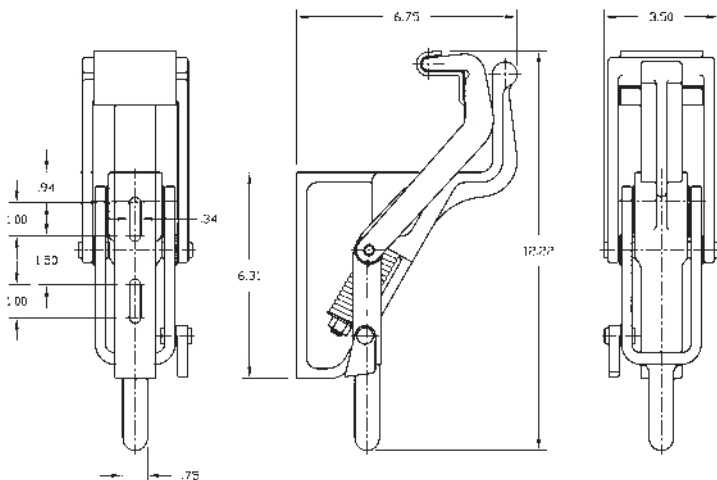
Designed as a temporary seat for vehicles requiring maximum efficiency in the use of available space. Improved design increases bracket strength. Black, vinyl foam-padded seat is mounted on a black powder coated malleable iron seat bracket. Spring mechanism in bracket allows seat to be pulled down when needed. It automatically folds up and out of the way when not in use.

Optional back rest (**Part No. 1-5380**) sold separately.

Manufactured to meet flammability requirements of:

- FMVSS 302
- UFAC Class I
- BIFMA Class I


No. 6068



No. 6068

For holding extension ladders on service trucks, this device is exceptionally sturdy and convenient. Malleable iron casting with rubber protection over ladder clamp. In the closed position, the ladder is securely held by a spring-action toggle clamp. It can be released instantly by raising the handle.

Available in plain or zinc finish.
Weight: 7.25 lbs.



center cases

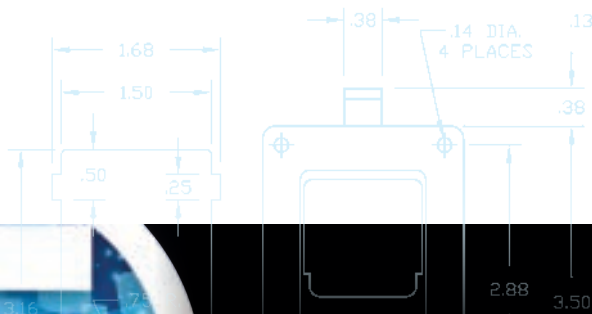
section

8

section

8

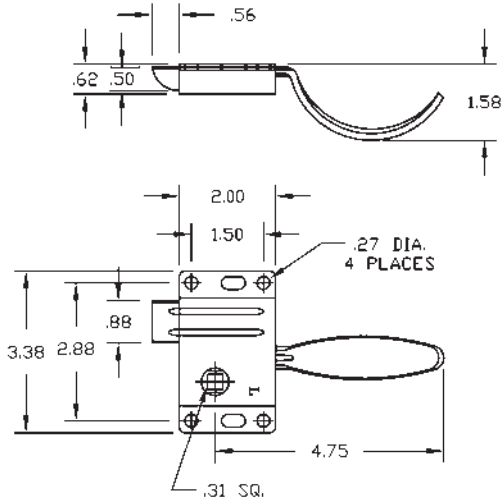
center cases




VISION & STYLE

WE'RE CHANGING THE FUTURE

No. 5669-L

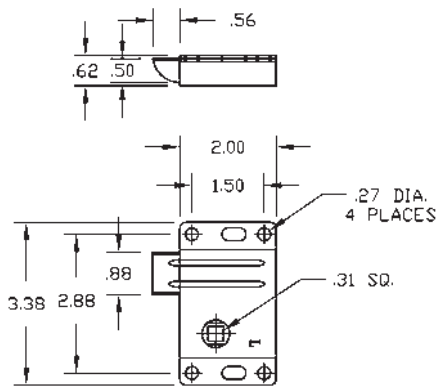


No. 5669-L&R



Compartment latches are designed and built with rugged components – steel tumblers with powdered metal slide bolts and stainless steel springs. Compartment latches are available in stainless steel or zinc-plated carbon steel.

No. 5667-L




No. 5667-L&R

Compartment latch.

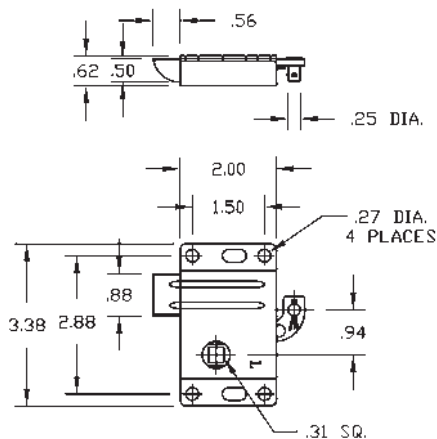
Used primarily on utility truck compartments.

Weight: .42 lbs.

Right-hand shown



No. 3-5669-L




No. 3-5669-L&R

Side latching slam end bolt.


Used as side latching end bolts for rod or remote controlled cable locks.

Weight: .42 lbs.



No. 2100

Sturdy all metal construction with slotted mounting holes for easy adjustment. Choice of threaded or hex receptacle actuator for use with authorized tool. Actuator can be extended through latch to accept handle on inside. Easy to mount and assemble. Just screw or bolt latch to that section and insert threaded actuator into latch, securing with jam nut as required. Available zinc-plated, E-coated, or with bearing grease.



No. 2100 threaded drive 8 x 1.25 mm

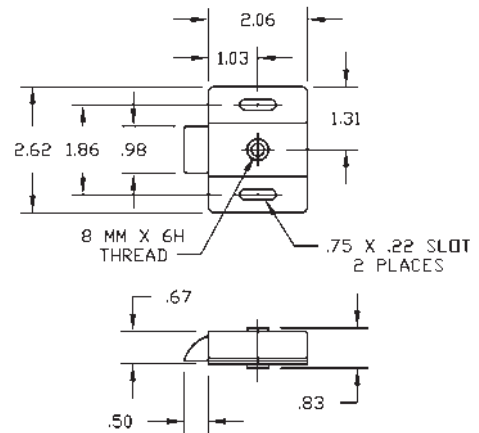
No. 2100-H hex drive 6 mm hex

No. 2-2100 1/4-20 threaded drive

No. 2200-H reverse bolt, 6 mm hex

Weight: .34 lbs.

No. 2100





No. 5613 R&L

Right-hand shown.

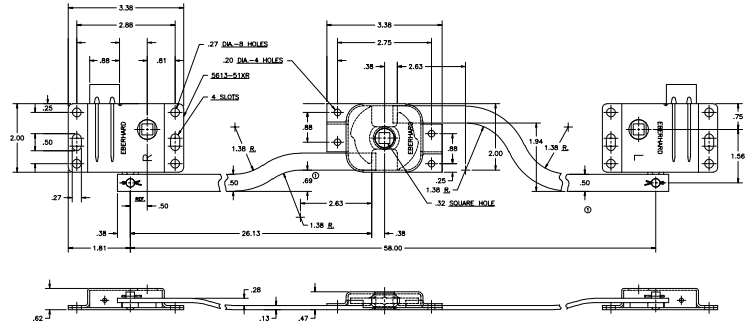
Slam-action latch for drop and swing doors.
Weight: 2.32 lbs. each

No. 5613-XRP8

Same as above, but with **No. 565698-5** cable (two 3-foot lengths) instead of rod.
Weight: 1.13 lbs.

request quote

No. 5613-R



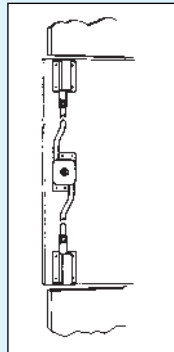
Slam-action latch with tapered slide bolts for light panel doors. Specify right- or left-hand application. Illustration shows right-hand.

Weight: 3.06 lbs. each

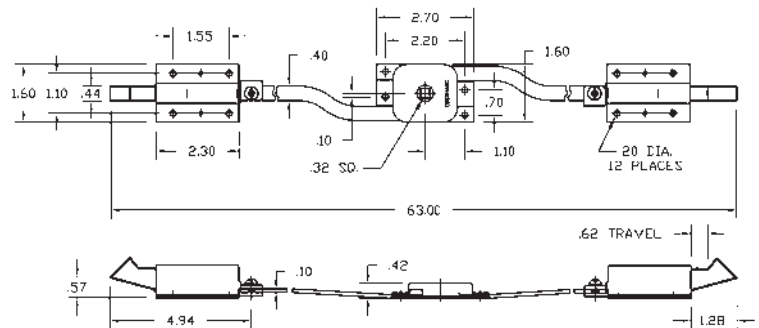
NOTE: Also available 30° angle bolt assembly.

No. 34-565694-55XU

Weight: .69 lbs.



No. 565694-82XR



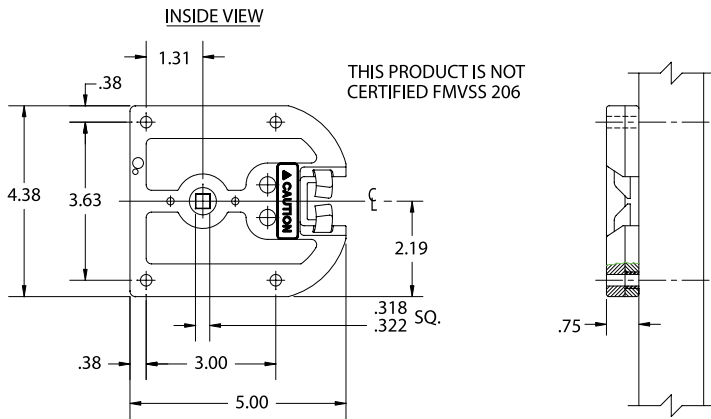
2-Point • Rod or Cable Activated Systems

No.	Options	Variations	Weight
5613-R&L		Rod-actuated.	2.31 lbs.
5613-XP8R&L	Same as 5613-R&L	Cable actuated.	2.25 lbs.
565694-R&L	Specify R or L	Rod-actuated – with 45° tapered slide bolts.	2.25 lbs.
34-565694-55XU	Specify R or L	Rod-actuated – with 30° tapered slide bolts.	2.25 lbs.
FO-565698-R&L	Specify R or L	Rod-actuated – furnished w/flush upper bolt, offset lower bolt.	2.25 lbs.
4968-52U	15 lb. spring	Flush end bolts.	.445 lbs.
565698-5	Cable only	(Two) three-foot lengths.	.03 lbs.
565699-51U	25 lb. spring	Lower offset end bolt on FO-565698-82X*.	.530 lbs.
565699-52U	25 lb. spring	Upper flush end bolt on FO-565698-82X*.	.445 lbs.
565694-55U	25 lb. spring	End bolts use on 565694-82X*.	.69 lbs.
565694-55XU	7 lb. spring	Same as 565694-55U with light spring & cable clamp.	.69 lbs.

Other versions available. Consult factory.

* 82X Indicates four sets per box.


No. 3-106



No. 3-106

Less striker.
Weight: 2.4 lbs.

No. 3-106-U
Is supplied with
No. 16489 striker.
Weight: 2.62 lbs.



No. 3-106

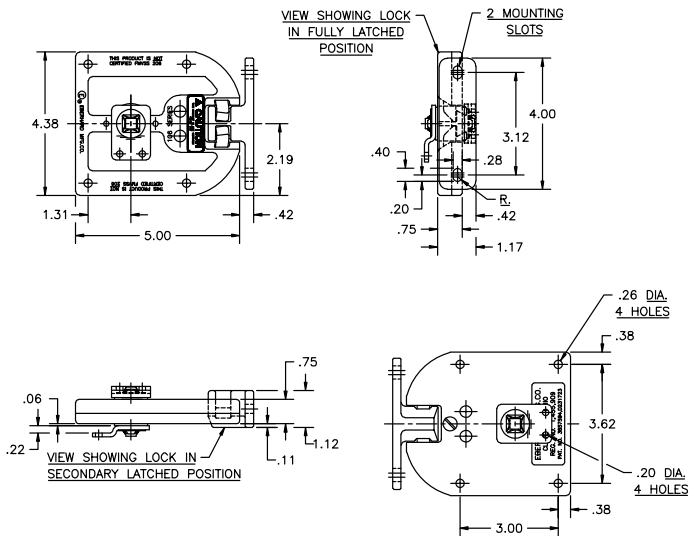
Compartment Latch mechanism has been designed specifically to fit compartment applications where durability and smooth functional performance are required.

Striker **No. 16489** is provided to allow for mounting in a reduced envelope. The **No. 206-15** striker may also be used. Use **No. 106-U**.

Latch can be surface-mounted on the inside of door panel or between outer and inner door skins. The enclosed strike area mechanism protects against damage by foreign objects.


The **No. 3-106** can be used in conjunction with any of our handles that have a 5/16" square shank.

No. 1-108-U



No. 1-108-U

Compartment latch with two remote control levers to work in multipoint applications.



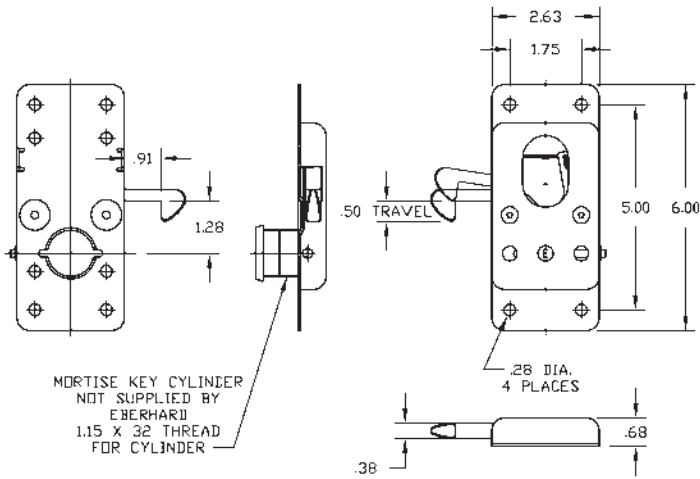
**Series 106®, 107, and 108 Eberhard Slam Lock System Options
Nonlocking Assembly Systems**

Lock Assembly Series w/Striker No.	Available Products
	Description/Features
106-U	3/4" thick compartment latch with 206-15 striker.
1-106-U	Same as 106-U, but supplied with 1-106-15 striker.
3-106-U	Similar to 106-U but with 16489 striker.
6-106-U	Similar to 106-U assembly, but inside case cover has two tapped mounting holes (#10-32 UNF), with screws for inside nonlocking handle.
7-106-UR&L	Similar to 106-U, but with vertically mounted inside handle.
9-106-U	Similar to 106-U, but with four mounting holes on inside case cover countersunk to accept any 1/4" flat head screw.
10-106-UR&L	Similar to 106-U, but with nonlocking horizontal inside handle.
3-107-U	Supplied with one horizontally mounted outside remote control lever on back case cover.
4-107-UR&L	Similar to 3-107-U, but supplied with attached inside vertically mounted handle.
7-107-UR&L	Similar to 3-107-U, but with vertically attached remote control lever.
1-108-U	Slam latch with 2 remote control levers, one on front cover, one on back cover.

Consult factory for other variations.


NOTE: 1/4-20 threaded stainless steel mounting inserts are available on any of the models shown above. Specify when ordering the letter "T" after the prefix number in part number (example 3T-106-U).

No. 5698-AL

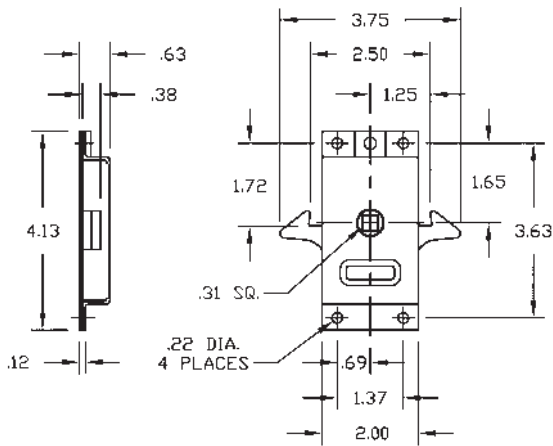


No. 5698-AL

This sliding door lock is ideally suited for internal partition doors in vans. The latch hook is made of noncorrosive manganese bronze. The lock is designed to allow the latch to be disengaged from the inside of the case and depressing the latch sideways. The latch can be disengaged even when locked from the outside. The mortise cylinder required for locking is not supplied. Available in zinc-plated finish. Weight: .71 lbs.





No. 5696



No. 5696

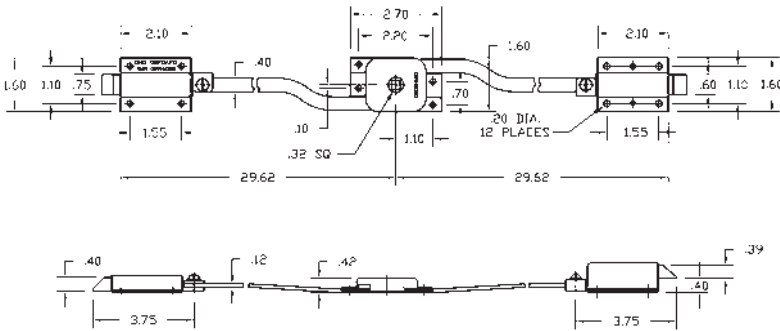
Sliding door lock ideal for cargo trucks and vans. Can accept any of Eberhard's handles that have a 5/16" square shank. Available in a zinc-plated finish. Weight: .69 lbs.





No. FOR-565698-82X

Right hand, one flush & one offset slam latch.



No. F-565698X-82X

Is furnished with two 3-foot lengths of cable (No. 565698-5) to connect center case with end bolts. Furnished standard with flush bolts on both ends.

No. FR/L-565698-82X

Two-point slam latch with flush end bolts and cables.

No. FOR/L-565698-82XR&L

Has center case connected to end bolts with flat rod. Furnished with flush upper bolt and with lower bolt 9/16" offset from back of case. If so desired, these latches can be furnished with upper and lower bolts flush (No. F-565698-82X) or with upper and lower bolts offset (No. O-565698-82X).

No. 26-565698-82XR&L

Same as No. F-565698-82X, but with reverse bevel on flush type slide bolts.

All center cases are well suited to be used with any 5/16" square handle.

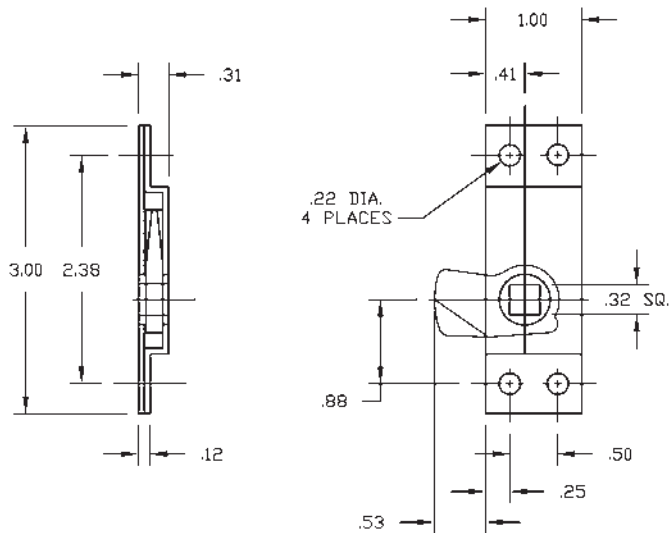
No. 2FOR-565698-XR&L

System with cables, one flush bolt, one offset bolt.



No. FR-565698-XP8
(Right hand)
Weight: 2.25 lbs. each

No. 5605-L



No. 5605-R&L

Use on small doors, access panels, compartments, and toolboxes. Accepts 5/16" handle shank. Attached by screws or rivets.

Finish: Zinc-plated
Weight: .13 lbs.

No. 1-5605-SR&L

Has .12 x .37 slot rather than .32 square hole and two .275" dia. mounting holes.

No. 2-5605-SR&L

Has .12 x .37 slot and no mounting holes.

No. 1-5605-HR&L

Has .25" hex hole and two .275" dia. mounting holes.

No. 2-5605-HR&L

Has .25" hex hole and no mounting holes.



No. 5631-UR&L

Heavy-Duty 3-Point Door Lock.

Fastens doors at top, bottom, and center. Lock cannot work open because a trigger automatically secures rods in closed position and only a deliberate turn of handle from base releases them. Slide bolts extra heavy with a travel of 1-1/2" to furnish a good grip in body sills.

Cases made of heavy gauge steel. Rods are flat steel and lie close to surface of door. Can be used on doors up to 3" thick and 7-1/2' high. Also easily fitted to thinner and shorter doors. Available in right- or left-hand. Indicate hand required when ordering.

Recommended outside handles are **No. 5624-52** padlock type. Handles ordered separately.

Dimensions:

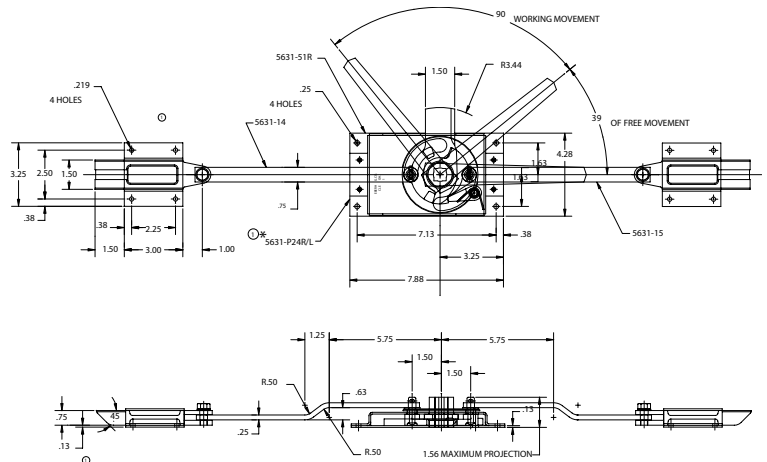
7-7/8"	length of center case
4-9/32"	width of center case
3"	length slide bolt cases
3-1/4"	width slide bolt cases
1-1/2"	width of slide bolt cases
3/4"	thickness of slide bolts
48"	length upper rod
31"	length lower rod

11.25 lbs. weight each

Finish: Cadmium .0003 per QQP416 Type II Class II.

No. 5631-UR&L

With rods.



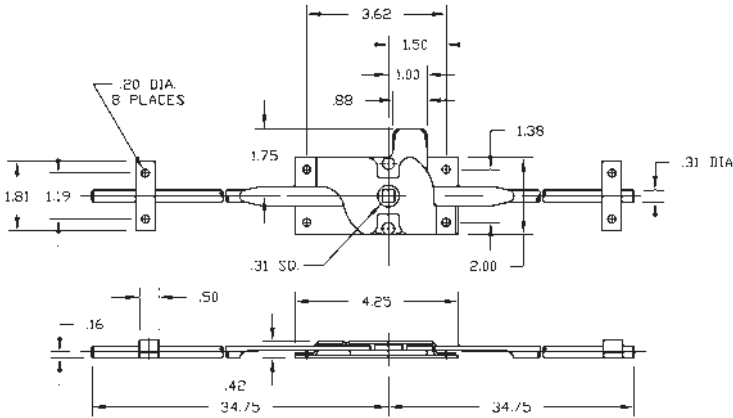
No. 5631-P24R&L

Same as 5631-UR&L less rods.

No. 5631-51R&L

Center case.

No. 5611-R



No. 5611-82X*R&L

This 3-point latch is designed for lightweight metal or wood doors. With its simplified all-steel construction, it is easily attached by means of screws, bolts, rivets, or welding. The center case has detents for positive open and close positioning.

The rods are easily attached or removed without tools; with the rod in a horizontal position, simply place the hole in the flat end of the rod over the pins in the center case, swing the rod to a vertical position and attach the rod guides.

Available in right- or left-hand. Specify when ordering.

Consult factory for optional variation on rods.

For use with a variety of handles having a 5/16" shank.

Finish: Zinc-plated

Weight: 2 lbs. each

*82X Indicates 4 sets per box.



No. 5646-X2XX*

2-point latch with round rod plus rubber antirattle grommets in the rod guides. Note that rod guides may be inverted for use as strikes. Has zinc aluminum tumbler for lighter weight and cost.

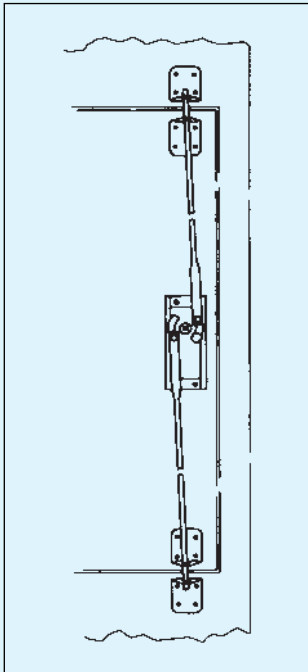
Finish: Zinc-plated

No. 5658-X82X*

2-point latch with flat rod connected to tapered take-up slide bolts. Has zinc aluminum tumbler for lighter weight and cost.

Finish: Zinc-plated

Also available with malleable iron tumbler in center case. To order, remove "X" from in front of 2. Example: **No. 5646-2XX**.



All latches on this page may be used on right- or left-hand installations. All center cases incorporate a stainless steel spring.



No. 5646-X2XX*




No. 5658-X82X*

For details, see engineering drawings on next page.

No. 5644-6

Inside handle for 2- and 3-point systems.

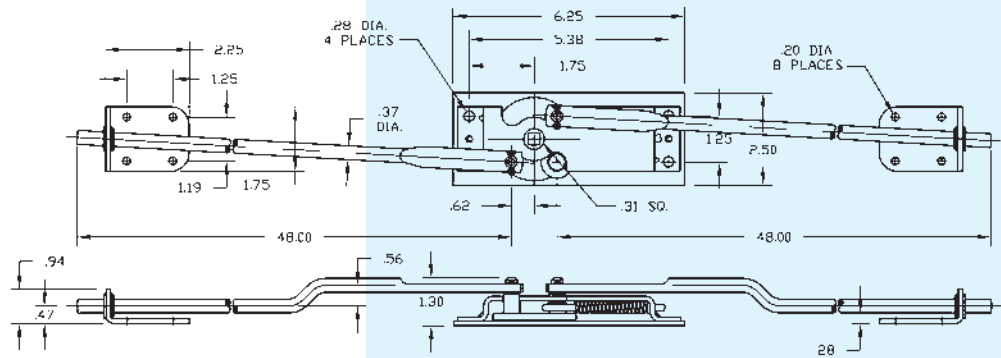


No.	Options	Variations	Weight
5644-XU	2-Point	With handle and inside disconnect feature, zinc aluminum tumbler.	4.88 lbs.
5645-XU	3-Point	With handle and inside disconnect feature, zinc aluminum tumbler.	5.25 lbs.
5646-X2XX*	2-Point	4 latches per box with zinc aluminum tumbler.	4.50 lbs.
5646-50XU	2-Point	Center case for 2-point latch.	1.13 lbs.
5646-54		Rod guide.	.14 lbs.
5647-X2XX*	3-Point	4 latches per box with zinc aluminum tumbler.	4.13 lbs.
5647-50XU		Center case for 3-point latch.	1.32 lbs.
5658-X82X*	2-Point	Tapered slide bolts with zinc aluminum tumbler, 4 latches per box.	5.13 lbs.
5659-X82X*	3-Point	Tapered slide bolts with zinc aluminum tumbler, 4 latches per box.	5.31 lbs.
6-5646-50E1	2-Point	Same as 5646-50U except width of center case measures 2.25" and has .25 radius corners.	1.08 lbs.
E1-5647-50X	3-Point	Same as above except 3-point.	1.65 lbs.

No. 5646-X2XX

No. 5646-2XX*

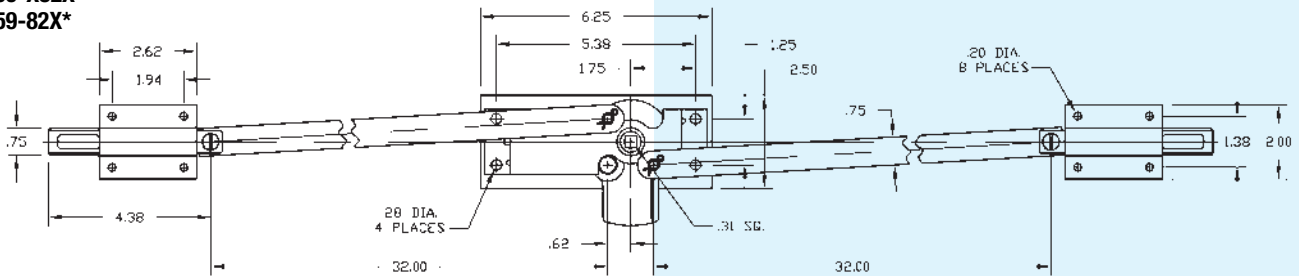
2-Point



No. 5659-X82X*

No. 5659-82X*

3-Point

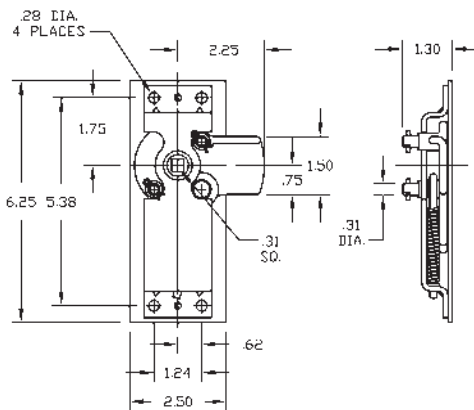


No. 5647-50X

3-Point Center Case (Shown)

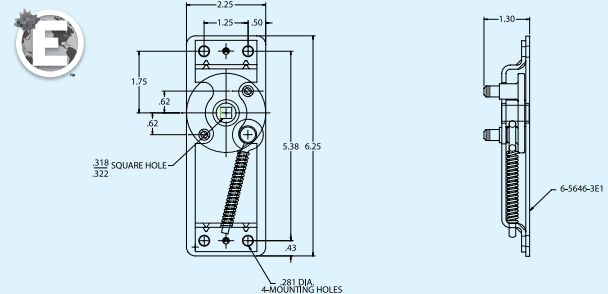
No. 15-5647-50X

3-Point Center Case (Zinc/aluminum tumbler with longer studs for inside handle)



No. 6-5646-50E1

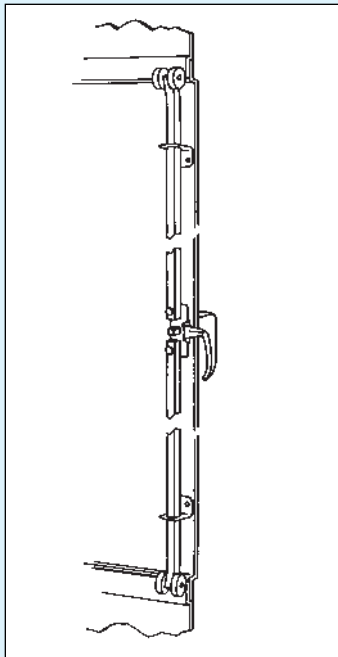
2-Point Center Case




No. 2500

- Lightweight 16-gauge steel channel is as strong as rod, but offers significant cost savings.
- Riveted, long-wearing nylon rollers are extra-large diameter (1-1/4") to provide firm, snug closure.
- Easily installed on any metal cabinet (including NEMA) 72" or shorter.
- Will accept any handle with 5/16" square shank, threaded or not. Handles are available from Eberhard.
- Comes complete with two L-brackets for bolting or welding and center cam latch.
- 36" rod is standard on **No. 2500**. When 48" rod is desired, specify **No. 1-2500-U**.

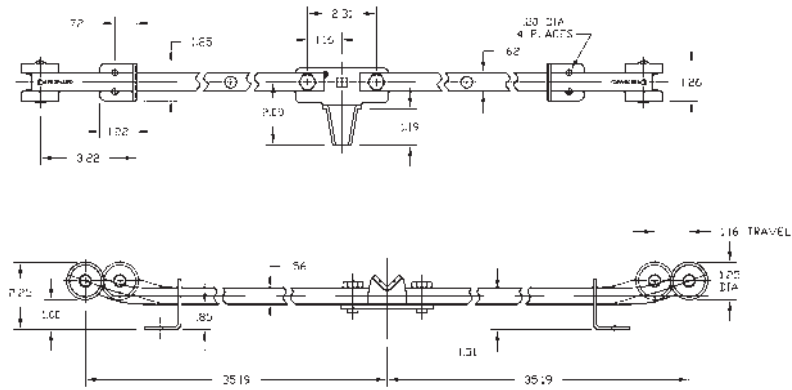
Finish: Zinc-plated with yellow chromate



Optional center latches available. See next page.

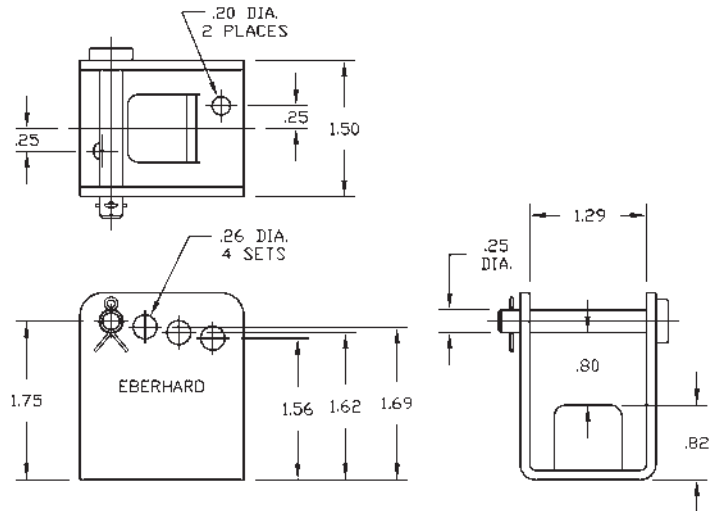


No. 2500-U

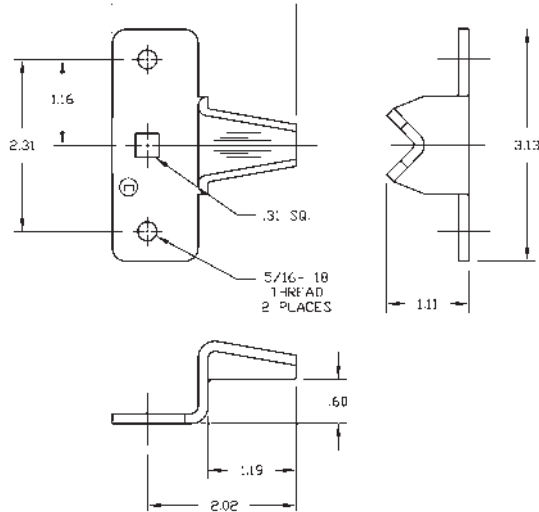


No. 7-2500-U

Adjustable Rod Guide. Available in carbon or stainless.



No. 2500-1



No. 2500-1


A sturdy latch activated by any handle with 5/16" square shank. Two additional rods, channels, or cable may be attached for multipoint latching.

Finish: Zinc-plated with yellow chromate
Weight: .21 lbs.

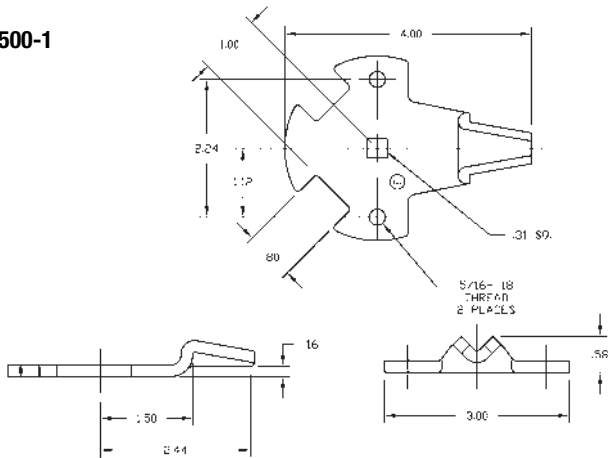
No. 9-2500-1

Offset Striker.

Similar to No. 2500-1 except cam is .36" longer.



No. 6-2500-1



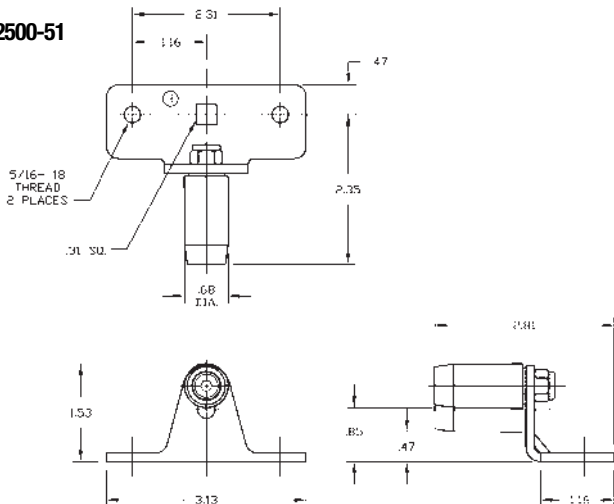
No. 6-2500-1

Universal center latch. No need to order right or left.

Finish: Zinc-plated with yellow chromate
Weight: .31 lbs.

request quote

No. 3-2500-51



No. 3-2500-51

Roller Pawl Center Latch

A unique variation on the No. 2500-1 center latch. The nylon roller allows smoother, more noise-free action. In addition, the roller can be adjusted for precise fit.

Finish: Zinc-plated with yellow chromate
Weight: .22 lbs.



No. 16400 Series

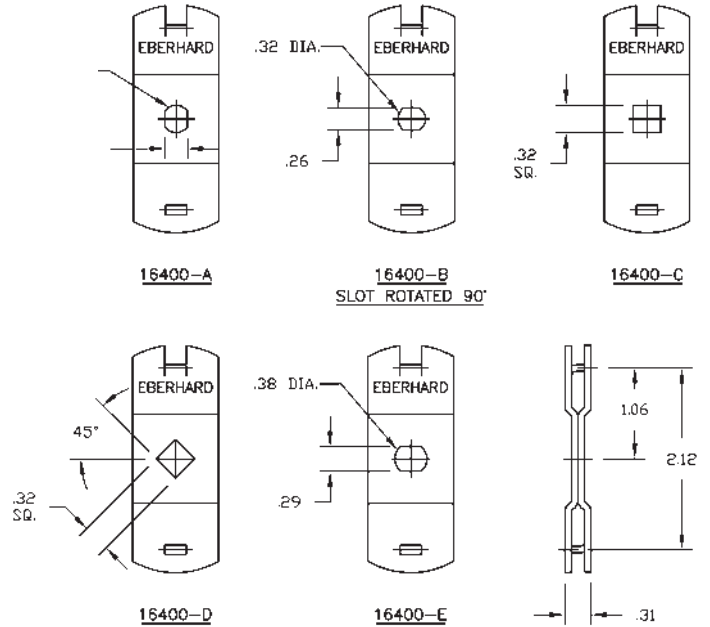
The cams shown here are used in pairs; the two parts are identical, but in use they are assembled so that the tab at one end (over which the rod is hooked) fits through the hole in the mating piece.

The cams are available with a choice of holes to accommodate various shaft configurations. Each cam sold separately.



No. 16400-C is standard.
A, B, D, and E options available as request quote.

Finish: Zinc-plated



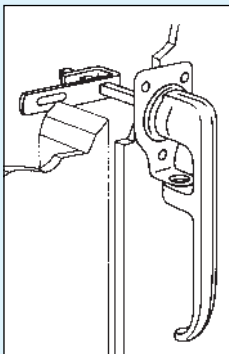

No. 5559

With Hex Head Set Screw Adjustable Latching Point.

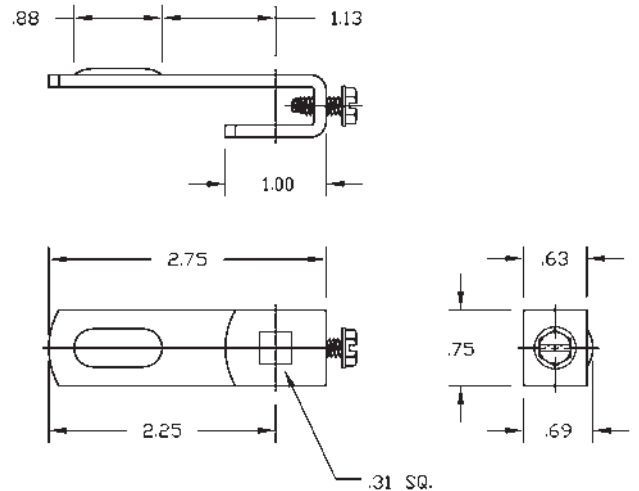
No. 5559-1 Latch only.
(No set screw.)

For use with all handles and latches having a 5/16" square shank to make single-point latching.

Finish: Zinc-plated
Weight: .09 lbs. each



No. 5559



No. 5624-U

For large, heavy door applications which need to stand up under strenuous service use.

Three-point locking. Liberal slide bolt travel assures a positive grip. Can be used on right- or left-hand installations.

Recommended outside handle is **No. 5624-52** padlock type with 5/8" square shank. Handles must be ordered separately.

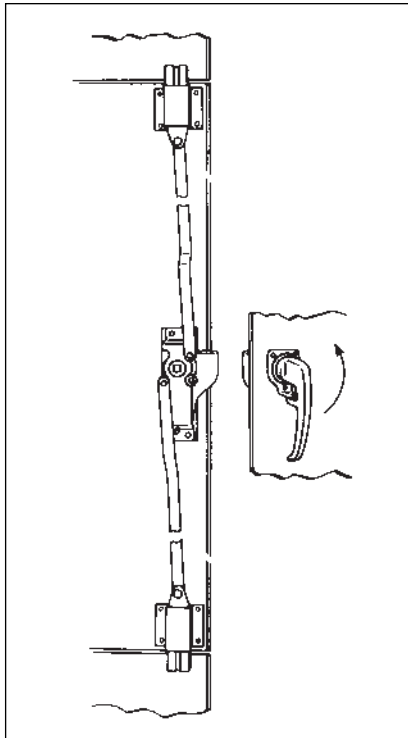
For details, see engineering drawings on next page.

Finish: Zinc-plated

No. 5631-UR&L

Heavy-duty door latch.

See page 101.



Other options available. Consult factory.

No. 5624-U



No.	Options	Variations	Weight
5624-U	3-Point		10.63 lbs.
5624-50U	3-Point	Center case only	3.25 lbs.
81-5624-U	3-Point	48" rods	x.xx lbs.
5631-14		48" upper rod	x.xx lbs.
5631-15		32" lower rod	x.xx lbs.

All parts shipped including end bolts.

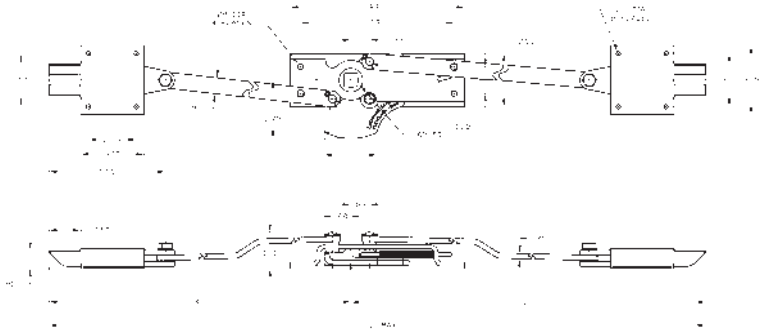
No. 5624-P24

Same as 5624-U except less rods.


No. 15924

Keeper

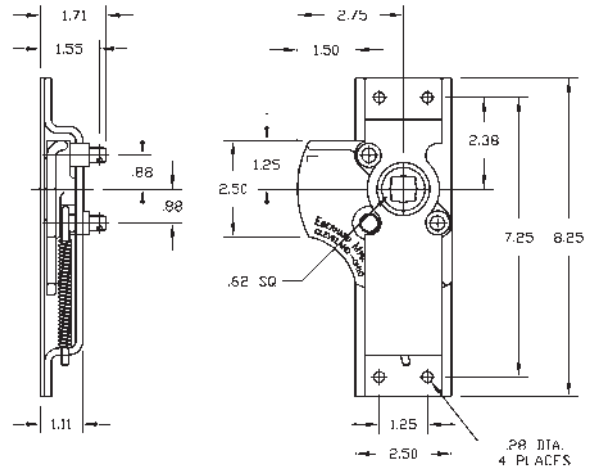
No. 5624-U



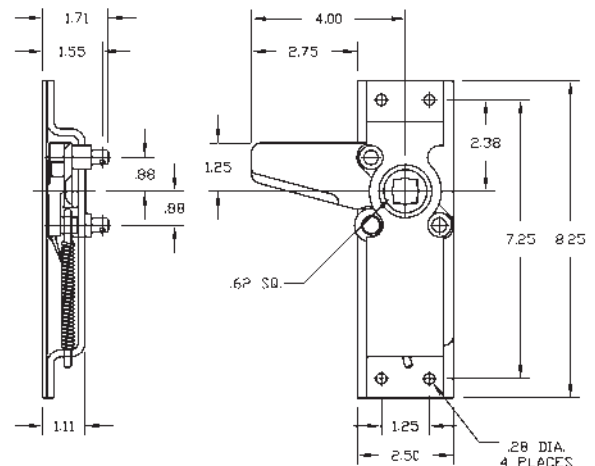
No. 5624-50



No. 5624-50U



No. A23-5624-50U



No.	Options	Variations	Weight
A23-5624-50U	3-Point	Aluminum center case with long reach cam	1.69 lbs.
A25-5624-50U*	Same as above	Less spring	1.54 lbs.

request quote

Other versions available. Consult factory.

*82X and 82XX indicate packed four sets to a box.

No. 4-2525-UR

Furnished standard with (2) 48" long double reinforced welded rods.

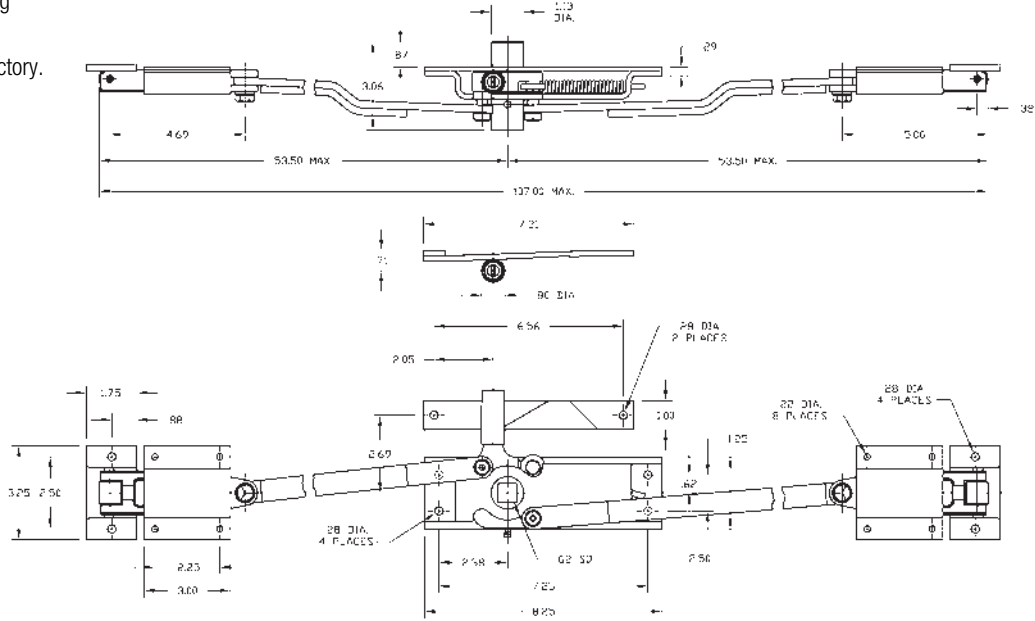
Other versions available. Consult factory. Left-Hand Opposite

No. 31-2525-U

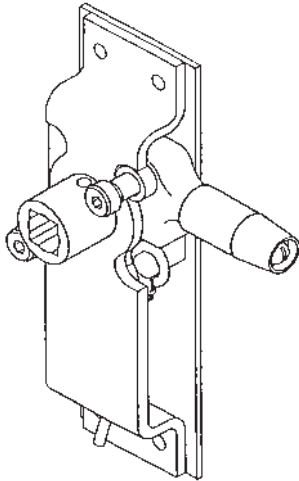
Assembly less handle hub.

No. 30-2525-U

Assembly less handle hub, overall length 81.25".



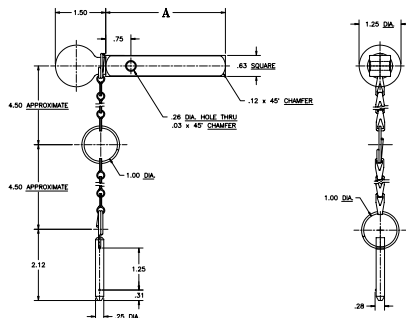
No. 4-2525-50R



No. 4-2525-50R&L is the most commonly used center latch. The inside handle is attached easily by centering over hub and attaching two bolts. The stainless steel roller extends outward 2-5/16". The latch has (4) .28" dia. mounting holes, is spring-loaded and designed to be used with an inside release.

Finish: Cadmium with yellow chromate.
Weight: 3.35 lbs.

No. 2525-55X



PART NO.	"A" DIMENSION
2525-55X	3.56
1-2525-55X	2.25

No. 2525-55X

Inside release pin with 3.56" shank length.

No. 1-2525-55X

Inside release pin with 2.25" shank length.

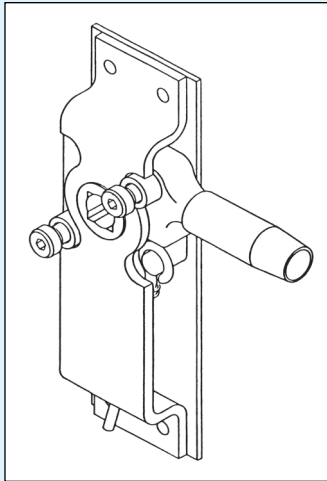


No. 8-2525-50R&L

Left-Hand Opposite

Finish: Cadmium with yellow chromate.

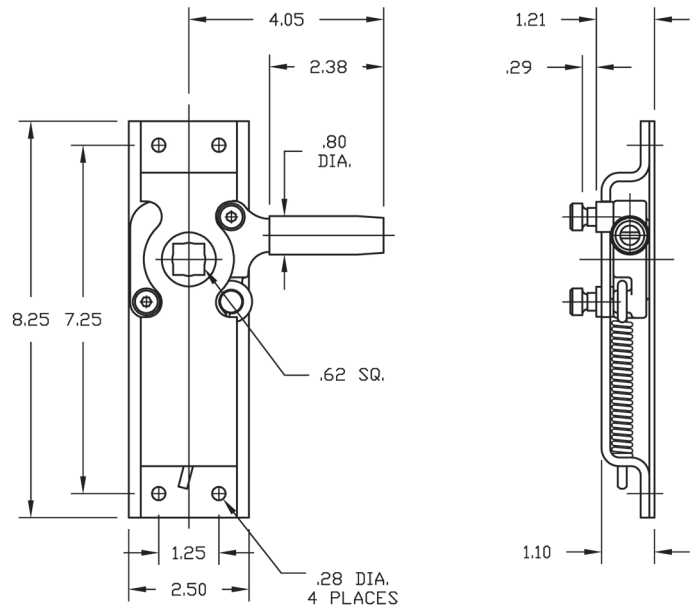
Weight: 2.96 lbs.



No. 8-2525-50R&L

Same as 4-2525-50 R&L except has longer roller extension 2-13/16" and is less inside and outside hubs. Commonly used in addition to or in lieu of end bolts to achieve different latching points when attached together by rods which can be activated from a different location. Bolts have shorter height 5/8" shoulder for rod attachment only.

No. 8-2525-50R

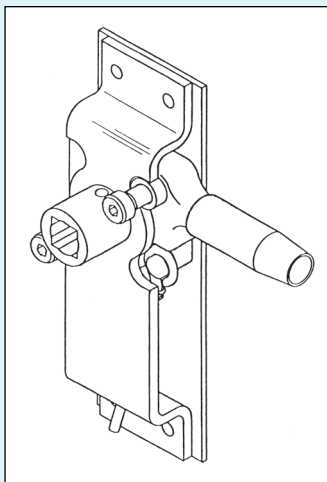


No. 22-2525-50R&L

Left-Hand Opposite

Finish: Cadmium with yellow chromate.

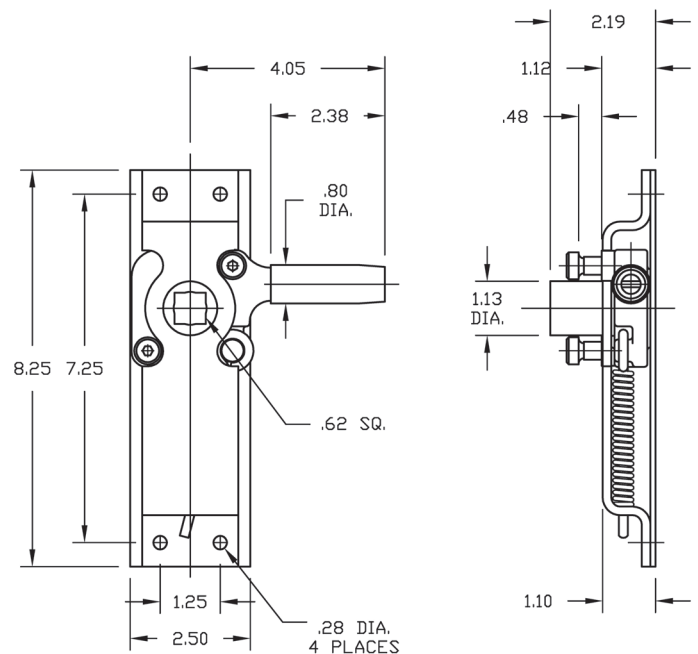
Weight: 3.17 lbs.



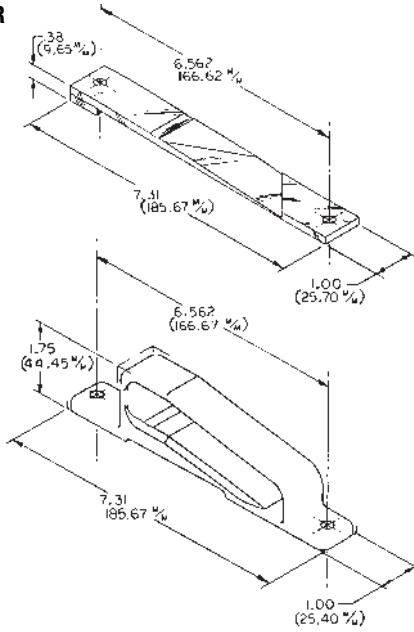
No. 22-2525-50R&L

Same as No. 8-2525-50 R&L except it has an inside hub for handle attachment. The shoulder height of the bolts is 3/4" and suitable for handle and rod attachment.

No. 22-2525-50R



No. 1-2525-SS51R



No. 1-2525-SS51R&L

Stainless steel striker.

Weight: .49 lbs.

Left-Hand Opposite

No. 18-2525-6

Optional Frost Breaker Keeper manganese bronze material.

Weight: 1.18 lbs.

rods, adapters, and clips

section

9

section

9

rods, adapters, and clips

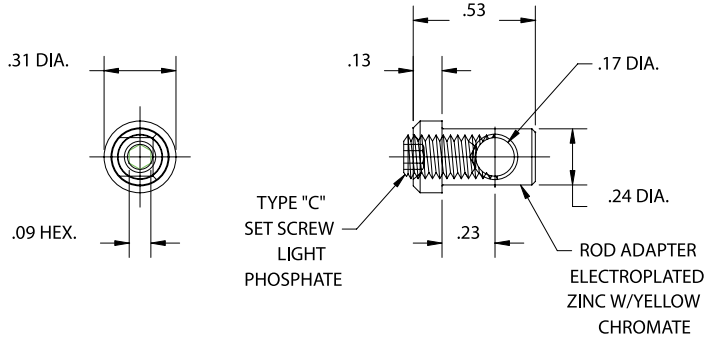


VISION & STYLE

WE'RE CHANGING THE FUTURE

No. 1-16619-15PK

Rod adapter.



Options:

Rod adapters with set screws.

No. 16619-15PK

Panel thickness 13 gauge.

No. 1-16619-15PK (Shown)


Panel thickness 11 gauge.

No. 1-16619-25PK

For 1/4" rods with .50" diameter.

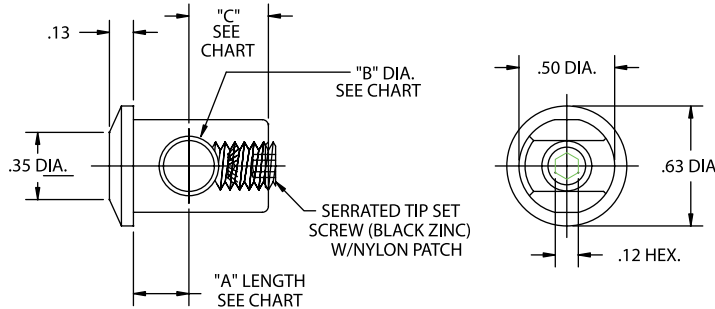
No. 1-16619-31PK

For 5/16" rods with .50" diameter.



No. 1-16619-25PK

Rod adapter with set screw in base.

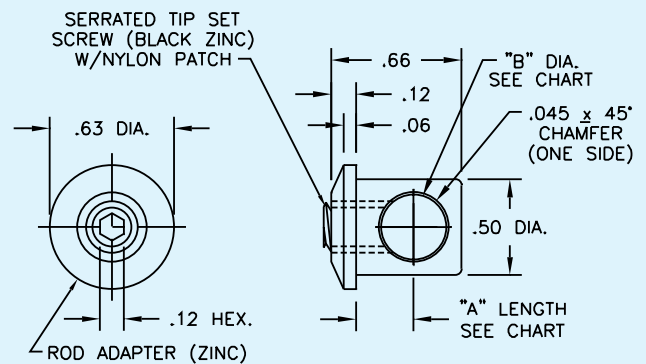


ASSEMBLY #	"A"	"B"	"C"	TORQUE
1-16619-25PK	.260/.265	.265	.450	30-45 IN/LBS.
1-16619-31PK	.320/.325	.328	.383	30-45 IN/LBS.

ADAPTER FINISH: (64) ELEC. ZINC W/YELLOW CHROMATE
SET SCREW FINISH: BLACK ZINC

No. 16619-25PK

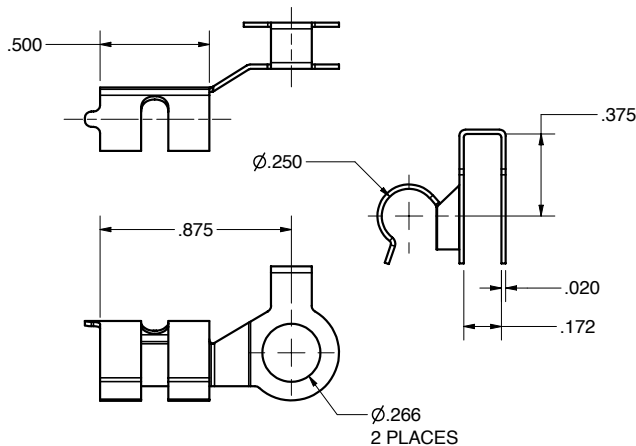
Rod adapter with set screw in head.



ASSEMBLY #	A	B	TORQUE
16619-25PK	.260/.265	.265	30-45 IN/LBS.
16619-31PK	.290/.295	.328	30-45 IN/LBS.

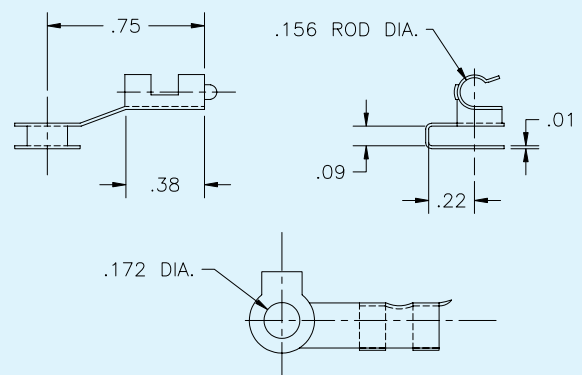
No. 16817-R&L

Rod clip, left hand shown.



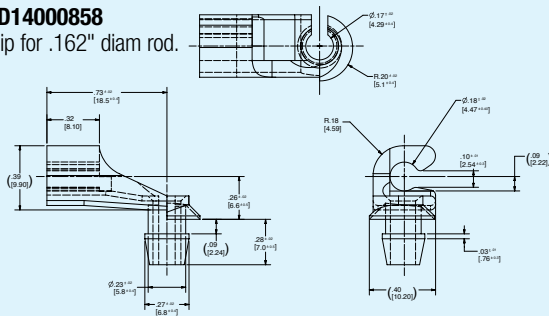
No. 16858-R&L

Rod clip, left hand shown.



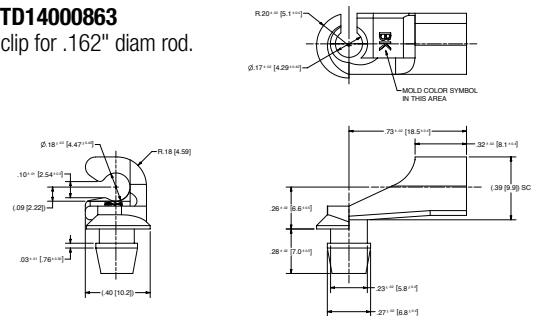
No. ITD14000858

Carb clip for .162" diam rod.



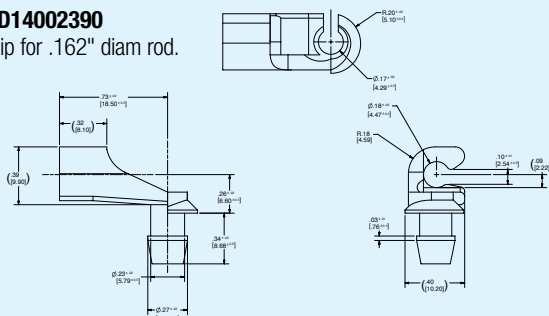
No. ITD14000863

Carb clip for .162" diam rod.



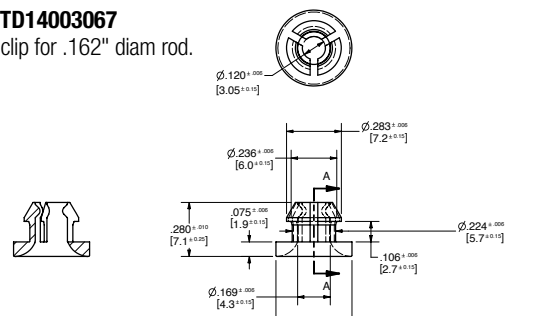
No. ITD14002390

Carb clip for .162" diam rod.



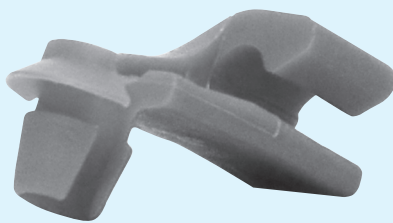
No. ITD14003067

Carb clip for .162" diam rod.



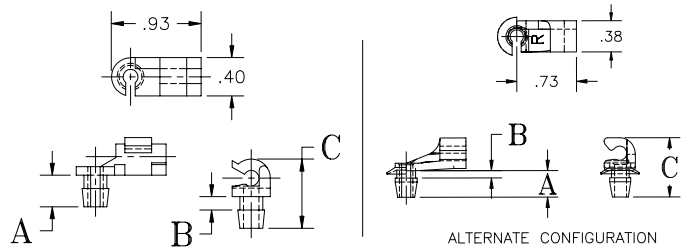
No. 16377

Carb clip for .156" diam rod. Uses .24" diam. hole.




No. 16377

COLOR	PART NO.	HAND	ALTERNATE CONFIGURATION					
			A	B	C			
WHITE	16377-1	RIGHT	.33	.14	.71	---	---	---
BLACK	16377-2	LEFT	.33	.14	.71	---	---	---
RED	16377-3	RIGHT	.28	.08	.66	.27	.08	.66
GREEN	16377-4	LEFT	.28	.08	.66	.27	.08	.66

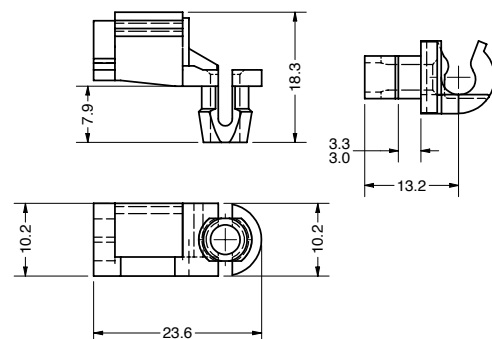


No. 299712

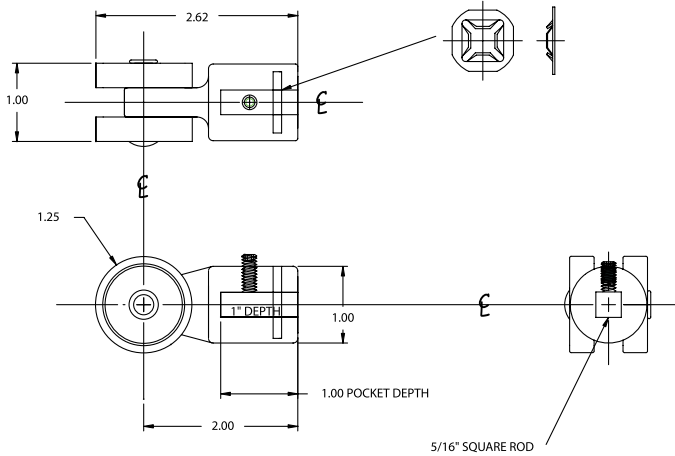
Carb clip for .156" diam rod. Uses .265" diam. hole.



No. 299712




No. 16722-50PK



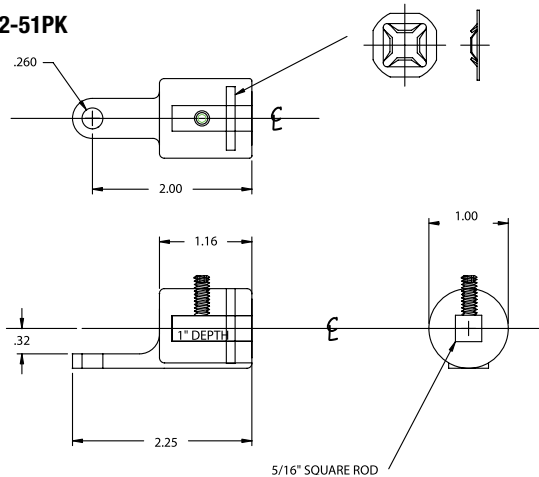
No. 16722-50PK

Patented

Cast end fitting with nylon rollers designed for 5/16" round or square rod applications, the nylon roller offers ease of actuation of any dead bolt latch. Mounting is achieved by inserting the retaining clip through the side of the casting and inserting the rod. The rod can be further retained by tightening the set screw on the side of the cast body. The design allows the user to use straight rod cut to length and add the end fitting as required. Zinc finish.




No. 16722-51PK



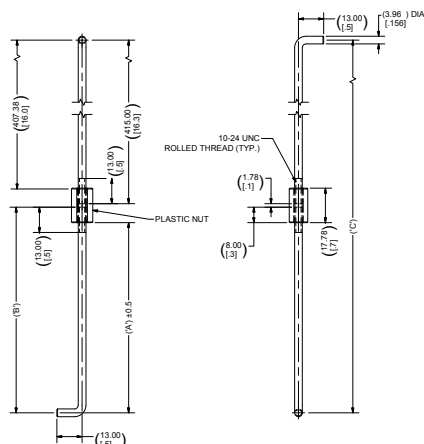
No. 16722-51PK

Patented

Cast end fitting designed to fit .28" pins on many of the Eberhard multipoint center cases. Mounting is achieved by inserting the retaining clip through the side of the casting and inserting the rod. The rod can be further retained by tightening the set screw on the side of the cast body. The design allows the user to use straight rod cut to length and add the end fitting as required. Zinc finish.



No. 16560



No. 16560

.16" dia. adjustable rods with zinc finish.

No. 20-16560

Overall length 20.75"

No. 27-16560

Overall length 27.35"

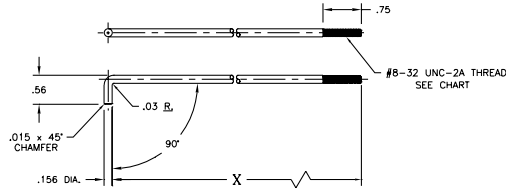
rods, adapters, and clips

No. 16556

.156" dia. threaded rod with bend.
Available in zinc.

PART NUMBER	X	DEVELOPED	THREADS
16556-AR	3.08	3.551	RIGHT HAND
16556-BL	12.89	13.366	LEFT HAND
16556-CL	13.92	14.392	LEFT HAND
16556-DL	19.65	20.131	LEFT HAND
16556-FL	1.53	2.001	LEFT HAND
16556-FR	1.53	2.001	RIGHT HAND

No. 16556



No. 16682

36" rod with .16" dia. and a bend. Available in zinc finish.

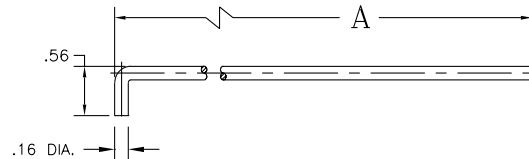
No. 1-16682

48" rod.

No. 2-16682

23.68" rod.

No. 16682



No. 16832-48

48" rod with .31" dia., nylon roller and offset. Available with zinc finish.

No. 16832-36


36" rod.

No. 16832-24

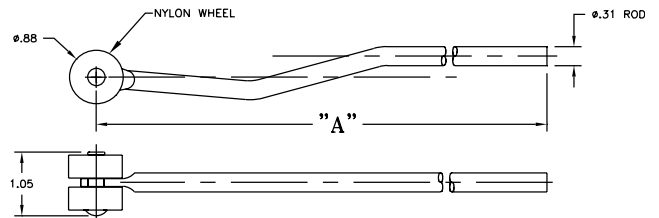
24" rod.

No. 16832-12

12" rod.



No. 16832-48



No. 16771

.31" dia. rod with nylon roller, offset, and .26" hole. Available in zinc finish.

No. 16771-295

29.5" length.

No. 16771-235

23.5" rod.

No. 16771-99

9.94" rod.

No. 16771-159

15.94" rod.

No. 16771-323

32.37" rod.

No. 16771-84

8.44" rod.

No. 16771-206

20.63" rod.

No. 16771-193

19.38" rod.

No. 16771-195

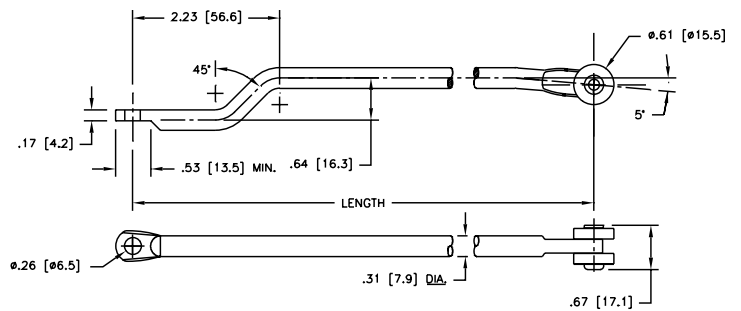
19.53" rod.

No. 16771-335

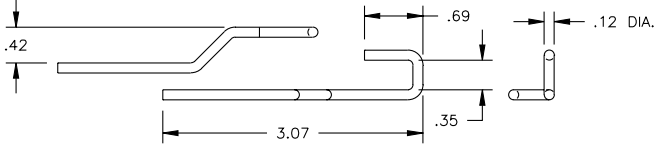
33.53" rod.



No. 16771



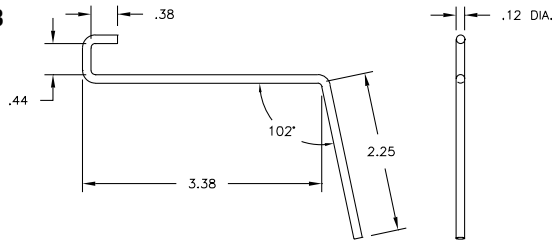
No. 16720-3



No. 16720-3

Straight connecting rod with zinc finish to be used with the Power-Up™ system. Zinc-plated.

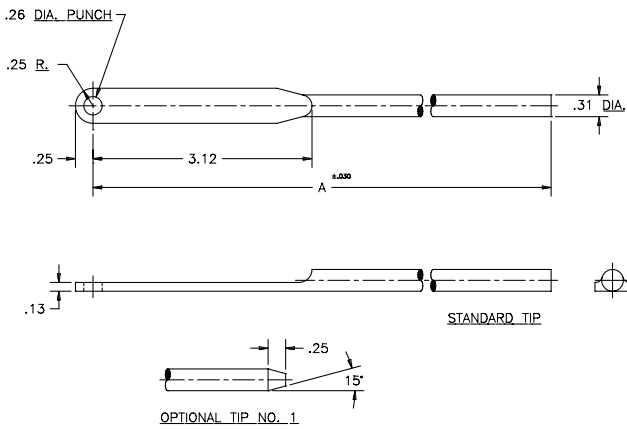
No. 1-16720-3



No. 1-16720-3

Bent connecting rod with zinc finish to be used with the Power-Up™ system. Zinc-plated.

No. 5611-5X

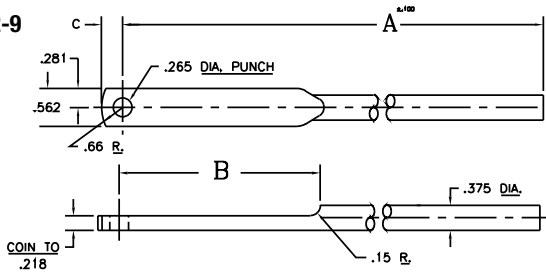


No. 5611-5X

.31" dia. straight rod with .26" dia. hole. Available in plain or zinc.

PART NO.	A	TIP STYLE	AVAILABLE FINISHES
5611-5X	34.00	STD	(25)
16273	48.00	STD	(25)
16498	29.44	STD	(25)
16620	20.866	STD	(25)
16625	6.00	STD	(25)
16633	39.00	STD	(25)
16640	11.50	STD	(25)

No. 6902-9

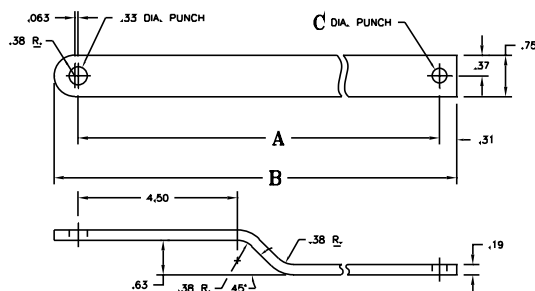


No. 6902-9

.375" dia. straight rod with .26" dia. hole. Available in zinc.

PART NUMBER	BLANK LENGTH	A	B	C
6902-9	48.38	48.00	3.00	.312
1-6902-9	36.38	36.00	3.00	.312
2-6902-9	4.44	4.31	1.50	.250
3-6902-9	28.81	28.69	1.50	.250
4-6902-9	28.56	28.44	1.50	.250

No. 5658-2X



No. 5658-2X

Flat rod with offset, with .328" dia. hole. Available in zinc.

PART NO.	DEVELOPED LENGTH	A	B	C
5658-2X	32.91	----	32.69	NO HOLE
16586-5	31.66	30.69	31.44	.266 DIA.
16976	33.47	32.50	33.25	.266 DIA.
1-5658-2X	37.47	36.50	37.25	.266 DIA.
2-5658-2X	33.85	32.88	33.63	.266 DIA.
3-5658-2X	44.91	----	44.69	NO HOLE
7-5658-2X	48.22	----	48.00	NO HOLE
13-5658-2X	37.97	----	37.75	NO HOLE

No. 2500-50

Rod with roller, 34.56".

No. 1-2500-50

Rod with roller, 47.59".

No. 2-2500-50

Rod with roller, 59.59".

No. 9-2500-50


Rod with roller, single hole, 34.59".

No. 10-2500-50

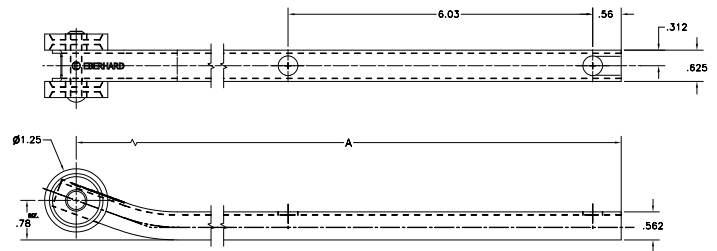
Rod with roller, single hole, 16.05".

No. 13-2500-50

Rod with roller, single hole, 15.94".



No. 2500-50



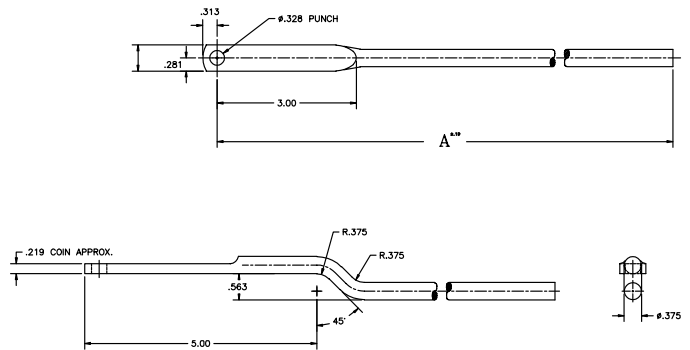
No. 5646-6X

48" rod with offset, .375" dia.

No. 36-5646-6X

36" rod with offset, .375" dia.

No. 5646-6X



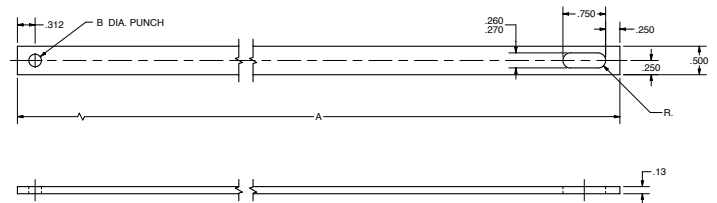
No. 4972-5

30" Flat rod.

No. 41-4972-5

48" Flat rod.

No. 4972-5



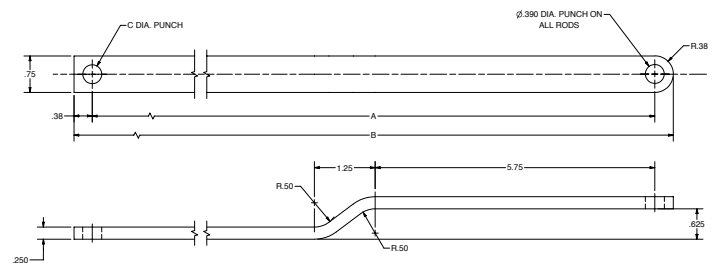
No. 5631-15

32" Flat rod with offset.

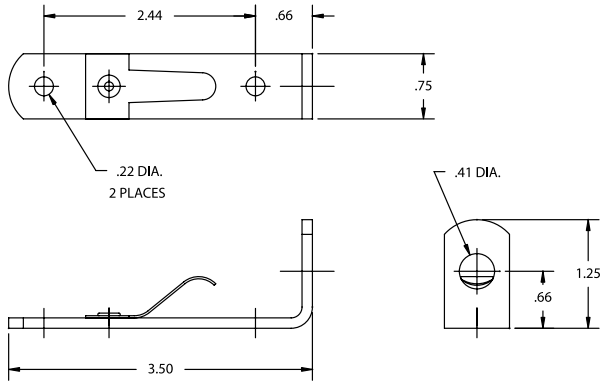
No. 5631-14

49" Flat rod with offset.

No. 5631-15




No. 1-5646-54

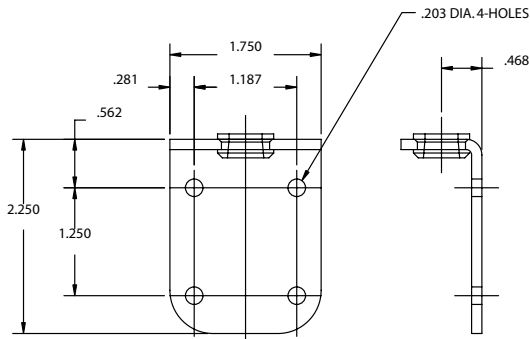


No. 1-5646-54

Rod guide assembly for .375" diameter rod with spring to reduce rattle. Zinc finish.




No. 5646-54

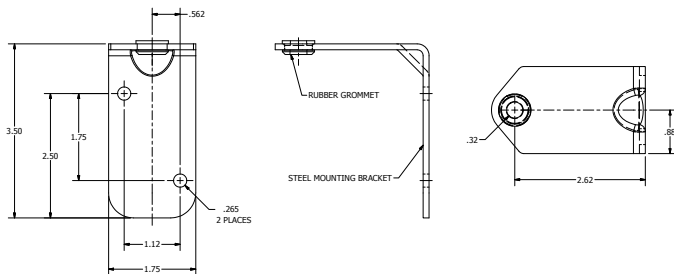


No. 5646-54

Rod guide for .375 dia. rods with rubber O-ring.



No. 2-5646-54



No. 5646-54

Rod guide.

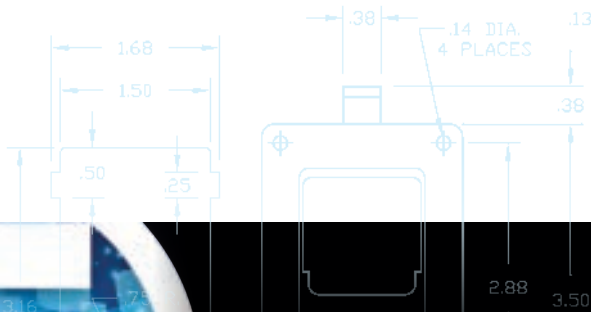
gas springs

section

10

section

gas springs **10**



VISION & STYLE

WE'RE CHANGING THE FUTURE



Now you can have a counterbalance device that has so many features – and thus such a wide range of applications – that every day, someone comes up with a new place to use it.

Just consider these facts about the Pneu-Spring®.

- It's a purely pneumatic device. The only moving part – the piston rod – is totally self-lubricating.
- While acting like a compression-type spring, it delivers a more consistent force through the entire stroke. This is because of the inherent self-regulating nature of the design.
- It is self-dampening. The cushioned end motion reduces shock to a minimum.
- Six standard off-the-shelf units are available to satisfy the requirements of your applications.


Technical Information

The Pneu-Spring is essentially a piston and rod in a cylinder, which is loaded with an inert gas and oil at the factory, and then hermetically sealed. The “compression spring” action is accomplished by the internal gas pressure working on the rod area only. The pressure of the gas is altered within specified ranges to suit the needs of a variety of applications.


An orifice-type valve in the piston regulates (dampens) the extension motion of the Pneu-Spring, but permits undampened compression. Besides lubricating the piston, the oil provides additional dampening at the end of the piston stroke. For this feature to operate effectively, the Pneu-Spring should be installed with the piston rod pointing down.

When designing the installation, care should be taken to avoid side loads which would cause unequal pressure on the main seal. Installations should be limited to conditions where temperatures are not lower than -40°F (-40°C) or greater than $+180^{\circ}\text{F}$ (82°C).


It should be noted that when the Pneu-Spring acts as a counterbalance, an outside stop is not normally required. In any event, the Pneu-Spring should be installed in such a manner as to make full use of its entire stroke. However, a Pneu-Spring should not be forced beyond its designated extended and compressed length.



Shrouds for motor/generator



Portable compressors



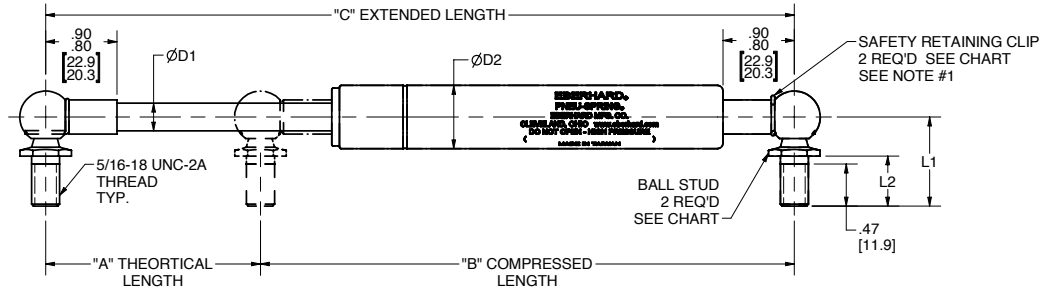
Utility truck enclosures



Machine tool cabinets

Pneu-Spring®

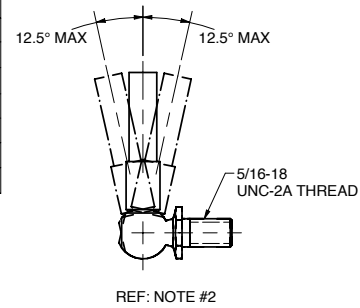
NOTE: Supplied with metal end fittings



Dimensions and Specifications

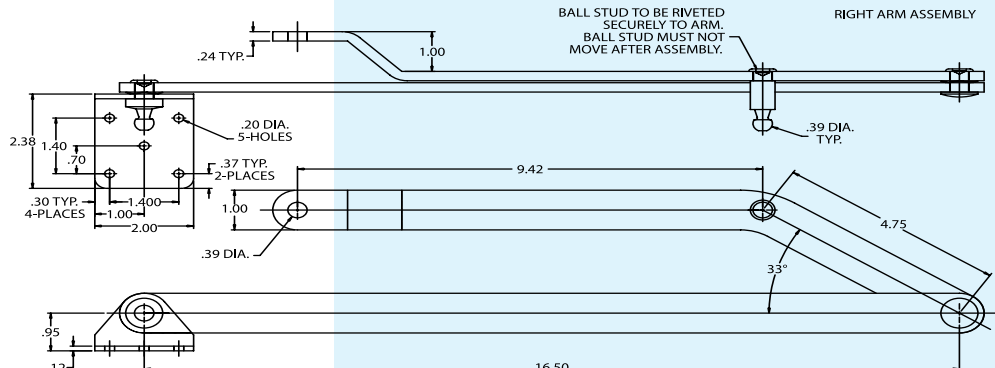
EAA/EBB SERIES GAS SPRING						
MODEL	D1	D2	"A" STROKE	"B" COMPRESSED	"C" EXTENDED	FORCES
EAA-8200	.31 [8.0]	.78 [19.0]	2.00 [50.8]	6.40 [162.6]	8.40 [213.5]	20, 30, 60, 90, 130, 150
EAA-8350	.31 [8.0]	.78 [19.0]	3.550 [88.9]	8.34 [211.9]	11.84 [301.0]	30, 30, 60, 90, 120
EAA-8500	.31 [8.0]	.78 [19.0]	5.00 [127.0]	10.18 [258.6]	15.18 [385.5]	20, 30, 60, 90, 120
EAA-8600	.31 [8.0]	.78 [19.0]	6.00 [152.4]	10.99 [279.2]	16.99 [431.5]	20, 30, 40, 60, 90, 120
EAA-8700	.31 [8.0]	.78 [19.0]	7.00 [177.8]	12.57 [319.3]	19.57 [497.0]	20, 30, 50, 60, 90, 120, 150
EBB-10100	.39 [10.0]	.90 [22.0]	10.00 [254.0]	17.81 [452.5]	27.81 [706.5]	100, 120, 150, 200, 250

BALL STUD AND SAFETY CLIP INFORMATION				
GAS SPRING SERIES	BALL STUD	L1	L2	SAFETY CLIP
EAA SERIES	16298 (10 MM)	.97 [24.7]	.56 [14.2]	16299
EBB SERIES	16301 (13MM)	1.14 [29.0]	.62 [15.7]	16302-SS



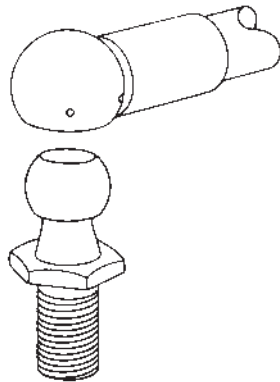
No. 16714-RP&LP

Support arm assembly for use with gas springs. Support arm supplied with 2 ball studs that are riveted onto arms with .39 diameter and one mounting bracket. Part comes in (ST) finish (black sand tex finish).

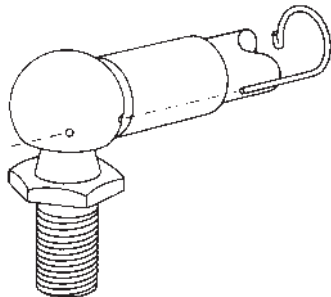


Ball Studs, End Fittings, and Retaining Clips

Typical Assembly



Press end fitting onto ball stud.

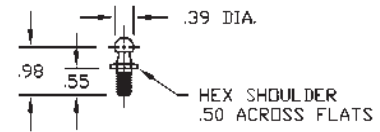


Insert retaining clip.

NOTE: Retaining clip to be used to secure ball stud into gas spring.

No. 16298

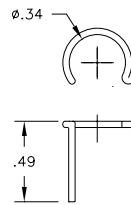
Ball stud – 10 mm.



Model-EAA Series

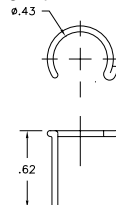
No. 16299

Retaining clip 25 mm.




No. 16302-SS

Retaining clip 30 mm.



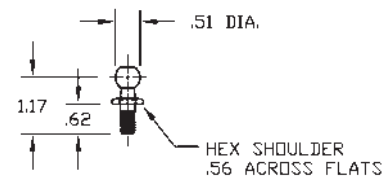
No. 16301



No. 16301

Ball stud – 13 mm.

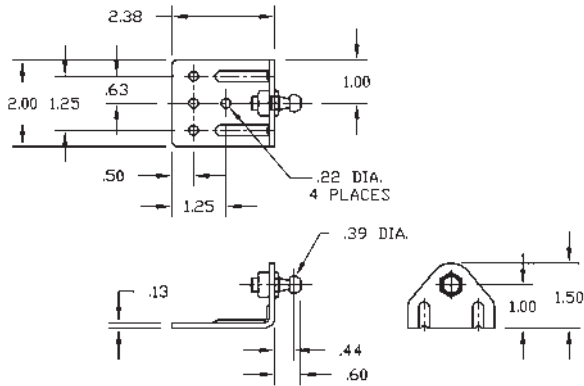
All ball studs have 5/16-18 UNC-2A threads.



Model-EBB Series

Torque requirements for **No. 16298** and **No. 16301** ball studs are 12 to 15 pounds per foot.

No. AL-16339-A



No. AL-16339-A & B


Material – Aluminum bracket.

No. AL-16339-A – Supplied with ball stud **No. 16298**.

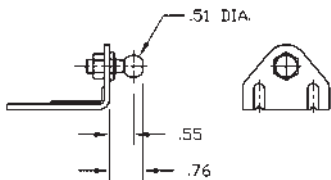
No. AL-16339-B – Supplied with ball stud **No. 16301**.

No. AL-16339 – Aluminum bracket less ball studs (shown).

No. 16339 – Steel bracket.




No. AL-16339-B

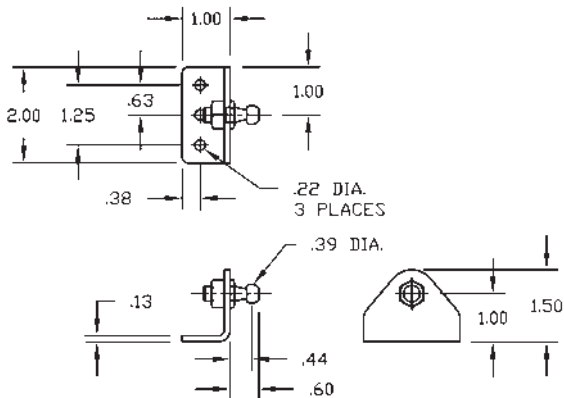


No. AL-16339-B

Material – Aluminum bracket, black finish.



No. AL-16340-A




No. AL-16340-A & B

Material – Aluminum bracket.

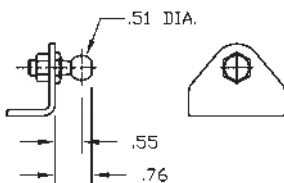
No. AL-16340-A – Supplied with ball stud **No. 16298**.

No. AL-16340-B – Supplied with ball stud **No. 16301**.

No. AL-16340 – Aluminum bracket less ball studs (shown).



No. AL-16340-B



Pneu-Spring® Design Data Sheet

Fax Design Data Sheet to Eberhard Mfg. Co. at (440)572-2732 or Email sales@eberhard.com

Requested by:

Name _____ Date: _____
 Title _____
 Company _____
 Address _____
 City _____ State _____ Zip _____
 Phone _____ Fax _____ Email _____

Requested Information:

Nature of vehicle/apparatus on which the Pneu-Spring will be installed: _____
 Estimated annual quantities required: _____

We will determine the appropriate Pneu-Spring and attachment points for your application. **We REQUIRE an engineering drawing showing both the moveable and fixed components to which the spring will attach.** The drawing must have sufficient detail to enable us to specify suitable attachment locations. Include the following specific information:

- 1) Length of component from hinge edge (i.e. pivot point) to handle (Fig 1A, 1B, 1C): Handle length: _____
- 2) How is the panel mounted (Fig 1A, 1B, 1C)? Vertical Horizontal Offset
- 3) Center of gravity location from center of hinge pivot (Fig 1A, 1B, 1C): X= _____ Y= _____
- 4) Location of hinge pivot from mounting surface (Fig 1A, 1B, 1C): X= _____ Y= _____

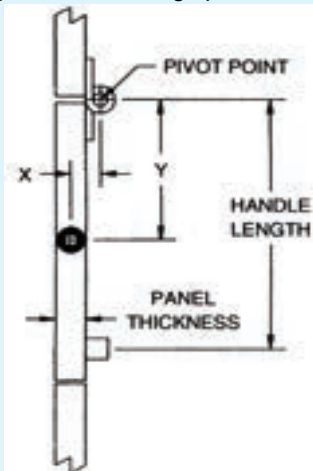


FIGURE 1A

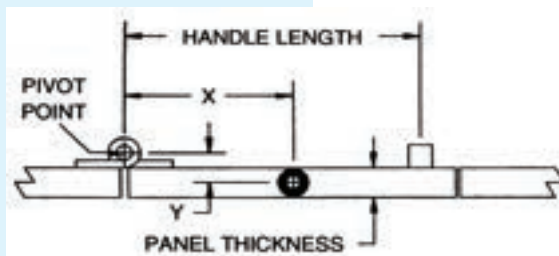


FIGURE 1B

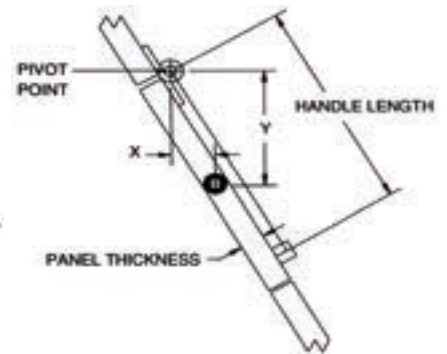


FIGURE 1C

- 5) What is the weight of the panel? _____
- 6) What is the thickness of the panel? _____
- 7) What is the composition of the panel? _____
- 8) Are there limitations of attachment points (e.g. obstructions, structural member to which a spring must be attached, inside or outside installation, maximum permissible penetration into enclosures, etc.)? _____

9) How is the panel hinged (Fig 2)?

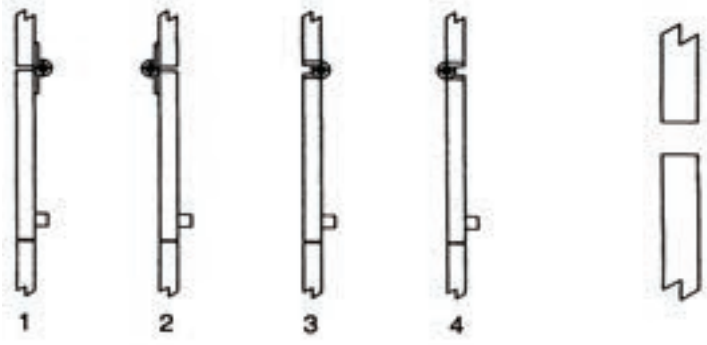
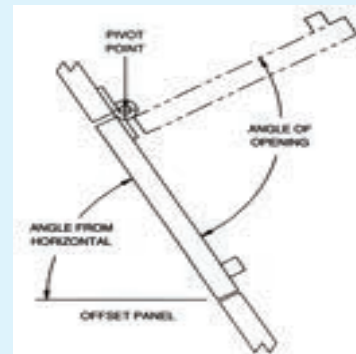


FIGURE 2

Sketch to the left or supply drawing if not shown in 1 - 4

10) Total angle of opening (Fig 3): _____

FIGURE 3



11) Angle offset from horizontal plane (Fig 3): _____

12) Desired action using Pneu-Spring (Fig 4): check one

- to operate under its own force once it is released
- to operate as an assist to relieve the effort required to move the panel weight
- after an assist to start the motion, it will complete the motion by itself
- to go over center installation provides two actions: (1) in the closed position, it keeps the door closed and (2) it provides an assist in opening the door

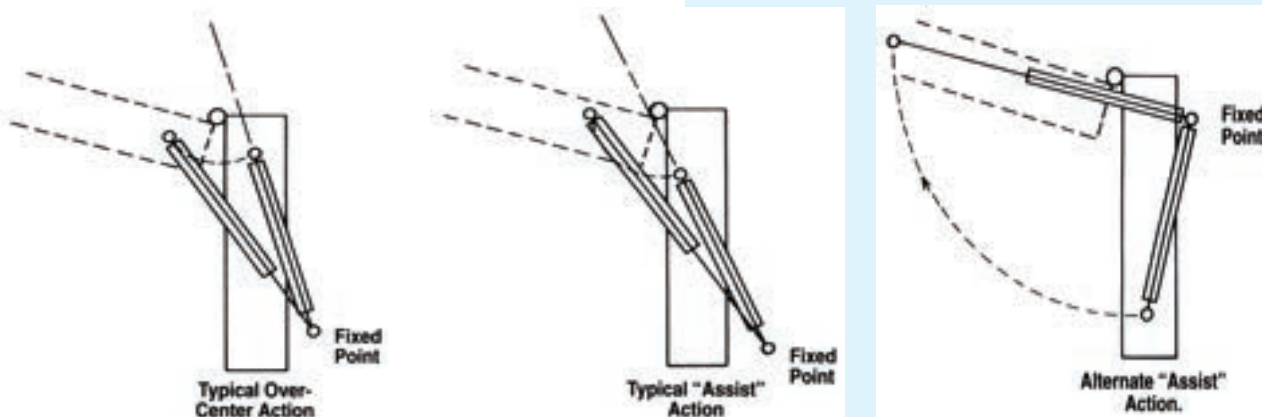


FIGURE 4 (includes all three diagrams)

Eberhard Mfg. Co. will **not** be responsible for any claims or damage resulting from installations which have not been approved by the engineering department of Eberhard Mfg. Co.

pull latches

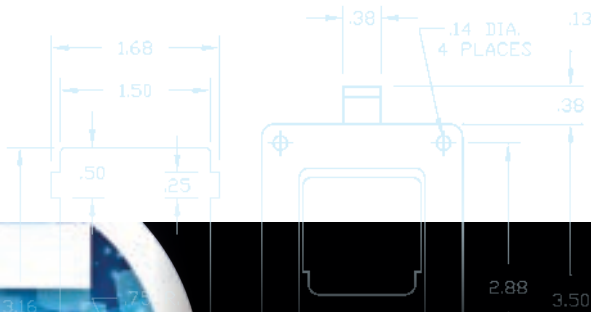
section

11

section

11

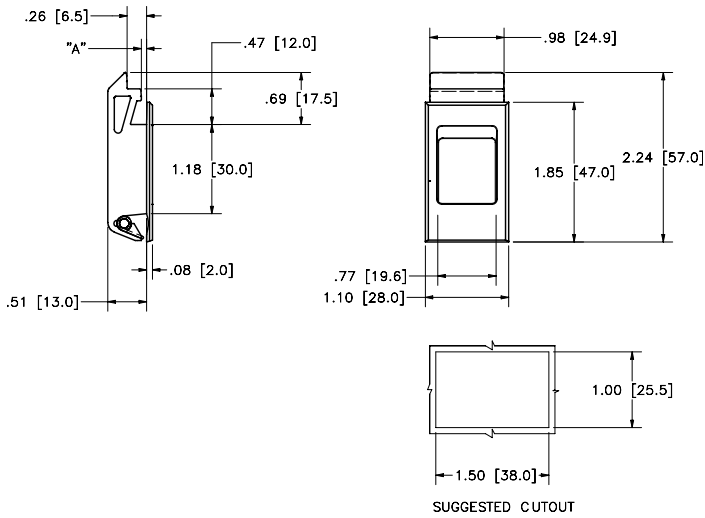
pull latches



VISION & STYLE

WE'RE CHANGING THE FUTURE

No. 485




No. 485

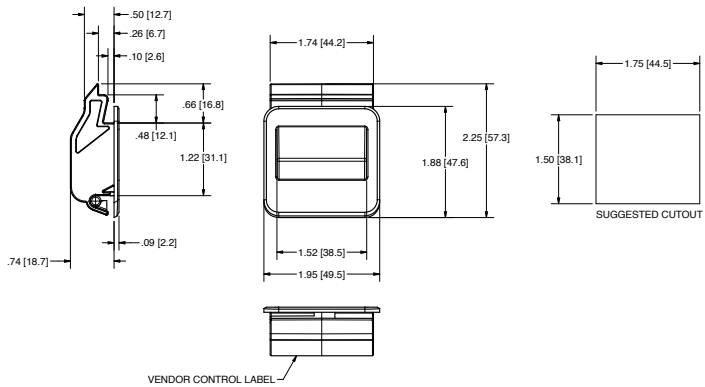
Small snap latch for light duty applications and a panel thickness of 1.5 mm ABS plastic.

No. 1-485

Same as above except with panel thickness of 2.0 mm.



No. 486



No. 486

Large snap latch. ABS plastic.

The E Grabber Latch

21100/21101 Series

Patent Pending

This newly-redesigned pull handle assembly made of die cast materials is ideal for passenger or compartment doors on vehicles with its large easy-to-use handle. Assembly includes a double-bitted key cylinder in locking versions, factory installed receptacle gasket, free-wheeling feature, water resistant, and blind mounting brackets for security and appearance. Handle can be used with Eberhard's Power-Up™ System. Available with chrome handle or receptacle, black powder coated handle or receptacle, textured black powder coated handle or receptacle, or combination of above finishes.



No. 10-21101

Nonlocking, horizontal mount can be connected to inside handle (No. 21000-PKR&L or No. 21000-PKNR&L) which is ideal for entry doors on vehicles.

No. 10-21100-K

Locking, horizontal mount can be connected to inside handle (No. 21000-PK or No. 21000-PKNL) which is ideal for entry doors on vehicles.

No. 11-21100

Locking, horizontal mount without inside connection. Ideal for compartment doors.

No. 12-21101

Nonlocking, vertical mount, no inside connection.

No. 12-21100-K

Locking, vertical mount, no inside connection.

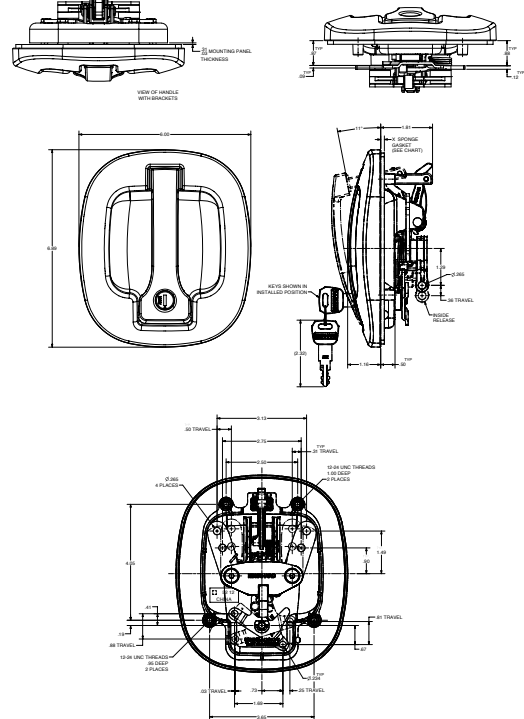
No. 15A-21100-A

Single-point latch with rod adapter and 30 durometer gasket.

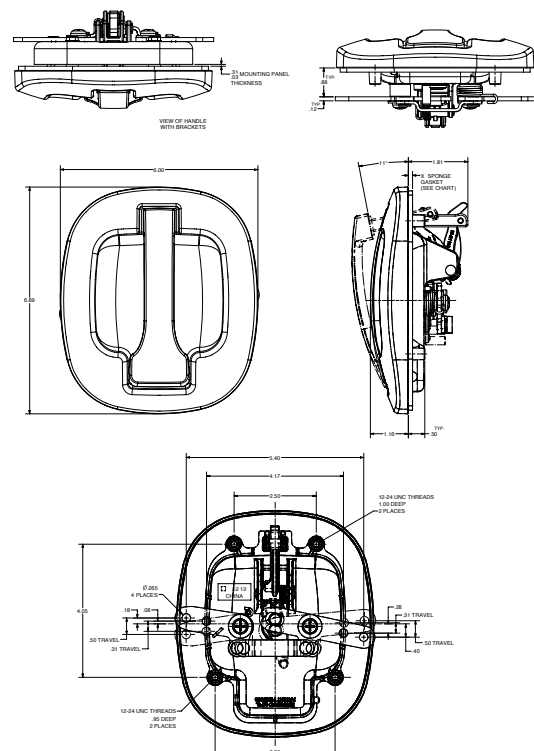
Options:

- Over molded keys with logo or name.
- Short or long mounting brackets.
- Rod adapter options.
- Rubber or foam gasket options.
- Light

No. 10-21100-K



No. 12-21101

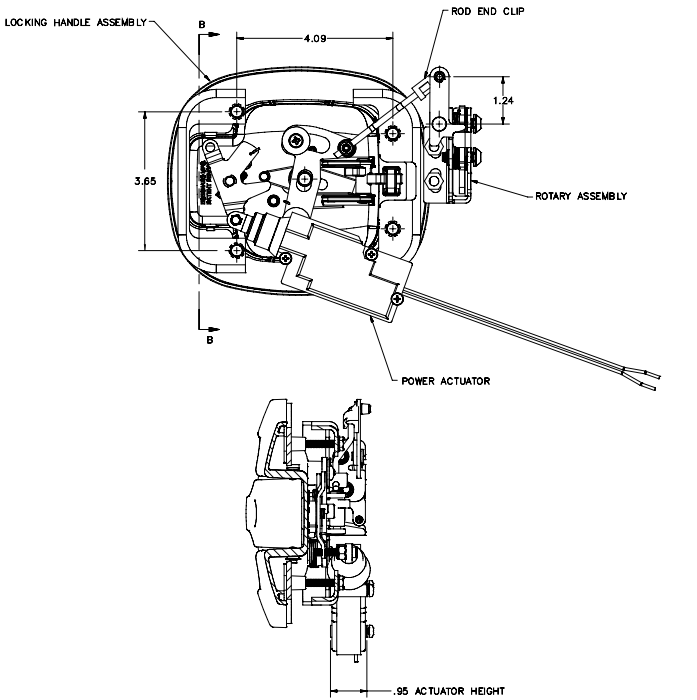
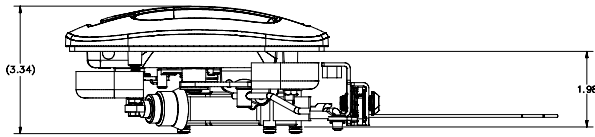


The E Grabber Latch

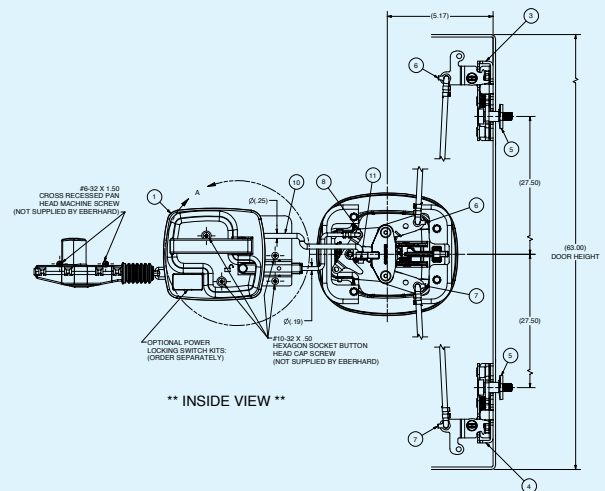
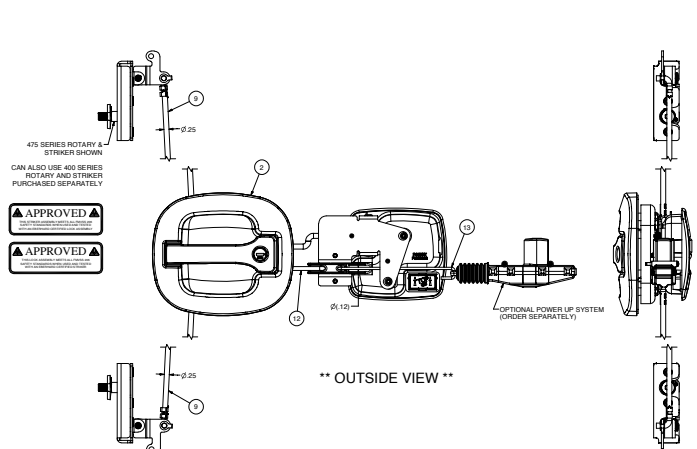
No. 15A-16953-PU

No. 15A-16953-PU

Typical handle set up for the 21100 Series pull handle using a rotary latch and power actuator. Contact the factory about any changes that you may need and let us create a custom kit for you.



Typical layout with a 21100 Series outside latch, 21000 Series inside handle, and optional rods, rotaries, and power actuator.



The E Grabber Latch

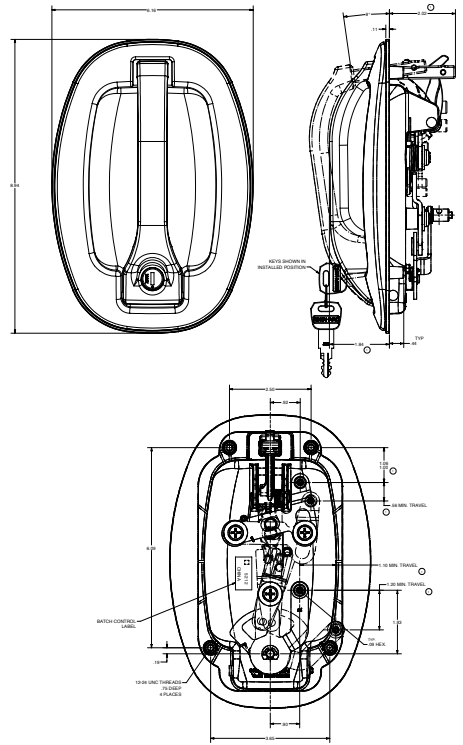
No. 9-31100-UKR&L

Patented

This new single point die cast pull handle features a grab handle that is over 7" long and raised up over 1.50" from the receptacle to provide a large area for grabbing. Handle was designed as a single-point latch with blind mounting, double-bitted key cylinder, factory installed gasket, water resistant, and available in a chrome or black textured finish.



No. 9-31100-UK



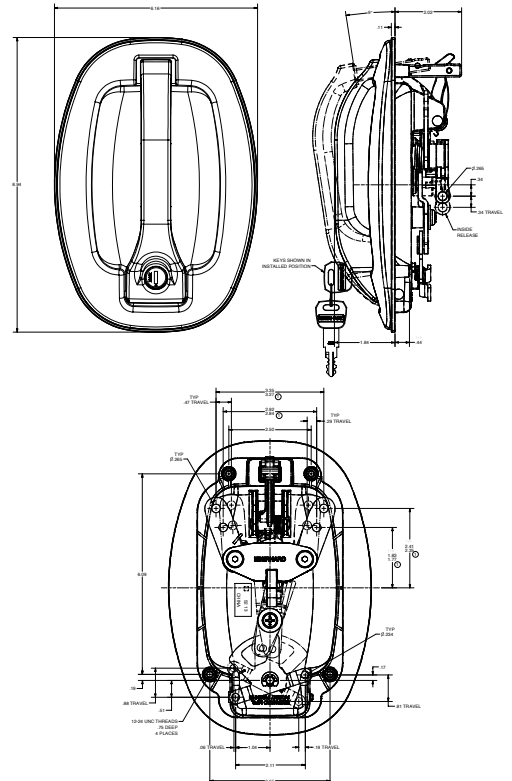
No. 10-31100-UK

Two-point with inside release option, black rubber gasket with lip.

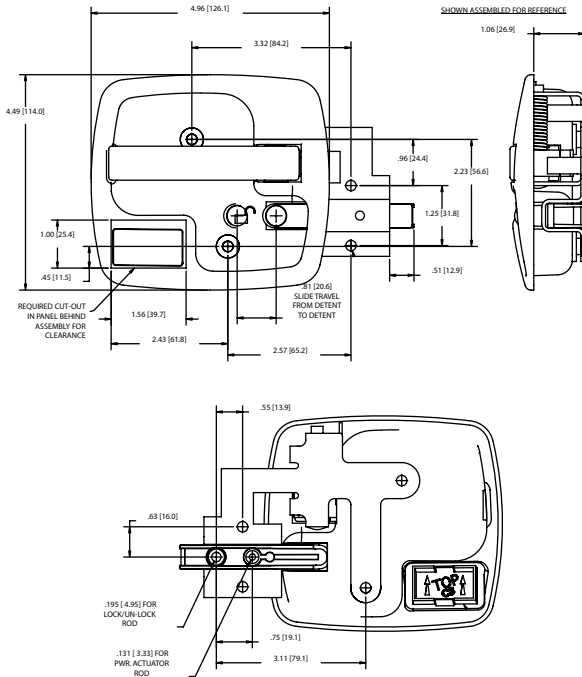
No. 11-31100-UK

Two-point with black rubber gasket with lip, compartment doors.

No. 10-31100-UK



No. 21000-PKL

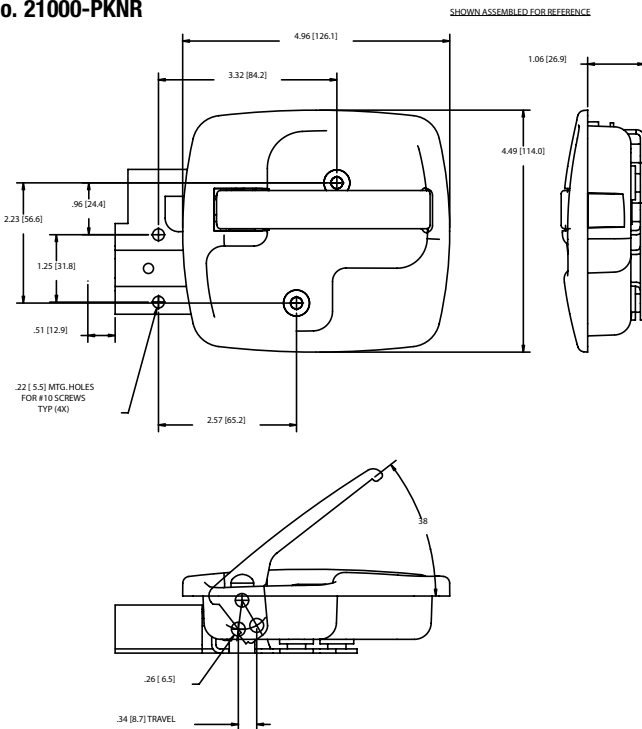


No. 21000-PKL&R

Locking inside paddle latch for driver's side of vehicle. The receptacle and handle are made of die cast materials for durability. Handle features snap-in plug design so handle can be used with or without Eberhard's Power-Up™ System, unlock logo in receptacle, and easy-to-reach mounting holes which make install quicker. Picture shown has power switch option (**No. 16746-U** order separately). Finishes available for handle, receptacle, and slide include black powder coat, bright chrome, or textured black powder coat.



No. 21000-PKNR



No. 21000-PKNL&R
Non-locking.



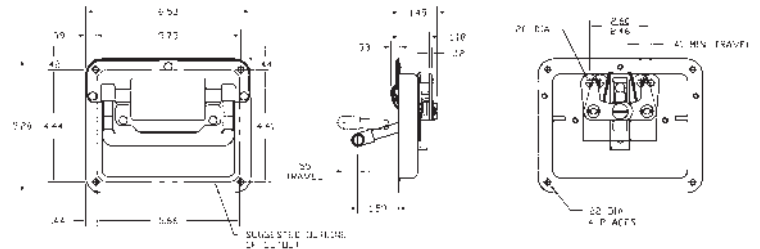
No. 1-5073

Two-point wire grab handle lever lock is ideal for storage containers or access doors. Rod adapter (**Part No. 16619-PK**) can be added to handle to create a multipoint locking system with use of rotaries or end bolts. Standard finish is zinc-plated with olive drab chromate and handle is coated with black Plastisol. Gasket available (**Part No. 16431**). **No. 1-5073-U** includes handle and gasket.

patented



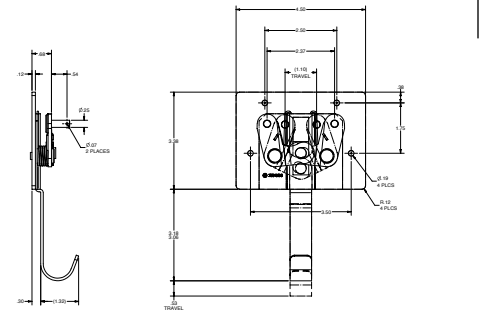
No. 1-5073



No. 1C-16947-R

Two-point pull latch assembly with finger pull, zinc-plated. Ideal for dummy door applications.

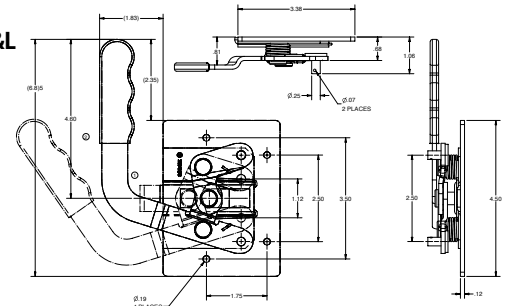
No. 1C-16947-R



No. 2C-16947-R&L

Two-point lever latch assembly with contoured plastisol handle, two .25" studs on lever arms, four mounting holes.

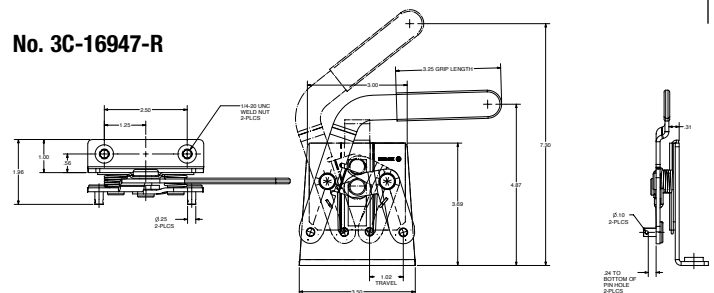
No. 2C-16947-R&L



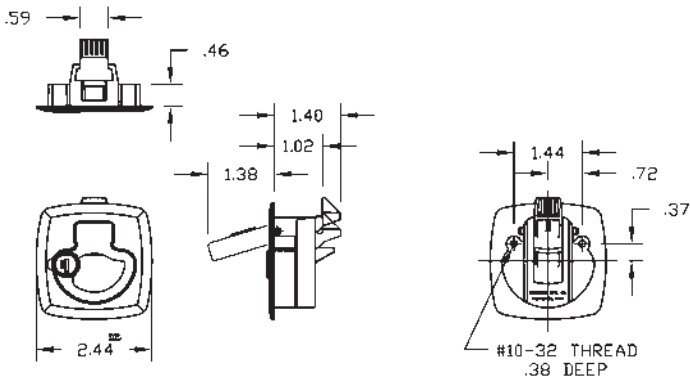
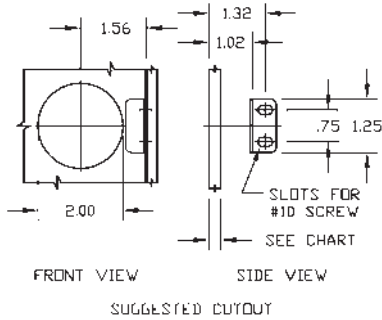
No. 3C-16947-R

Two-point lever latch assembly with plastisol coated handle, two mounting studs on lever arms, and bent mounting bracket.

No. 3C-16947-R



No. 1030-A




No. 1030-A

(nonlocking) and **No. 1031-A** (locking) available in matte black (MB) finish. Made of UV resistant thermoplastic. Ideal for small compartments or doors. To open, pull ring; to close, push door closed. Supplied with mounting bracket and stainless steel striker plate and mounting screws. Locking version shipped with one key. Key Nos. available are 100-109.

No. 2-1031-A

Same as above except with two keys.



Patented

1030-1031

Number	Panel Thickness		Mtg. Bracket Height	Mtg. Screw Length
	Min.	Max.		
1031-100A	.035	.275	.59	.50
1031-100B	.275	.475	.59	.69
1031-100C	.475	.675	.15	.50
1031-100D	.675	.875	.15	.69

Key cylinder available in key nos. 100 through 110. Assemblies to be ordered with the key number as part of the part number as shown. 1031-100A



hinges

section

12

section
hinges 12



VISION & STYLE
WE'RE CHANGING THE FUTURE

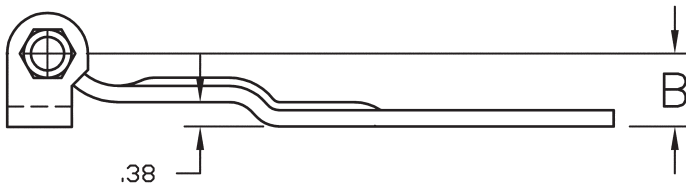
Stiffening Rib

(Standard on 1/4" thick material)

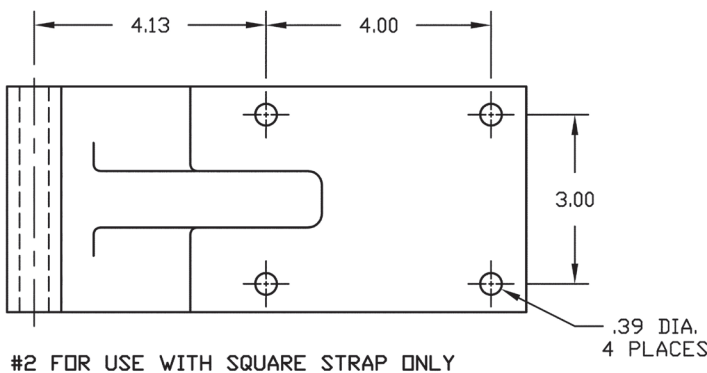
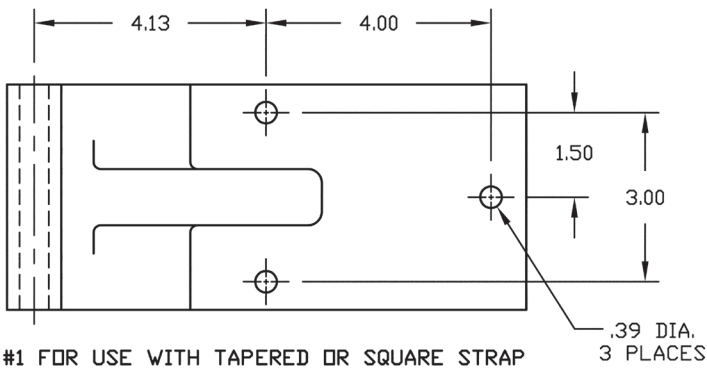
Alternate Tapered Strap

Available with hole pattern #1 only.

NOTE: 5884 Series shown below with rib.



MOUNTING HOLES PATTERNS



No. 5884 & 5885

A strong, solid hinge that provides long-lasting, smooth operation. Available with notched butt to provide greater hinge rotation, gasket clearance, and use of a smaller post.

Finish: Hot-dipped galvanized. Other options available. Consult factory.

No. A1-5884-GU Available with grease fitting.

Dimensions:

4"	width of strap
8-3/4"	center pin to end of strap
4-13/16"	butt length
1-1/4"	butt width

Weight:

4.2 lbs. (1/4" material)

4.9 lbs. (5/16" material)

When ordering, use the following part number guidelines for available options. Example Part No. (read vertically) A1-5885-U.

A = Basic offset of hinge strap assembly

A = 1-1/8" offset

B = 1-3/8" offset

1 = Hole patterns

1 = 3 hole pattern

2 = 4 hole pattern

5 = Strap length

5 = 8-3/4" center pin to end of strap standard

8 = Style of nose

8 = Square nose

9 = Tapered nose

8 = Hinge tubing I.D.

8 = .500 I.D. std. used with **No. 2X-242-A** carbon steel hex-head cap screw and **No. 5897-4** nut or **No. 5897-SS3** stainless steel hex-head cap screw. (2) **No. 15852** case-hardened truss washers furnished as standard.

9 = .625 I.D. used with nylon bushings **No. 5888-3** and stainless steel pin **No. 18-5897-SS3** or brass bushing

No. 16372 with hex-head cap screw.

5 = Material thickness

5 = 5/16" thick without rib


4 = 1/4" thick with rib

U = Unassembled assembly

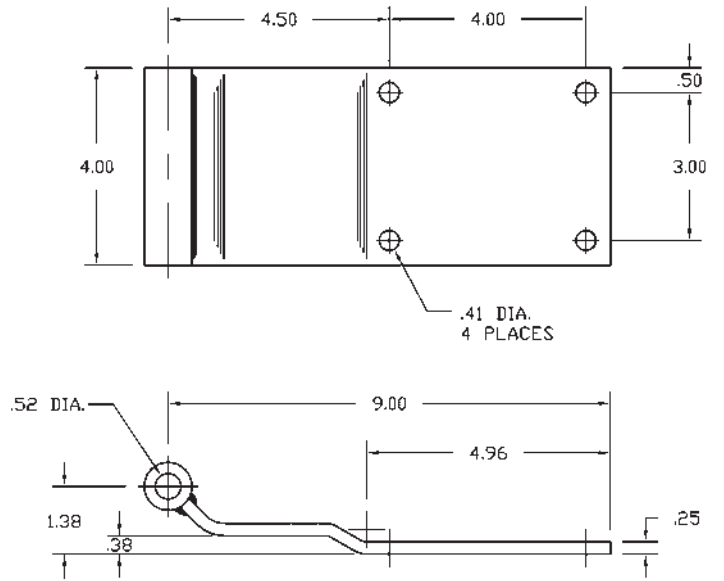
SBU = Unassembled assembly with stainless steel bolt.

No. 31-5897-50 Hinge Strap

Available with white finish or galvanized finish.

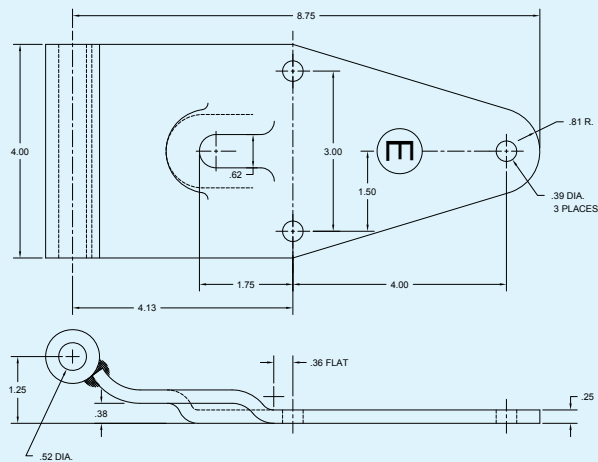


No. 31-5897-50



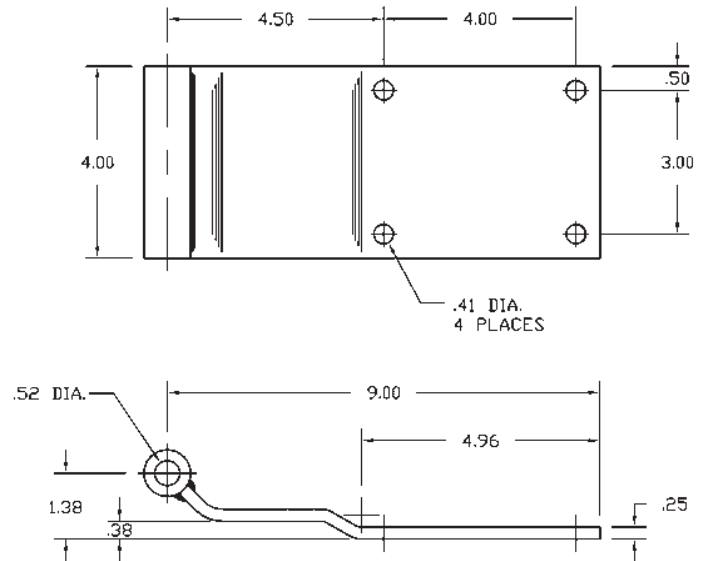
No. 30-5897-50

Hinge strap, galvanized finish.



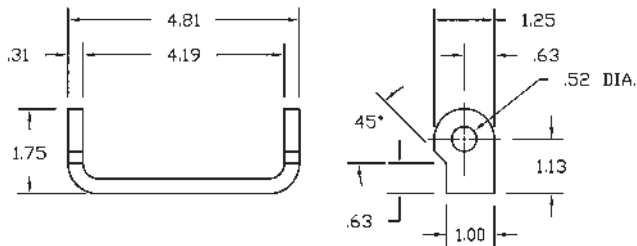
No. 33-5897-50

Offset hinge strap.

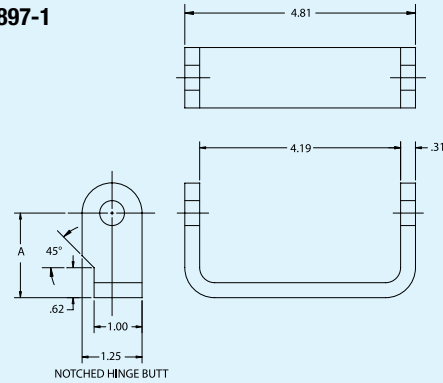


No. 9-5897-1

Carbon steel notched hinge butt.



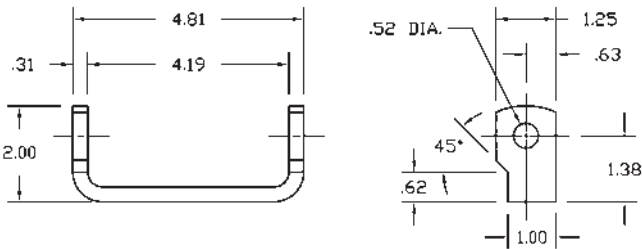
No. 7-5897-1



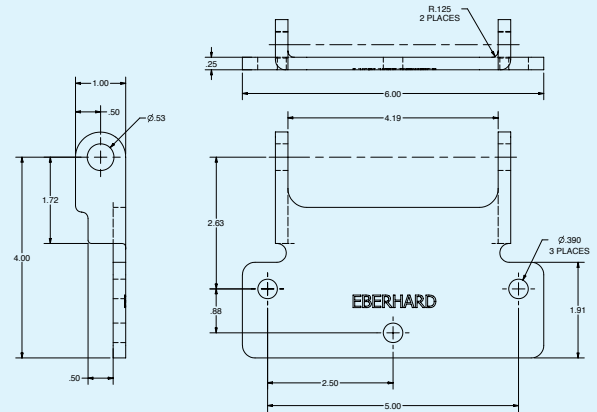
No. 18-5897-SS1N

Notched hinge butt.

300 series stainless steel notched hinge butt.



No. 30-5897-1

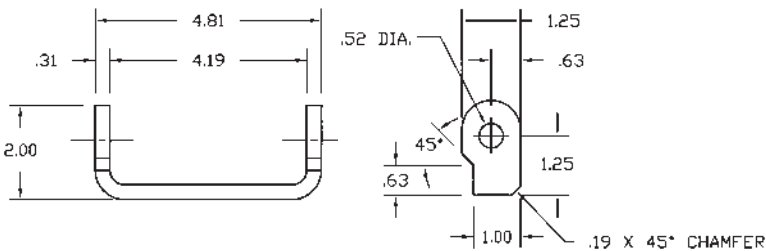


No. 26-5897-1 .375 Dia. countersunk holes.

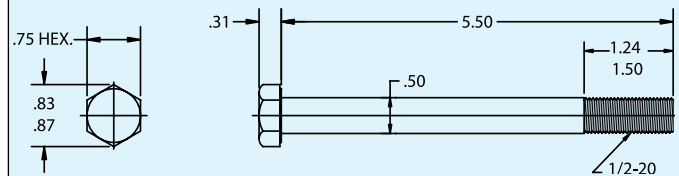
No. 35-5897-1 .413 Dia. countersunk holes.

No. 19-5897-1NB

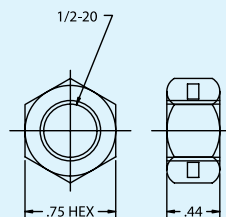
Carbon steel notched hinge butt with beveled edge.



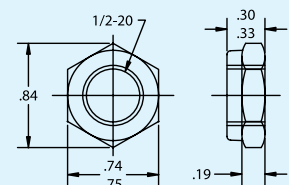
No. 5897-SS3



No. 5897-4



No. 5897-SS4



No. 29-5897-IN

.63 Dia. hole overall height of 1.88".



No. 6515-SSP

Polished 10 gauge 304 stainless steel hinge with rounded corners and .256" square mounting holes that accept a standard 1/4" carriage bolt.

Weight .35 lbs.

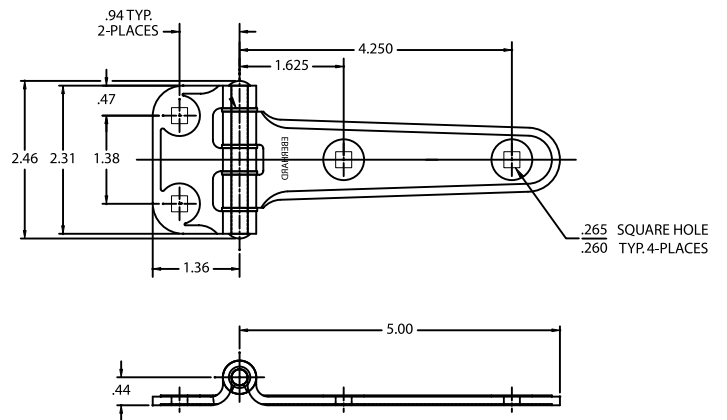
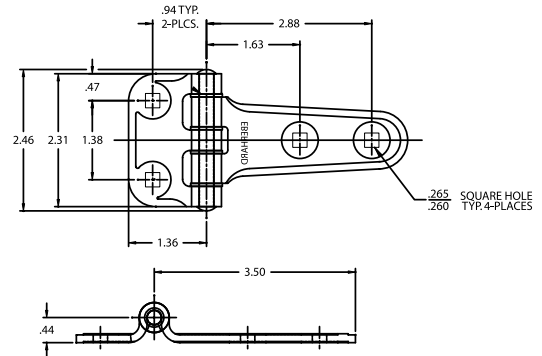

Optional Offsets for 6515 and 6516

Prefix	Offset	X-Dimension
1	1/8	1.69
2	1/4	1.74
3	5/16	1.75
4	3/8	1.75



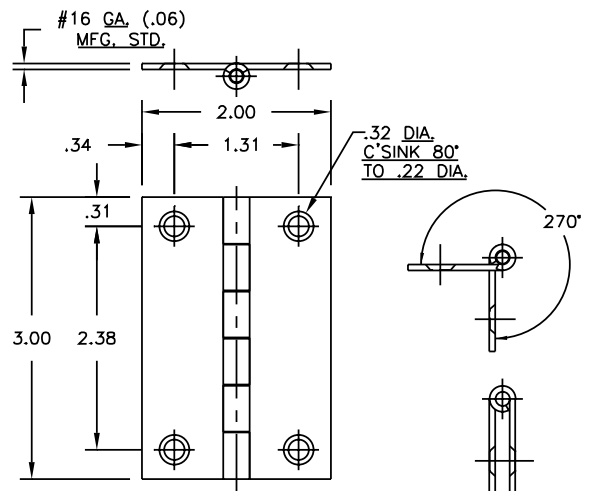
No. 6516-SSP

Same as the 6515-SSP except strap is 5" long.

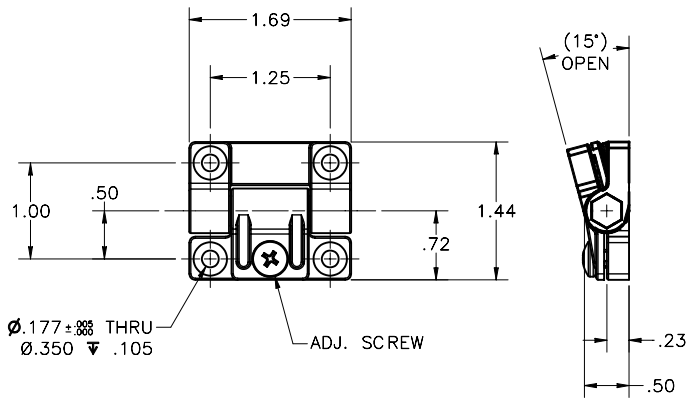


No. 6-50

Carbon steel with zinc finish ideal for small doors or access panels.



No. 16945

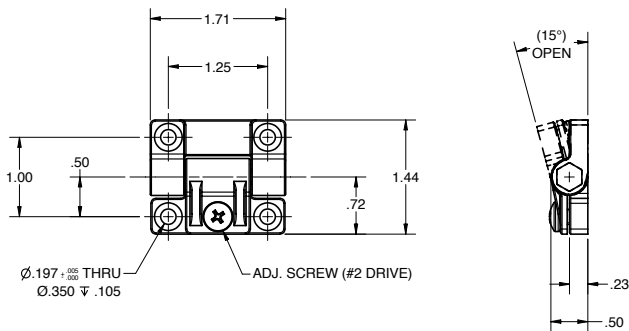


No. 16945

Small black engineered polymer friction hinge with adjustment screw and .177 dia. mounting holes.



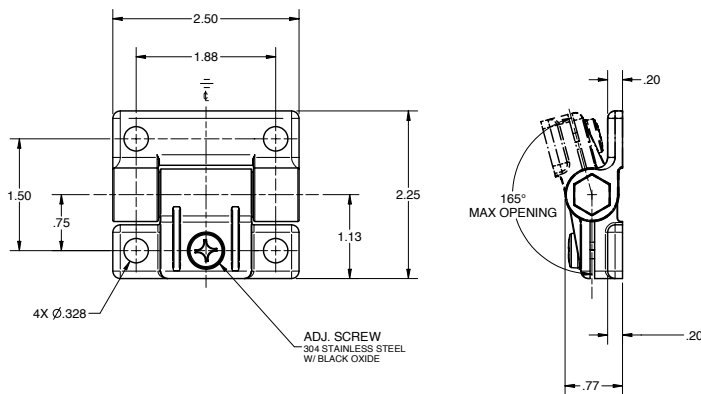
No. 1-16945



No. 1-16945

Small black engineered polymer friction hinge with adjustment screw and .197 dia. mounting holes.

No. 26945



No. 26945

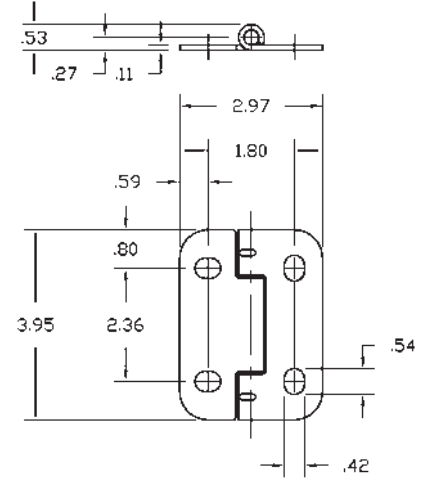
Hinge assembly similar to 16945 Series with overall length of 2.50" and four .328" dia. mounting holes. Max load 600 lbs.

No. 6704-SSP9

Stainless steel hinge assembly.
Black powder coated finish.
General utility hinge with slotted mounting holes for adjustment.
Weight: .48 lb.




No. 6704-SSP9

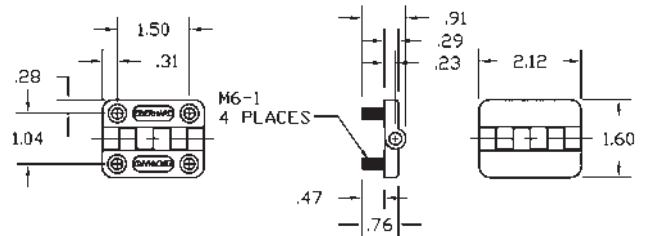


No. DC-50-P8

Die cast hinge with mounting stands.
Black powder coated finish.
Blind mount fastening.



No. DC-50-P8



No. DC1-50-P8

Die cast hinge with countersunk holes
.217 dia.


No. DC2-50-P8

Die cast hinge with countersunk holes
.276 dia.

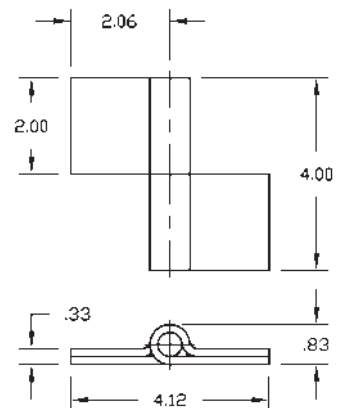
No. 6700-UR

No. 6700-UR&L

Heavy-duty lift-off hinge assembly. Ideal for truck body cargo beds and large cabinets. Available in 304 stainless steel or zinc-plated carbon steel.
Weight: 1.2 lbs. (8 gauge)


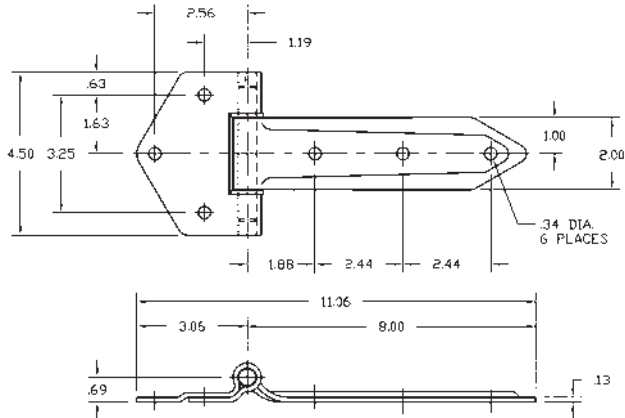


Add "SS" to part number to specify 304 stainless steel in plain finish.
Consult factory for optional offsets.



No. 5869-X

Material 10 ga. (.134") high-strength, low alloy.



No. 5869-X

8" stamped steel hinge for flush mounting. Has hardened steel truss bearings to effectively carry door loads.

Weight: 1.71 lbs.


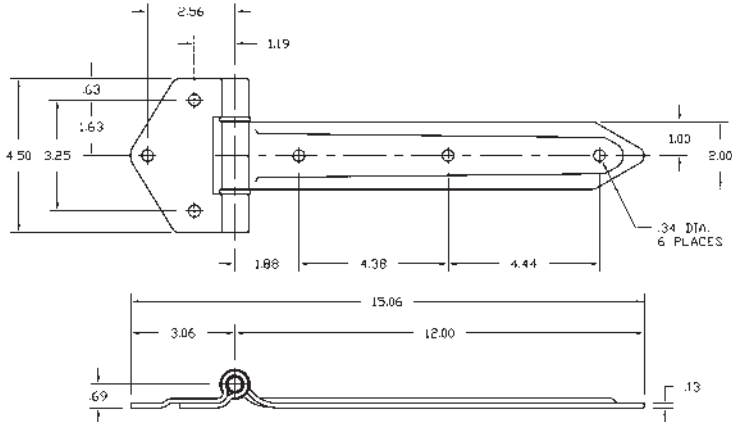
No. 1-5869-X

Same as **5869-X** except has removable hinge pin.

Weight: 1.85 lbs.

No. 5870-X

Material 10 ga. (.134") high-strength, low alloy.



No. 5870-X

Same as **5869-X** except measures 12".

Weight: 1.98 lbs.

No. 1-5870-X

Same as **5870-X** except has removable hinge pin.


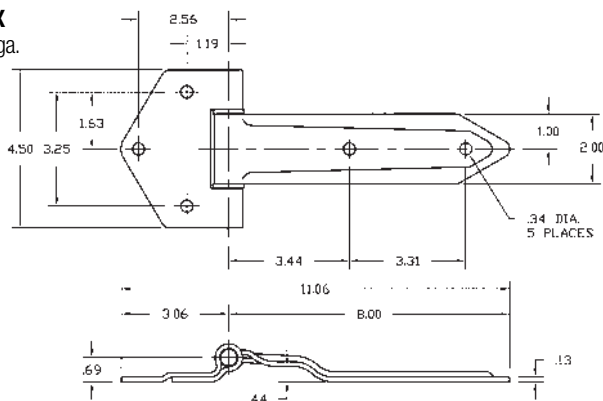
Weight: 2.11 lbs.

No. 14-5870-X

Same as **5870-X** except with (6) .40" dia. mounting holes.

No. 5889-X

Material 10 ga. (.134") high-strength, low alloy.



No. 5889-X

8" over-the-seal stamped steel hinge for flush mounting. Hardened steel truss bearings and offset.

Weight: 1.65 lbs.

No. 1-5889-XR&L

8" over-the-seal stamped steel hinge furnished with 2-5/8" wide narrow hinge butt, nylon bushings and steel hinge pin. Specify right or left hand when ordering.

Weight: 1.16 lbs.


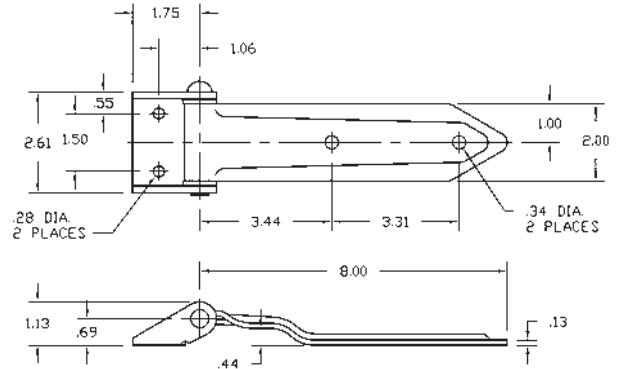
No. AL1-5889-XR&L

Aluminum 8" hinge available on request quote. Same as **1-5889-XR&L** except has stainless steel hinge pin and is furnished in 7-ga. (.179") thick material.

Weight: .53 lbs.

No. 1-5889-XL

Material 10 ga. (.134") high-strength, low alloy.



No. 5890-X

Same as **No. 5889-X** except measures 12".

Weight: 2.00 lbs.

No. 1-5890-X

Same as **No. 5890-X** except has removable hinge pin.


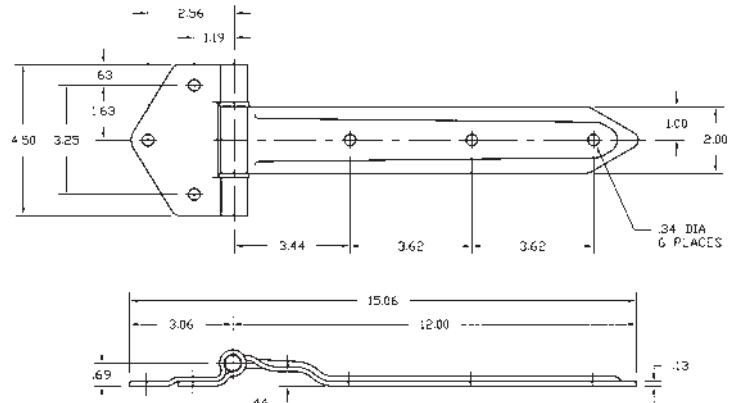
Weight: 2.00 lbs.

No. 14-5890-X

Same as **5890-X** except with (6) .40" dia. mounting holes.

No. 5890-X

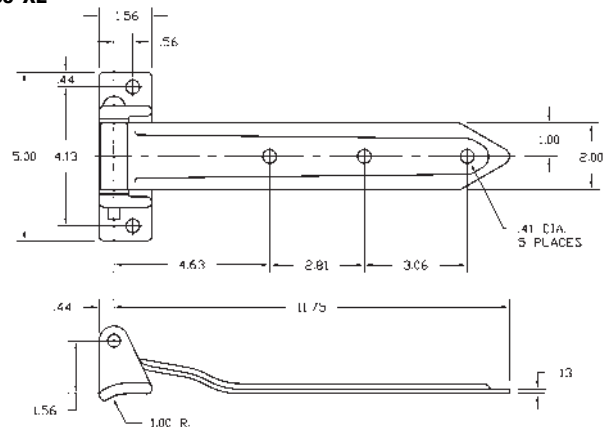
Material 10-ga. (.134") high-strength, low alloy.



No. 14-5880-XR&L

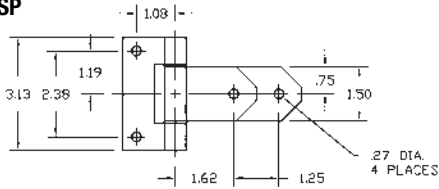
Malleable iron, radius butt hinge. Stamped mounting type hinge assembly.

No. 14-5880-XL



To customize the hinge butt or strap with your company logo, consult factory.


No. 6511-SSP



No. 6511-SSP

304 stainless steel. 3-1/2" long x 1-1/2" wide strap. Burnished finish.

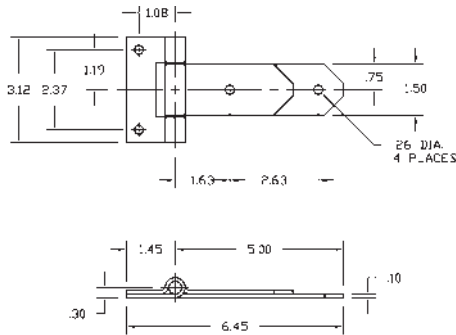
Weight: .59 lbs.



NOTE: Offsets for 6511 and 6521 Series

Prefix	Offset Dim.	X Dim.
1	1/8"	1.04"
2	1/4"	.98"
3	5/16"	.93"


No. 6521-SSP



No. 6521-SSP

304 stainless steel. 5" long x 1-1/2" wide strap. Burnished finish.



Weight: .72 lbs.



No. 6531-SSP

304 stainless steel. 8" long x 1-1/2" wide strap.
Burnished finish.

Weight: 2.0 lbs.



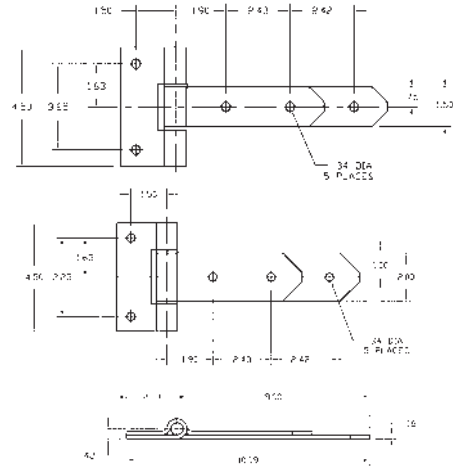
No. 6532-SSP

304 stainless steel. 8" long x 2" wide strap.
Burnished finish.

Weight: 2.4 lbs.



No. 6531-SSP





NOTE: Offsets for 6531, 6532, 6541, and 6542 Series.

Prefix	Offset Dim.	X Dim.
1	1/8"	1.47"
2	1/4"	1.41"
3	5/16"	1.37"
4	3/8"	1.31"

No. 6541-SSP

304 stainless steel. 12" long x 1-1/2" wide strap.
Burnished finish.

Weight: 2.5 lbs.



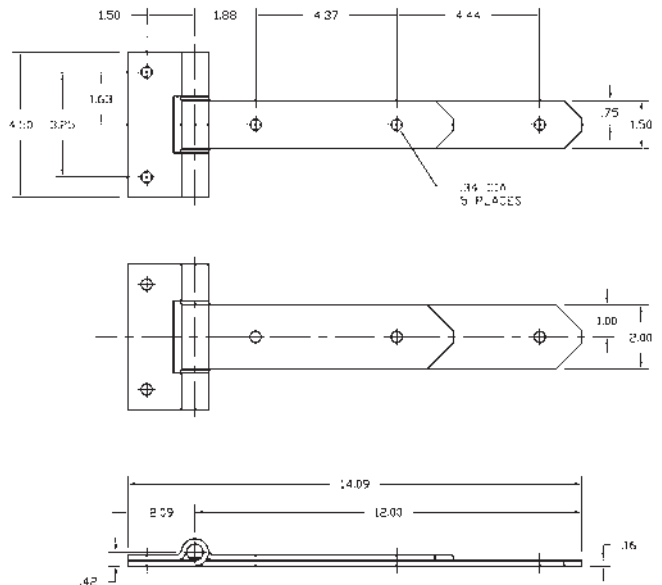
No. 6542-SSP

304 stainless steel. 12" long x 2" wide strap.
Burnished finish.

Weight: 3.0 lbs.

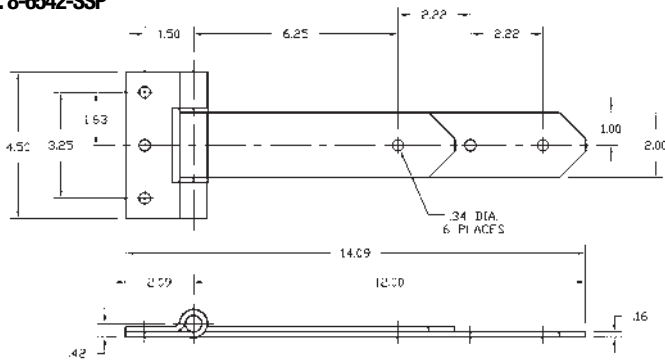


No. 6541-SSP




To customize the hinge butt with your company logo, consult factory.

No. 8-6542-SSP

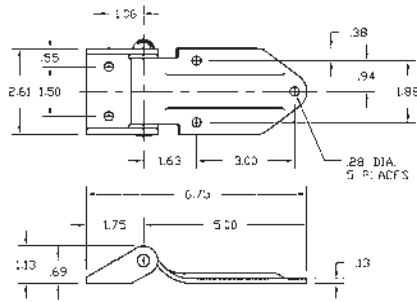


No. 8-6542-SSP




Prefix	Offset Dim.	X Dim.
1	1/8"	1.34"
2	1/4"	1.28"
3	5/16"	1.24"
4	3/8"	1.19"

No. 5867-L

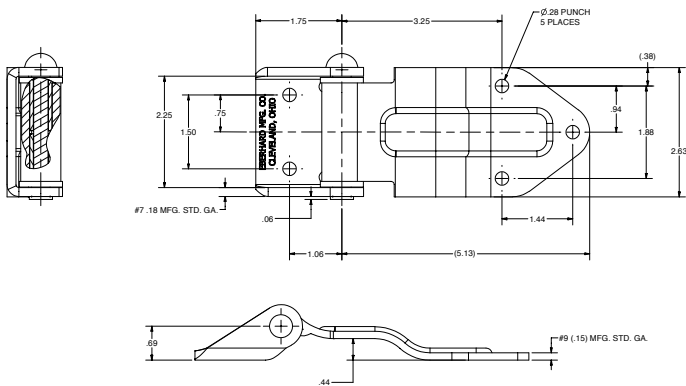


No. 5867-R&L

5" stamped steel hinge for flush mounting. Has nylon sleeve bearings for easier operation. Weight: 1.1 lbs.




No. 5868-L



No. 5868-R&L

Same as No. 5867 except designed for over-the-seal flush mounting. Weight: 1.4 lbs.

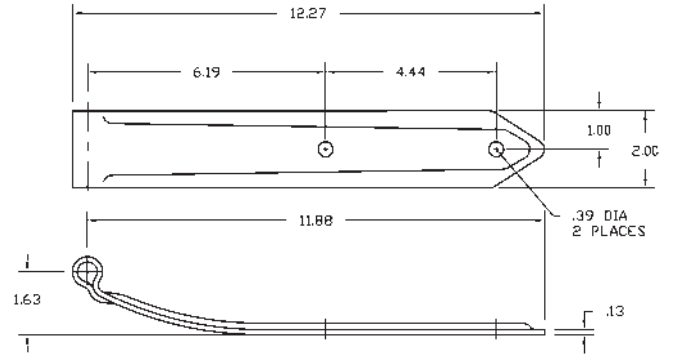


No. 6-5870-2X

Hinge strap 11-7/8" length, 1-5/8" offset, (2) 3/8" dia. mounting holes, carbon steel.

request quote

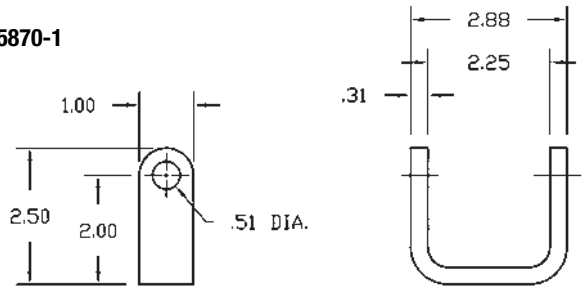
No. 6-5870-2X



No. 6-5870-1

Hinge butt carbon steel 2" offset, 1" wide, 1/2" dia. hole.

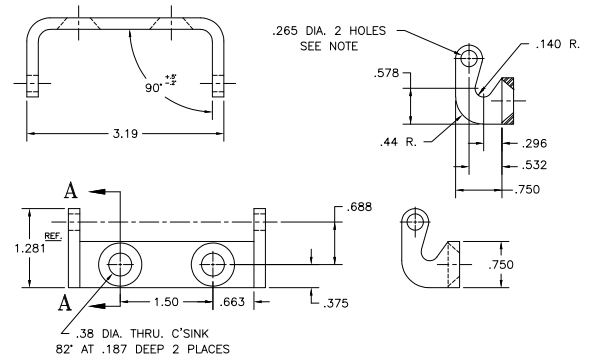
No. 6-5870-1



No. 71-SS1

Hinge butt.

No. 71-SS1



No. 287B87-RM&L


Hinge bracket.

Right-Hand Opposite

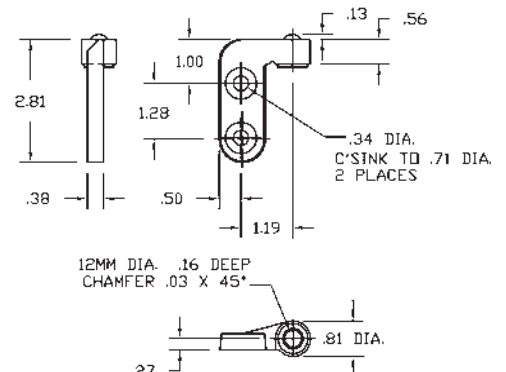
Specifications:

Malleable nylon bushing for 3/8" diameter pin.

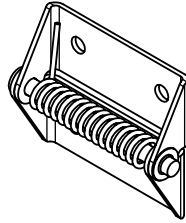
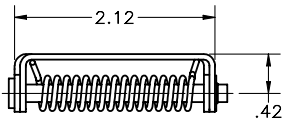
Mounting hole 11/32" – center to center 1-1/4"
Weight: .34 lbs.



No. 287B87-RM&L



No. 6705


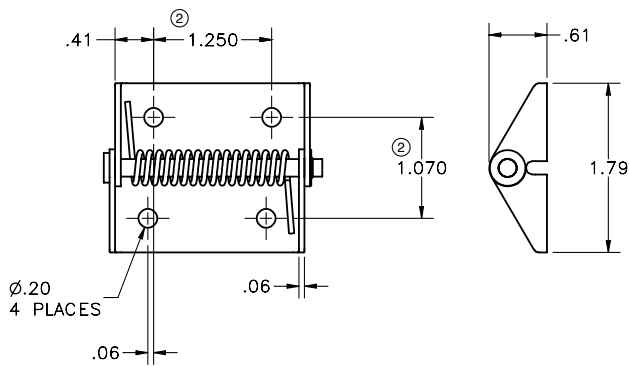


No. 6705

Carbon steel hinge assembly with light stainless steel spring and four .20 dia. mounting holes.

No. 1-6705

Carbon steel hinge assembly with heavy stainless steel spring.



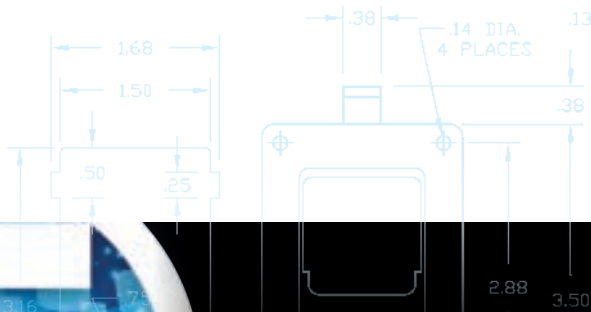
push buttons

section

13

section

push buttons **13**

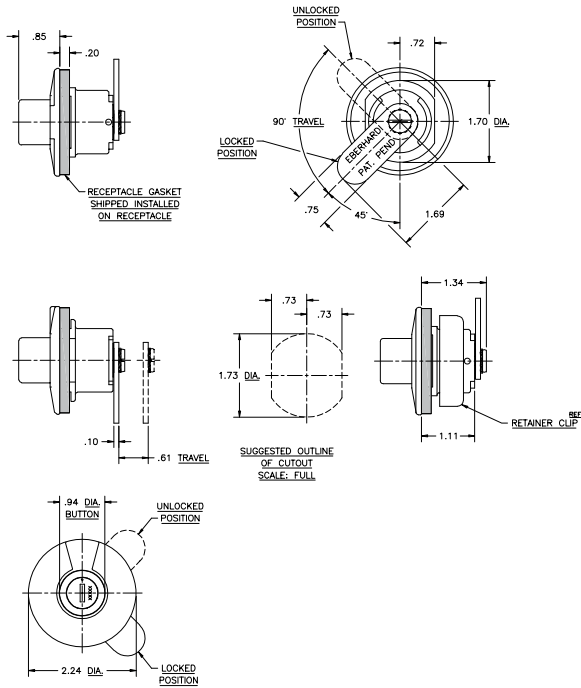


VISION & STYLE

WE'RE CHANGING THE FUTURE

No. 862-R


Patented



No. 862-R&L/872-R&L

Single-point push buttons are ideal for compartment doors, tonneau covers, or toolboxes. Designed to be used in conjunction with rotary latches or end bolts. Standard features include a water-resistant design to prevent water intrusion into the compartment, double-bitted automotive style key series, and a chrome push button with a black powder coated bezel finish. Buttons are furnished in RH and LH configurations. Need to signify when ordering. Weight: .57 lbs.

Other variations available. Consult factory.



No. 1-862-R
(Round bezel, flush button)

request quote

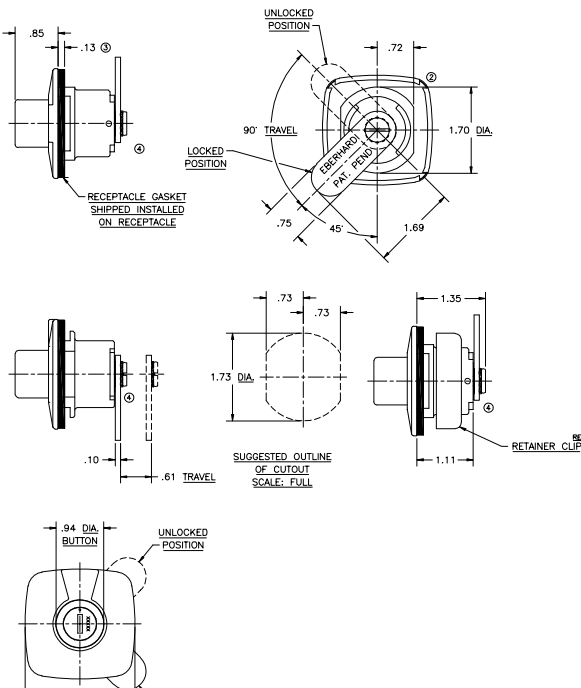


No. 1-872-R
(Square bezel, flush button)

request quote

No. 872-R

Patented



No. 862-R
(Round bezel, raised button)

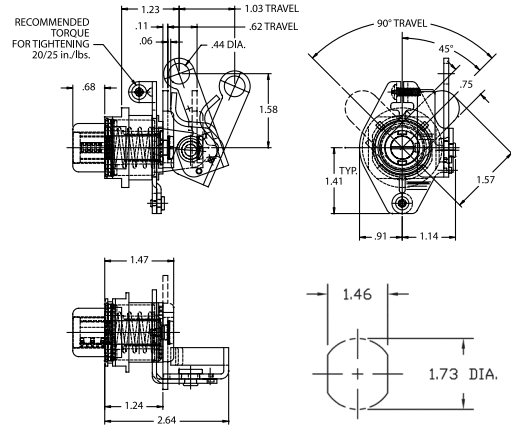
No. 8720-L
(Square bezel, raised button)

No. 11-860-UL

Single-point push button assembly with mounting bracket and "push" actuator lever. Supplied with one double-bitted key and foam gasket. All components shipped loose. Designed to be installed from the inside of the toolbox. All components shipped loose. (Bracket, face, and gasket)



No. 11-860-UL

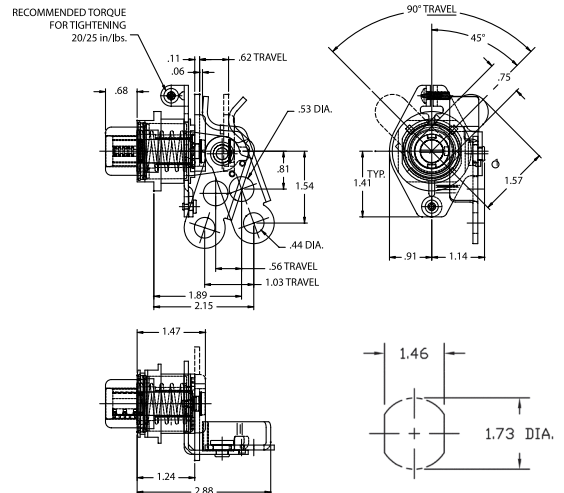


No. 12-860-UL

Same as 11-860-UL except has "pull" actuator lever.




No. 12-860-UL

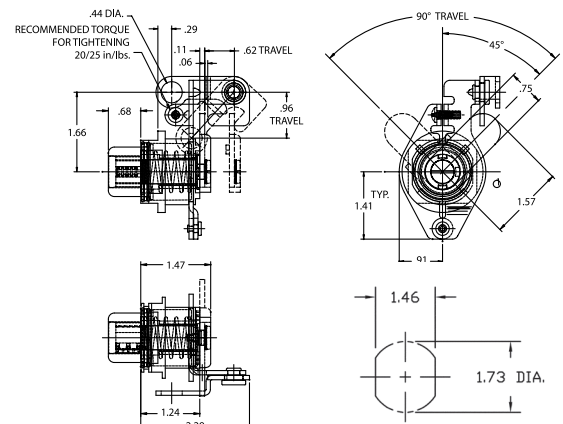


No. 13-860-UL

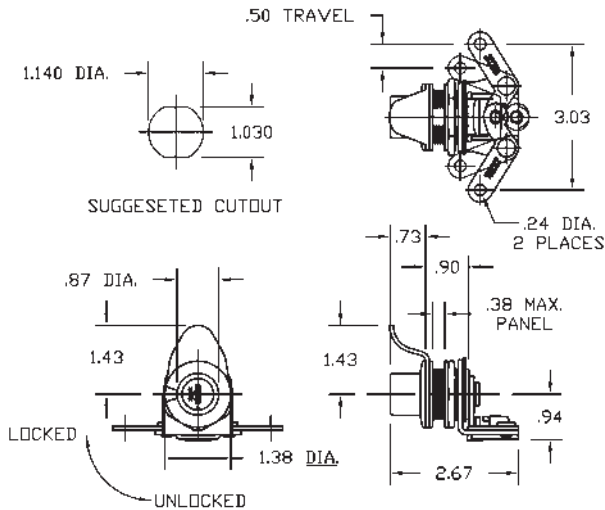
Single-point push button assembly with mounting bracket and actuator lever. Supplied with one double-bitted key and foam gasket. Designed to be installed from inside the toolbox. All components shipped loose. (Bracket, face, and gasket)



No. 13-860-UL

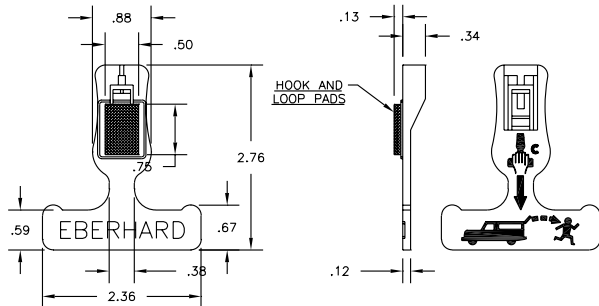


No. 2-682-PK



No. SA2-680-11C

Handle.

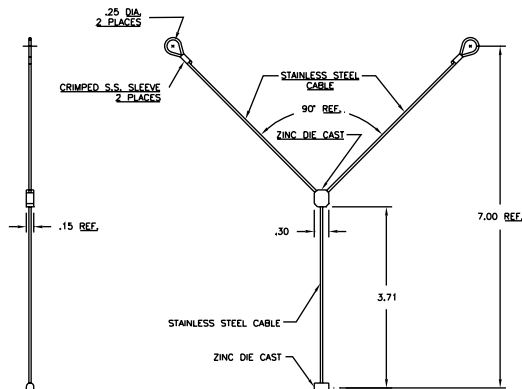


No. SA2-680-11B

Same as C version except no picture.

No. SA2-682-12Y


Cable.



No. 2-682-PK

Patent Pending

Eberhard's new two-point push button lock was designed for use with rods or cables, in conjunction with rotaries or end bolts. Ideal uses are for truck toolboxes, tonneau covers, or compartment doors that require a finger pull for a firm grasp. Available in two finishes (31) black powder receptacle with chrome push button, (30) black powder receptacle and push button. Maximum panel thickness is 3/8". Standard features include double-bitted automotive style keys, water-resistant design to prevent water intrusion into the compartment, and two gaskets.



Weight: .42 lbs.

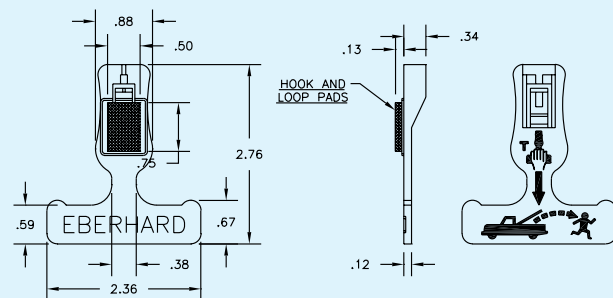
Rod/Cable adapter available (**No. 16619-15PK**). Furnished with 2 keys.

No.	Option
2-682	Single-point push button only with finger pull
3-682	Single-point push button only without finger pull
3-682-PK	Same as 2-682-PK except without finger pull
4-682-PK	Same as 2-682-PK except has two rod adapters riveted to arm
SA2-682C-PK	Same as 2-682-PK except has inside release cable and handle with cap picture
SA2-682T-PK	Same as above except has tonneau picture
SA3-682C-PK	Same as SA2-682C-PK except no finger pull
SA3-682T-PK	Same as SA2-682T-PK except no finger pull

Other variations available. Consult factory.

No. SA2-680-11T

Handle.



No. 16784-U

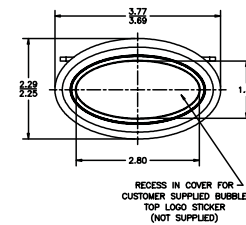
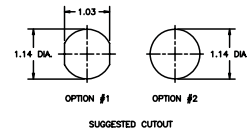
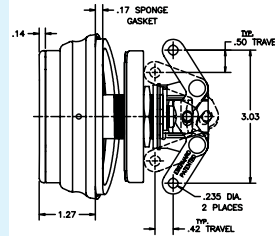
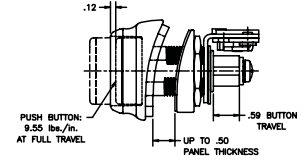
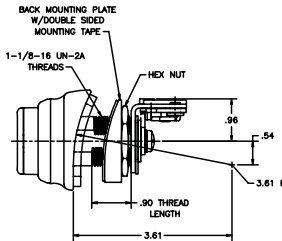
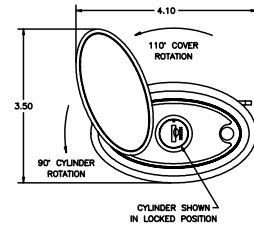
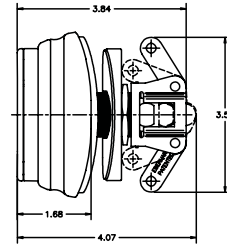
Spring loaded push button assembly with cover, key-locking with a double-bitted key cylinder, two-point lever arms, and curved mounting face with bracket. Constructed of die cast material for durability and available with a black powder coat finish.



No. 1-16784-U

With straight mounting face.

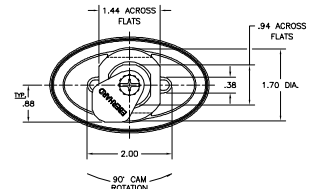
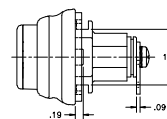
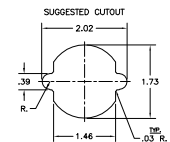
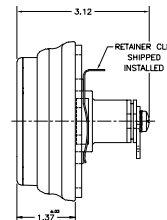
No. 16784-U



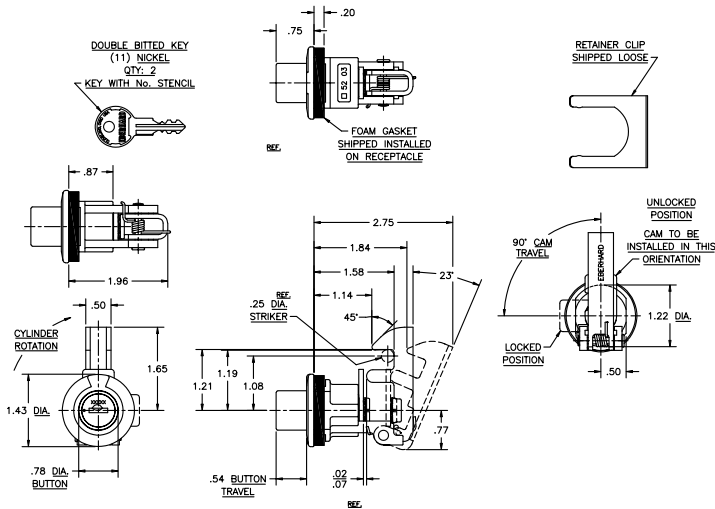
No. 1-16884-PKX

No. 1-16884-PKX

Similar to 1-16784-U push button assembly except with a single point cam.




No. 685-PK



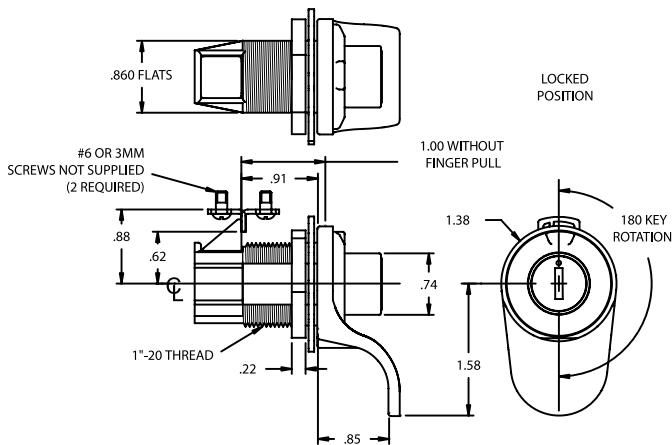
No. 685-PK

Patent Pending



Push button slam latch is designed for top opening lids and is ideal for applications such as a gull wing toolbox. The design incorporates a water resistant push button with dual internal O-rings and a foam gasket preinstalled on the latch. When the latch is in the locked position the locking cam is not in position to actuate the latch, making forced entry more difficult. The push button incorporates a double-bitted key. Mounting is simplified with a slide on retainer clip once the product is mounted through the cutout.

No. 628-APK



No. 628/629

Patent Pending

The 628 Series free-wheeling push button slam latch is a UV stabilized black plastic featuring a water-resistant design making it ideal for marine applications or other small compartments. The push button is supplied with two double-bitted over-molded keys (Keyed H700D-H749D), neoprene mounting gasket, and stainless steel strike plate.



No. 628-PK

Push button – Matte black finish, no finger pull.

No. 628-APK (shown)

Push button – Matte black finish and vertical finger pull.

No. 628-BPK

Push button – Matte black finish and horizontal finger pull.

No. 629-PK

This series is the same as the 628 Series except the button is not free-wheeling in the locked position.

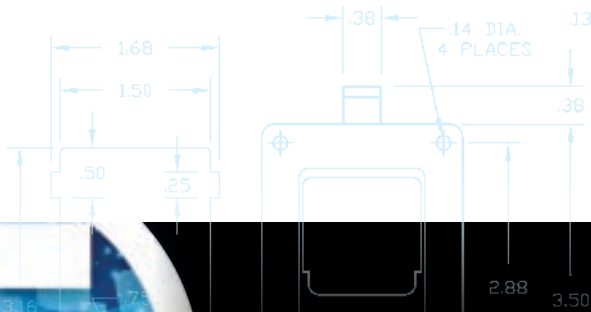
tie-downs

section

14

section

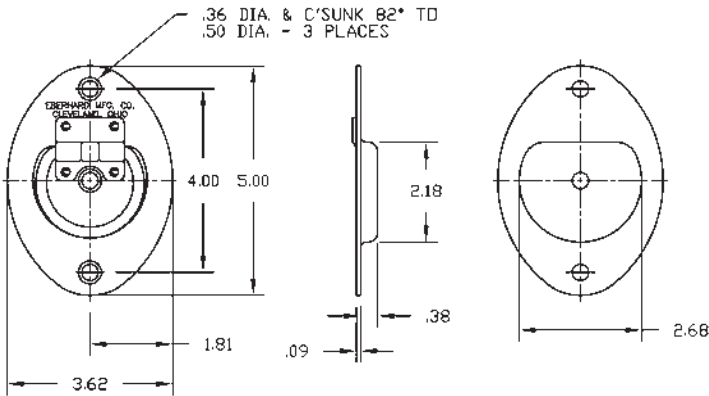
tie-downs **14**



VISION & STYLE

WE'RE CHANGING THE FUTURE

No. 170



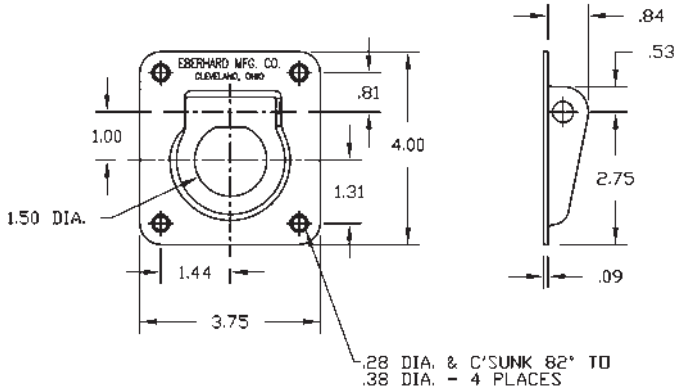
No. 170

A sturdy drop D-ring pull, large enough to accept two fingers, may also be used to attach rope, chain, or cable.

Weight: .5 lbs.
Finish: Zinc-plated
Maximum load: 1,000 lbs.



No. 172



No. 172

Similar to **No. 170** above; has rectangular pan and malleable iron ring.

No. 3-172

Similar to **No. 172**, except with return spring for ring.

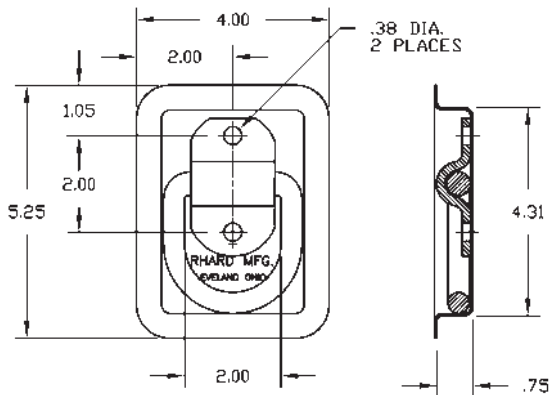
Weight: .73 lbs.
Finish: Zinc-plated
Maximum load: 2,000 lbs.

No. 172-SS

Available in stainless steel.



No. 1170-B



No. 1170-B

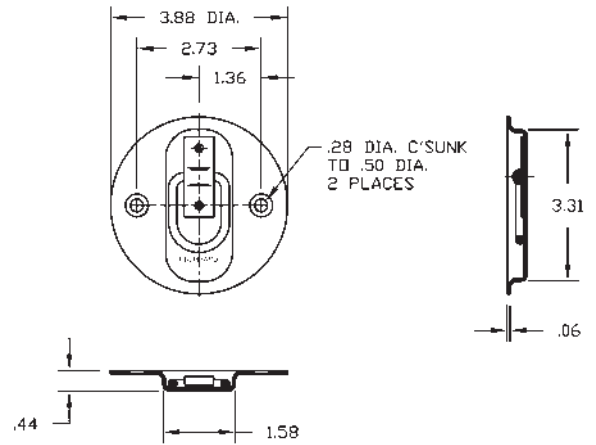
This sturdy unit is used for lashing or securing merchandise to beds or platforms in mobile applications. It is attached by bolts.

Weight: .97 lbs.
Finish: Zinc-plated
Maximum load: 2,500 lbs.



No. 1-170
Tie-down assembly.

No. 1-170





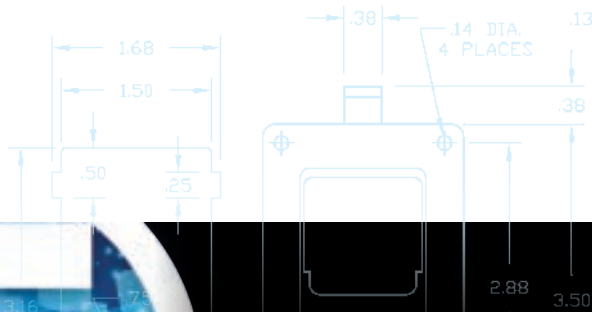
footman loops

section

15

section

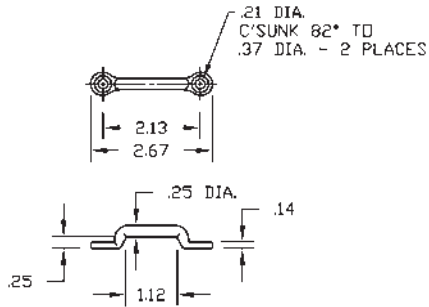
footman loops **15**



VISION & STYLE

WE'RE CHANGING THE FUTURE

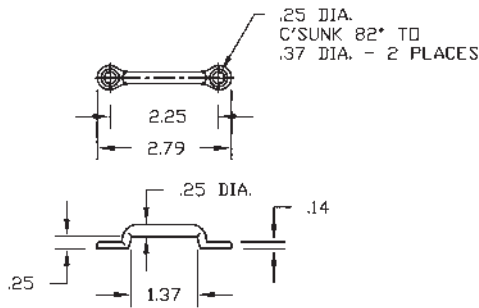
**No. 6411-B
No. 6411-BSS**



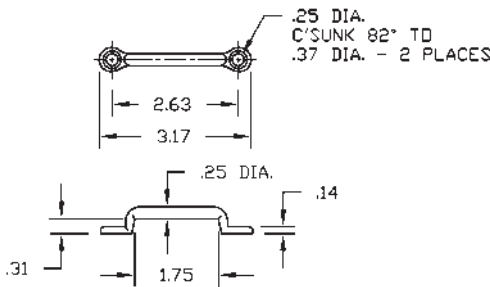
Simple shallow loop design to hold straps, webbing, or other flat material. All holes accept No. 10 screw. Available in carbon steel or stainless steel.

Finish: Zinc-plated or tumbled
Weight: 6-12 oz.

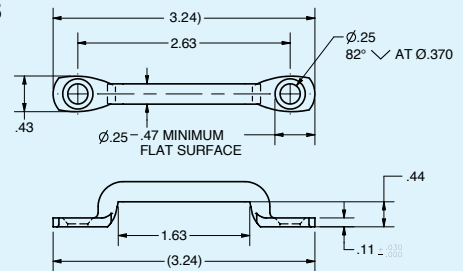
**No. 6411-D
No. 6411-DSS**



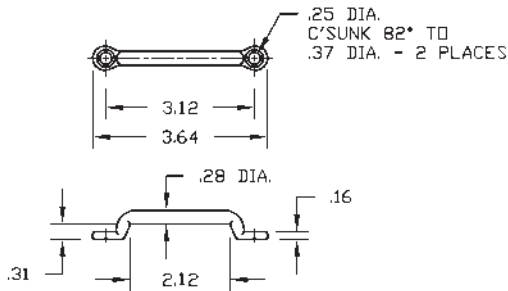
**No. 6411-E
No. 6411-ESS**



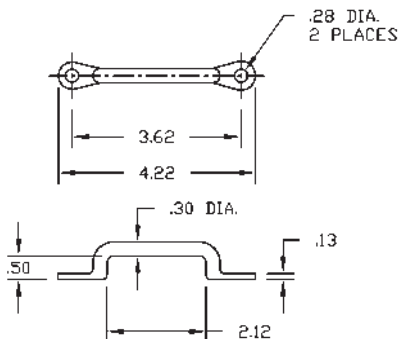
No. 6411-44ESS



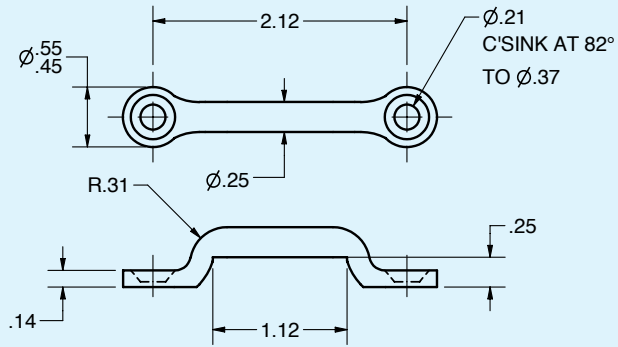
**No. 6411-G
No. 6411-GSS**



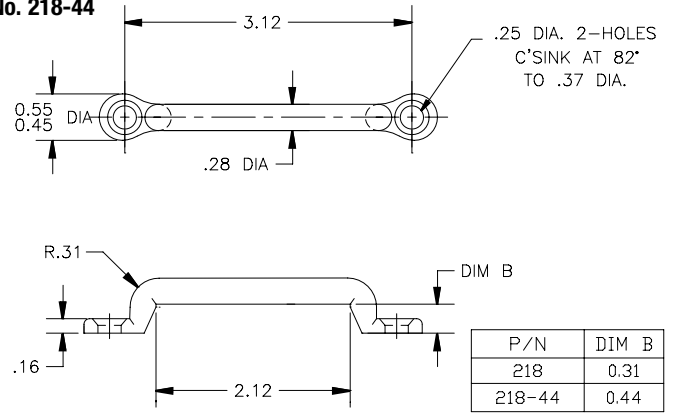
**No. 6411-H
No. 6411-HSS**



No. 518-NP



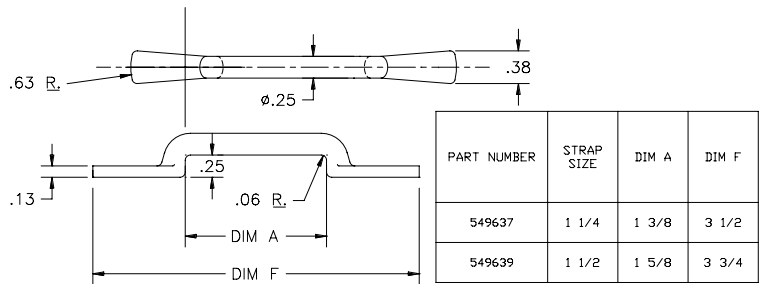
No. 218-44



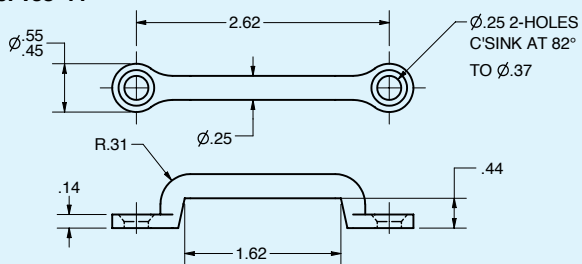
No. 549639



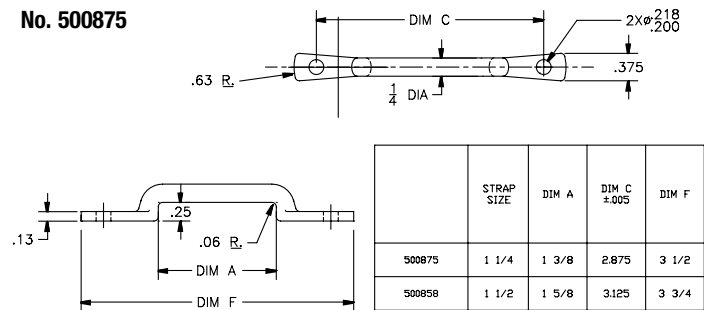
No. 549637



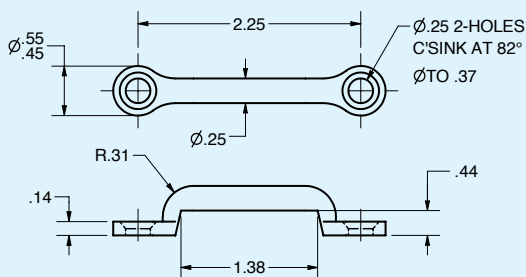
No. 158-44



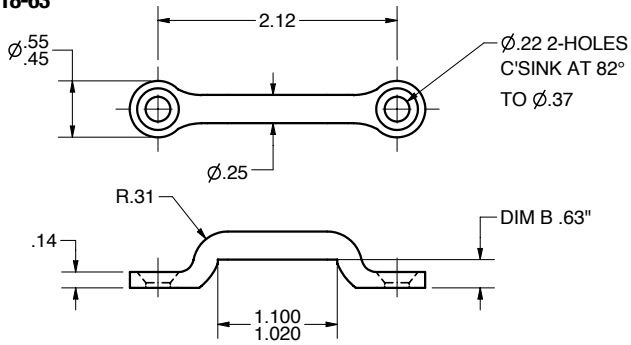
No. 500875



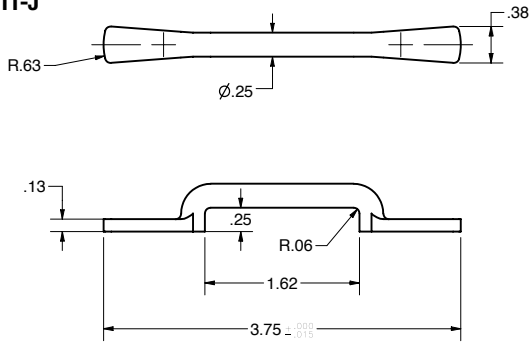
No. 138-31



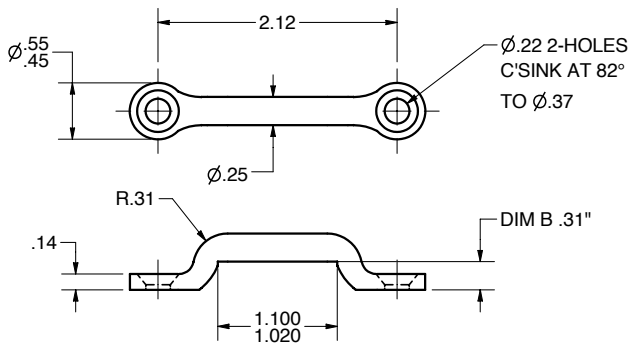
No. 118-63



No. 6411-J



No. 118-31

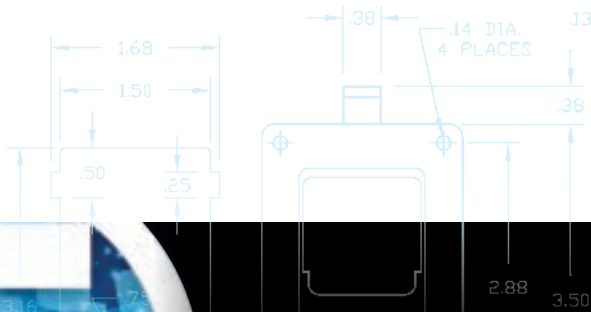


hooks

section

16

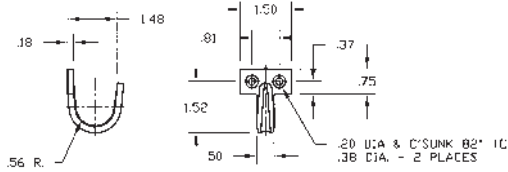
section
hooks 16



VISION & STYLE

WE'RE CHANGING THE FUTURE

No. 7462

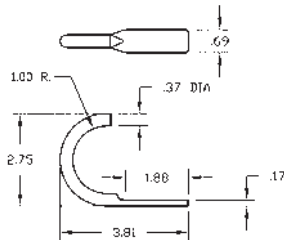


No. 7462

Steel-formed hook.
Weight: .3 lbs. each
Finish: Zinc-plated




No. 164

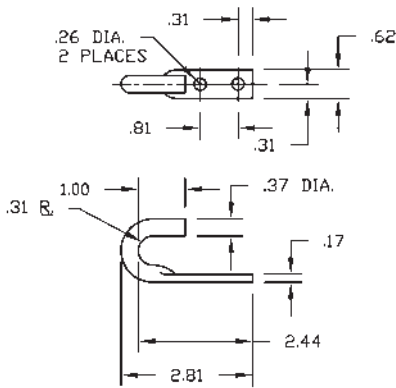


No. 164

Weight: .19 lbs.
each
Finish: Plain



No. 2AL-166-AH



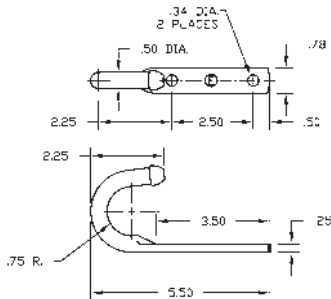
No. 2AL-166-AH

Aluminum hook with two holes.

No. 2-166-AH

Carbon steel hook with two holes.


No. 166-CH



No. 166-C
(no holes)

No. 166-CH
(11/32" holes).

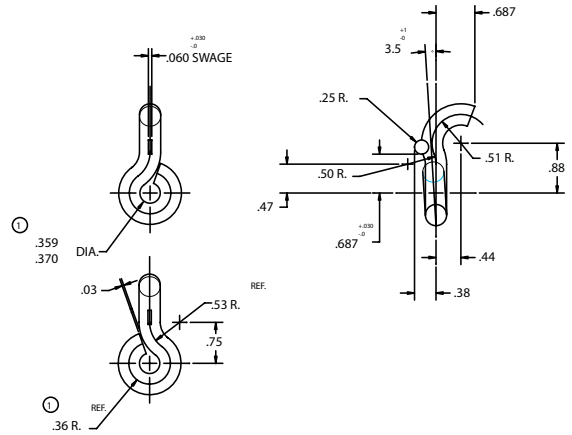
Weight: .5 lbs. each



No. 165


Steel formed hook available in plain or zinc finish.

No. 165

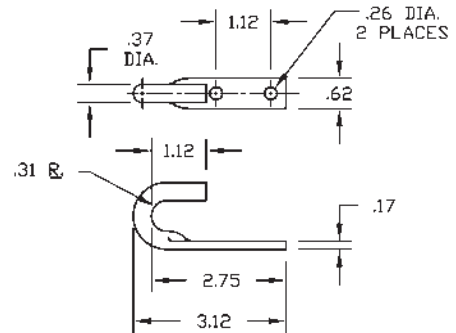


No. 166-AH

.26" Holes, Plain finish.
Weight: .2 lbs. each



No. 166-AH

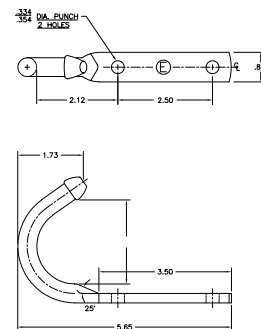


No. 166-A

No holes, plain finish.

No. 2-166-CH

Carbon steel hook with two mounting holes and large opening.



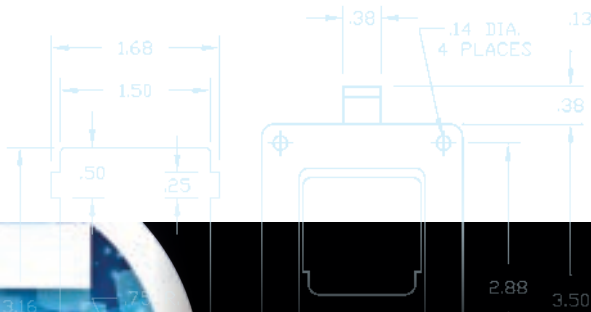


handles

section

17

section
handles **17**



VISION & STYLE

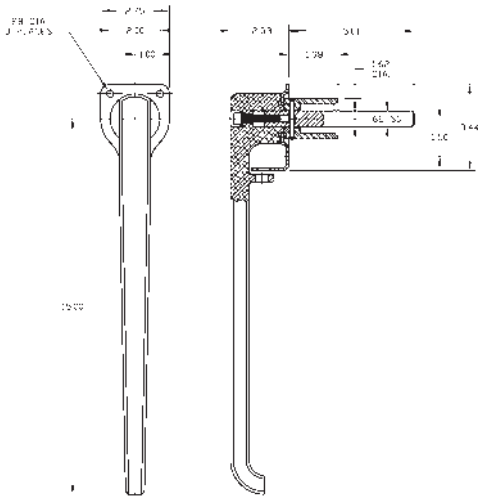
WE'RE CHANGING THE FUTURE

Optional Outside Aluminum Handles Designed for Series 2525 Roller Latch

No. AS1-2524

15" long aluminum outside handle with collar and O-ring. Adjustment for desired O-ring compression achieved by simply tightening threaded bolt collar. Provides for proper RF/EMI shielding around center case hub.

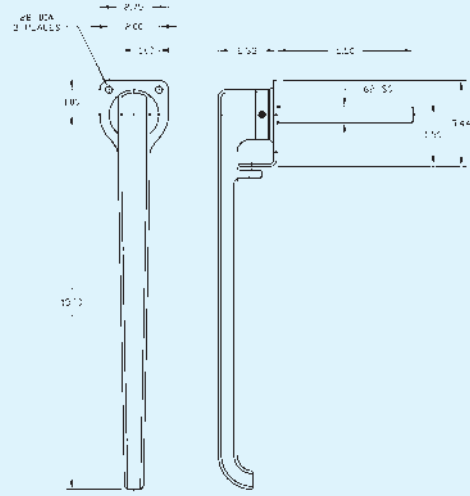
Weight: 3.3 lbs.



No. AS2-2524

Similar handle to AS1-2524 except less adjustment feature and color.

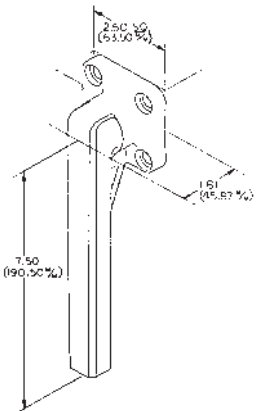
Weight: 3.1 lbs.



No. AL-2525-19

7-1/2" long aluminum inside handle.

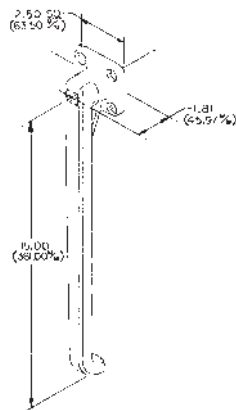
Weight: 1.20 lbs.



No. AL4-2525-19

15" long aluminum inside handle broached for inside release.

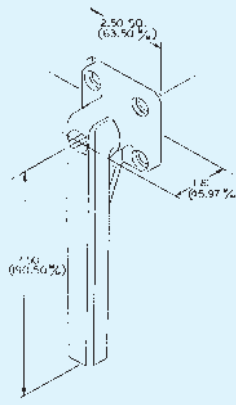
Weight: 1.26 lbs.



No. AL5-2525-19

Same as No. AL4-2525-19 except 7-1/2" long.


Weight: 1.10 lbs.



No. A22-2525-19

Same as No. AL-2525-19 except 15" long.

Weight: 1.35 lbs.



No. AL6-2525-19

7-1/2" long aluminum inside handle with .265" diameter through hole.

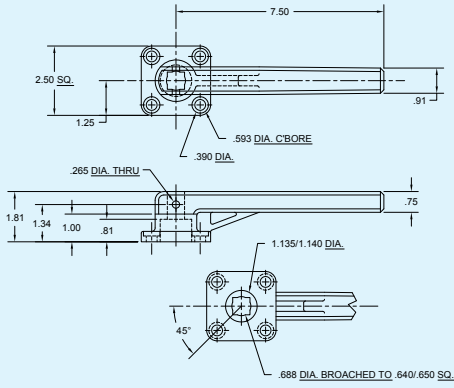
Weight: 1.20 lbs.

No. AL4-2525-19

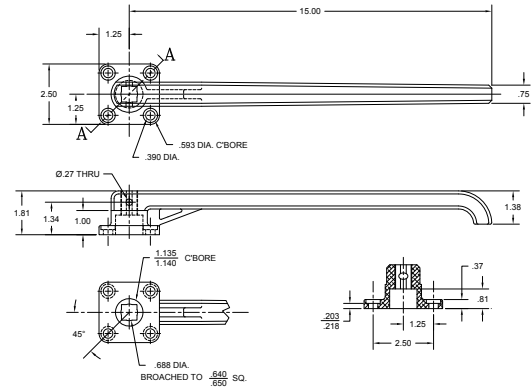
15" long aluminum inside handle with .270" diameter through hole.

Weight: 1.26 lbs.

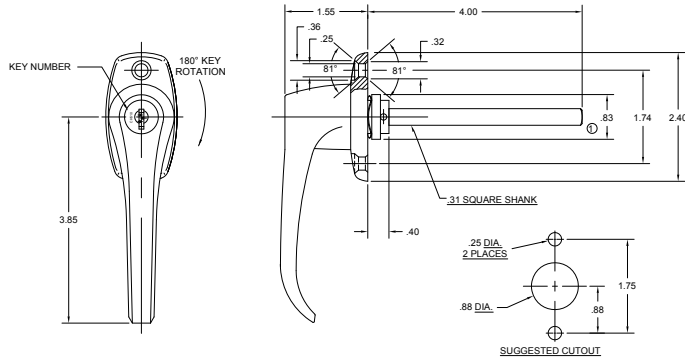
No. AL6-2525-19



No. AL7-2525-19



No. 98L-2F505-400



No. 98L Series
Locking L-handle.
Weight: .6 lbs.



No. 99L Series
Nonlocking L-handle.

- Rotation available: 360°, clockwise (CW) or counterclockwise (CCW)
- Face mounting escutcheon with 1.5" or 1.75" mounting hole centers
- Shank length 4" standard

Attractive, chrome-plated, zinc die cast handles for medium-duty applications on cabinetry or truck bodies.

- 2 keys supplied with each handle. Keyed CH502, CH505, CH510, 700-710.
- Other key numbers available. Consult factory.
- Consult factory for different handle rotations, shank lengths, threaded shanks, or blind mounting.

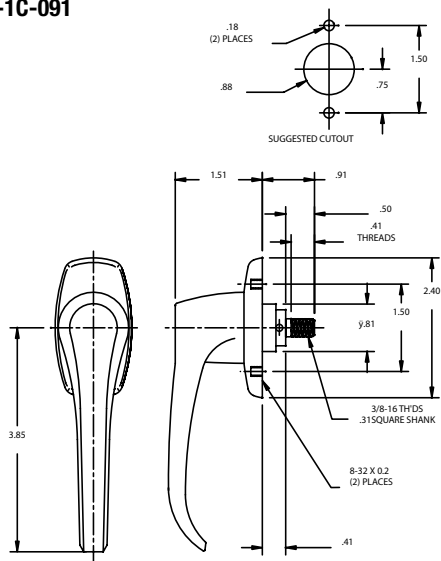
PART NO.	STYLE	ROTATION	HOLE CENTER	KEY NO.	SHANK
98L-1C700-091	L	C	1.50"	700-718	.41"
98L-2F515-400	L	F	1.75"	510	4"
98L-2C510-400	L	C	1.75"	510	4"
99L-1C-091	L	C	1.50"	-	.41"

F= 360 degree rotation

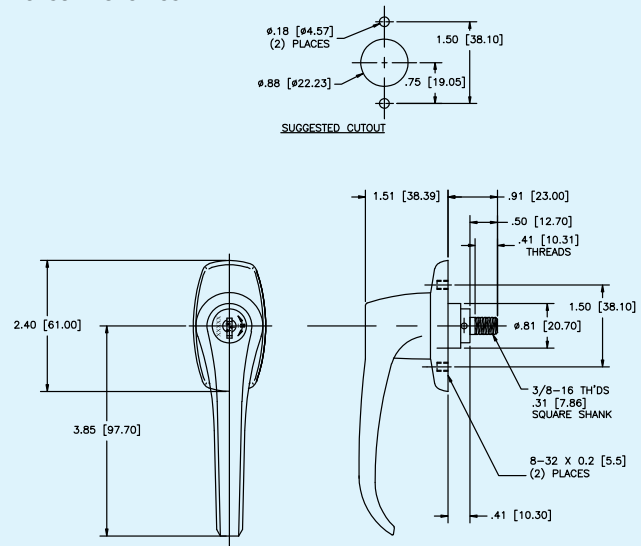
C= 90 degree clockwise

CC= 90 degree counterclockwise

No. 99L-1C-091



No. 98L-1C701-091



No. 5624-52

No. 5624-12

Gasket.

No. 5624-52

Heavy-duty drop handle padlockable.

A padlock-type handle ideal for use on hinged or sliding doors. The simple, modern design makes it widely acceptable in a large group of applications.

The flush escutcheon plate is mounted to the door or panel face. The 5/8" square shank is permanently affixed to the handle by a 1/4" diameter chrome-vanadium steel groove-pin.

Weight: 2.4 lbs.
Finish: Zinc-plated or stainless steel.

No. 5624-SS52

Same as above except in stainless steel.

No. AL-5624-52

Same as **No. 5624-52** except made in aluminum. Available as request quote.

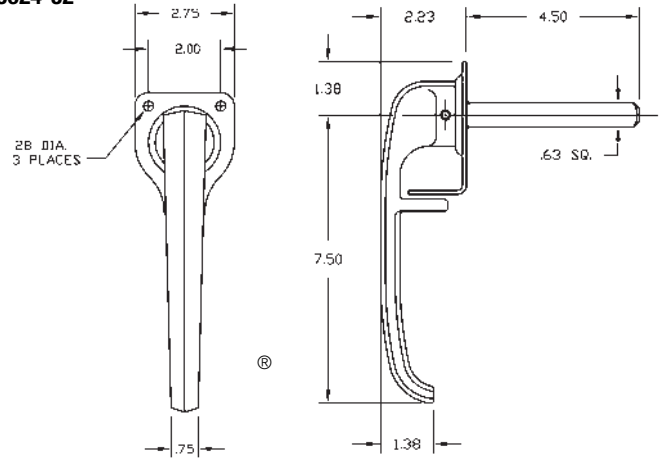
Weight: .8 lbs.
Finish: Plain

Other versions available. Consult factory.

Handle and Escutcheon Are Registered Trademarks. ®

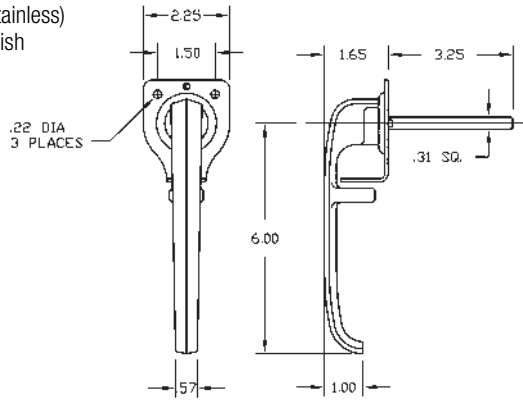


No. 5624-52



Part No.	Holes	Studs	Shank Size	Shank Style	Stainless	Gasket	Other
5624-53			4.81"				Loop
5624-SS52	0.28		4.50"		X		
87-5624-52		1/4-20 x .50	2.50"		X		
88-5624-SS52	0.28		1.75"		X		
89-5624-52	0.28		6.25"				
AL-5624-7			No shank				Aluminum
AL-5624-52	0.28		4.50"				Aluminum

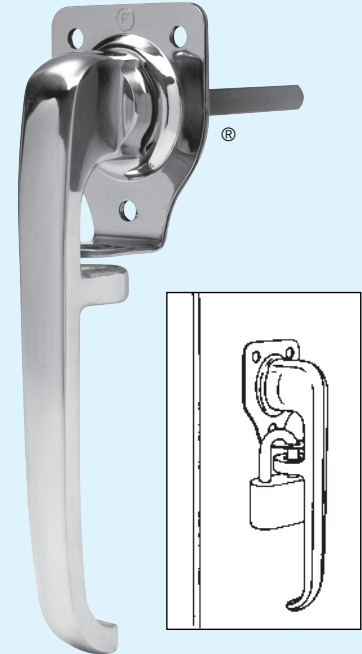
No. 5655-SSX (stainless)
Finish: Bright Polish
Weight: .91 lbs.



No. 5655-X
Steel casting drop handle
for padlock.

No. 5655-SSX
Same as 5655-X except
made of 300 Series
stainless steel for superior
corrosion resistance.

No. 40-5655-12
Gasket .062" thick.



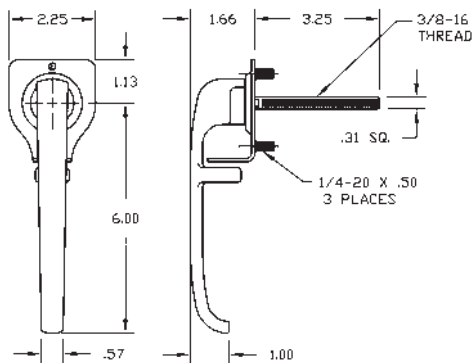
This attractive series provides the user with the ability to padlock
the handles for security.

Designed to be used with most multipoint latches that use a 5/16"
square drive mechanism.

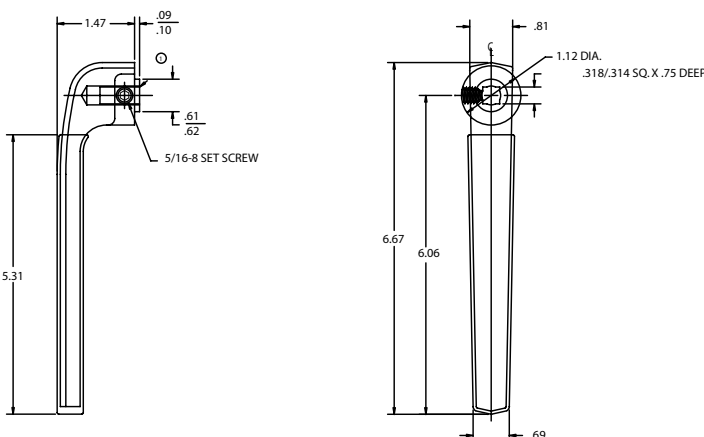
- Ideal in tough corrosive environments.
- Easy to install.

NOTE: See page 179 for more options.


No. 46-5655-SSX
Same as 5655-SSX
stainless steel drop
handle except
furnished with (3)
1/4"-20 mounting
studs and threaded
3/8"-16
UNC shank.



No. 53S-5655



No. 53S-5655
Steel casting handle with set screw and Plastisol handle.



No. 45-8062-SS



Ideal for tough corrosive environments. These padlockable handles may be used with multi-point latches that use a 5/16" square drive mechanism.

Available in carbon steel, zinc-plated, or 304 stainless steel.

Weight: .8 lbs.

No.	Shank		Mounting		Padlock Eye	
	Standard	Threaded	Face	Blind	Above	Below
45-8061	•		•		•	
47-8061		•	•		•	
55-8061	•			•	•	
57-8061		•		•	•	
45-8062	•		•			•
47-8062		•	•			•
55-8062	•			•		•
57-8062		•		•		•

To order stainless steel, specify "SSP" after part number. 3.25" shank is standard for the 8061 and 8062 Series.

NOTE: Gasket for 8060, 8061, 8062 Series

No. 40-8060-12

Gasket for handles with padlock eye below (face mount).


No. 50-8060-12

Gasket for handles with padlock eye below (blind mount).

No. 51-8060-12

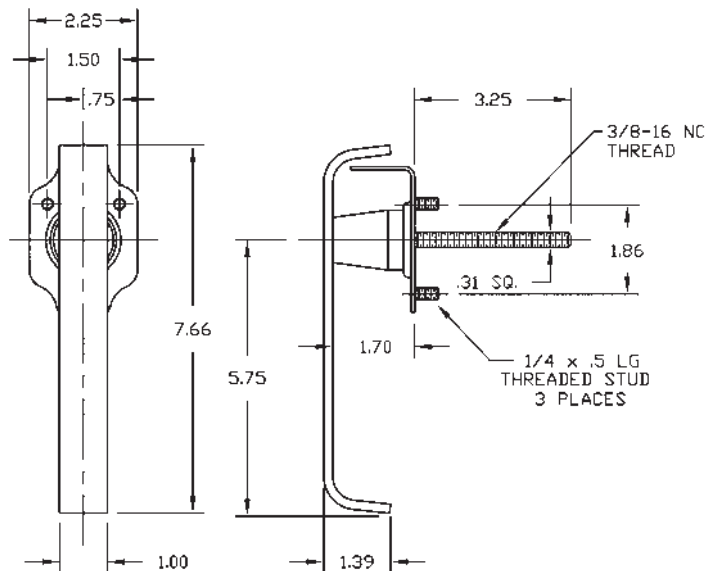
Gasket for handles with padlock eye above (blind mount).

No. 57-8061-SS

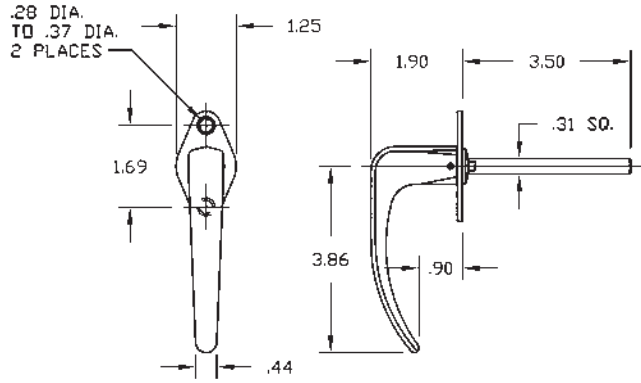


Outer spacer: black polypropylene
 O-rings: black Buna-N
 Blind mounting studs: (optional)
 1/4"-20 NC x 1/2" long
 Escutcheon seal: (sold separately)
 Black Buna-N, 1/16" thick

No. 57-8061-SS




No. 5653-A



No. 5653-A

Durable steel casting iron outside drop handle with fixed stamped steel escutcheon. 5/16" square shank. 3-1/2" long. Weight: .5 lbs. Finish: Plated

Other options available. Consult factory.



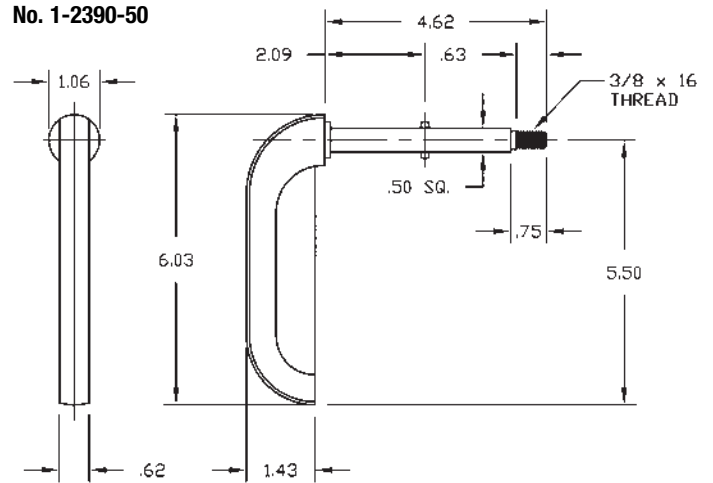
No. 1-2390-50

Heavy-duty zinc die cast handles with a bright polished chrome finish is ideal for outside door applications on school buses or trucks. Handle can be used in door assemblies that require FMVSS 217 standards. Shank measures 4.62" width stop dia. of 2.09". (Consult factory for more information.)

No. 2-2390-50

Same as above except shank measures 3.25" with stop dia. of .72".

No. 1-2390-50



No. 2390-51

Outside web handle.

Available in black powder coat, school bus yellow, or bright chrome finish.

Provided with set screw attached.

Sturdy zinc die cast handle with web design to provide easy operation.


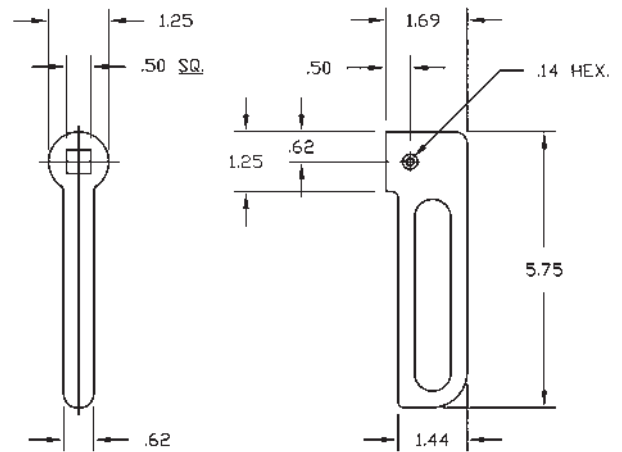
No. 2390-50

Outside handle with 4.125" shank, 1" threaded.

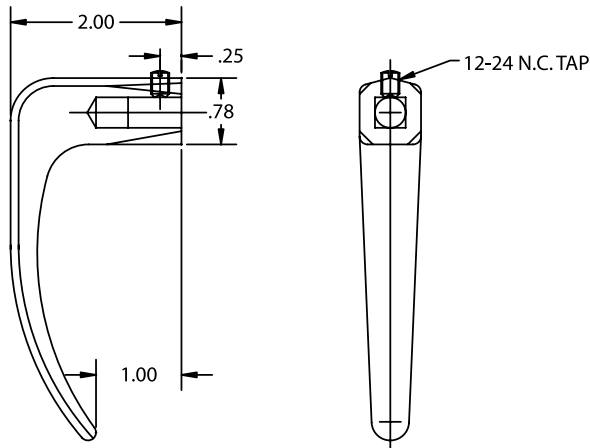
No. 3-2390-50

Outside handle with 3.813" shank, 1" threaded.

No. 2390-51



No. 1-5653-A
With set screw.

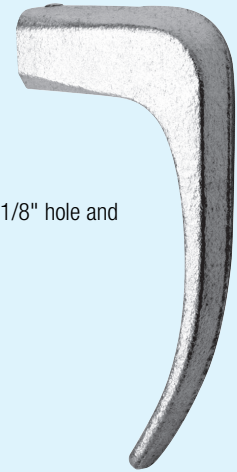


No. 1-5653-A
Durable steel casting inside handle furnished with flush set screw.

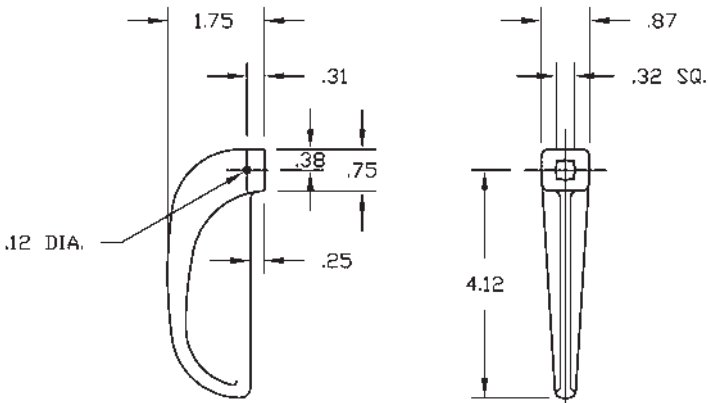
Weight: .25 lbs.
Finish: Plated

No. 3-5653-AU
Same as 1-5653-A except furnished with 1/8" hole and groove-pin furnished loose.

Weight: .25 lbs.
Finish: Plated



No. AL-5621-U

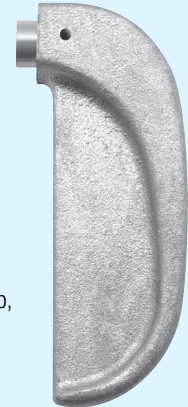


No. AL-5621-U
Web-type handle.

This cast aluminum handle, styled for contemporary use, may be mounted horizontally or vertically in any application with a 5/16" square shank. Groove-pin furnished loose.

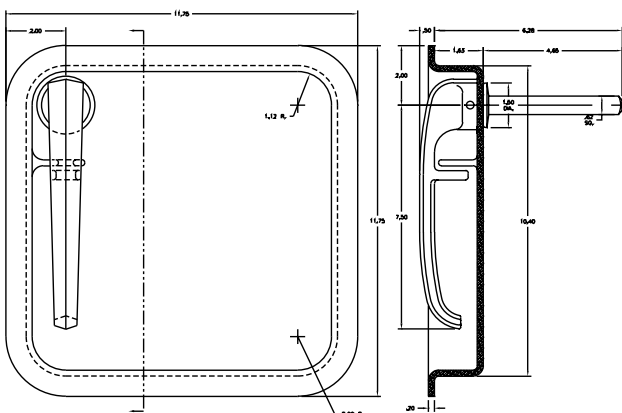
Weight: .25 lbs.
Finish: Plain

No. AL3-5621-U
Same as AL-5621-U except with .550 dia. hub, 5/16" square hole, and groove-pin loose.



No. AL-2526-R

request quote



No. AL-2526-R&L
Recessed aluminum lock assembly with .50 dia. padlockable handle. Handle includes a .62 square shank.

No. AL-2526-UR&L
Components shipped loose.

Part No.	Holes	Studs	Shank Size	Shank Style	Stainless	Gasket	Other
5655-X	.22 dia.		3.25"				
5655-SSX	.22 dia.		3.25"		X		
29-5655-X	.22 dia.		1.47"	Threaded			
37-5655-X		1/4-20 x .50	2.50"	Threaded			
40-5655-X		1/4-20 x .50	2.50"	Threaded		X	
43-5655		1/4-20 x .54	3.25"				
44-5655-SSX		1/4-20 x .50	3.25"		X		
45-5655-SSX	.22 dia.		3.25"	Threaded	X		
47-5655-SSX		1/4-20 x .50	3.25"		X	X	
48-5655-X		1/4-20 x .50	3.25"	Threaded		Installed	
48-5655-SSX		1/4-20 x .50	3.25"	Threaded	X	Installed	
53S-5655-X			No shank				Plastisol
56-5655-SSX		10-32 x .75	2.25"		X		
58-5655-SSX		1/4-20 x .50	1.17"	Threaded	X		
61-5655-X			No shank				Loop
64-5655-50X	.22 dia.		2.74"	Partial threaded			
66-5655-SSX	.28 dia.		3.25"		X		
68-5655-SSX		1/4-20 x .75	3.25"	Threaded	X		
77-5655-X		1/4-20 x .50	2.25"	Partial threaded			
77-5655-XU		1/4-20 x .50	2.25"	Partial threaded		Loose	
98-5655-XSS		1/4-20 x .50	1.50"	Threaded	X	X	

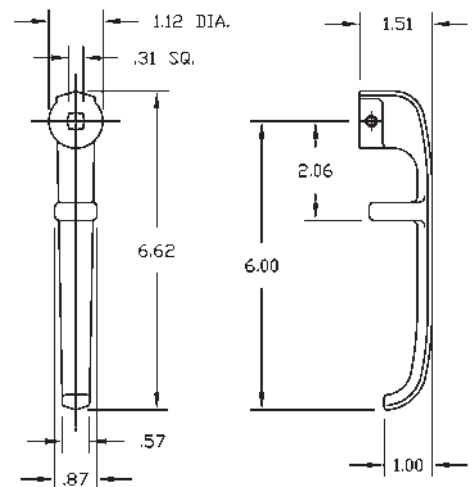
Handle and Escutcheon Are Registered Trademarks. ©

No. 61-5655-X
Padlockable handle only.

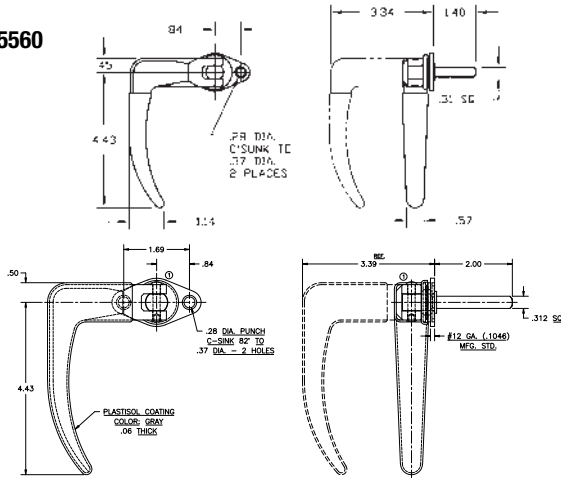


request quote

No. 61-5655-X
Inside handle with set screw.



No. 2-5560



No. 2-5560

Folding handle assembly with shank length of 2" long, and Plastisol coating fully covers handle.

No. AL1-575709

request quote

Forged steel step components which are installed in aluminum recessed pan are cadmium-plated .0003" thick with yellow chromate per QQP416 Type II Class II.

No. AL3-575709

Same as AL1-575709 except aluminum pan is 1" deep, with 1-1/2" longer pan, and with (10) 3/16" dia. holes instead of 17/64" dia. holes.


No. 1-575709-50

Step only.
Weight: 1.2 lbs.

NOTE: Does not meet any Federal Highway regulations.

No. AL1-575709

Forged steel step.
Weight: 1.88 lbs.



Dimensions:

6-5/8"	width of pan
7-3/4"	length of pan
1/2"	depth of pan
3/4"	width of pan flange
17/64"	dia. of 10 holes in pan flange

No. 8055

Stamped steel handle padlockable with 5/16" square shank. Modern clean line design is ideal for chrome-plating.

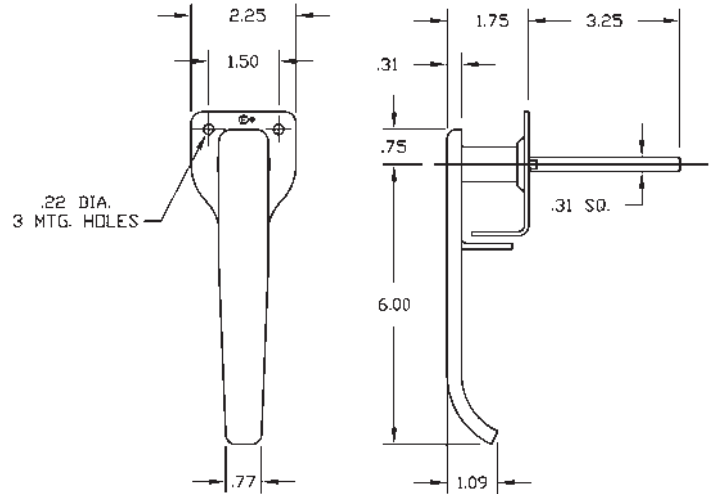
Weight: .75 lbs.

Finish: Zinc or chrome

Other versions available. Consult factory.



No. 8055



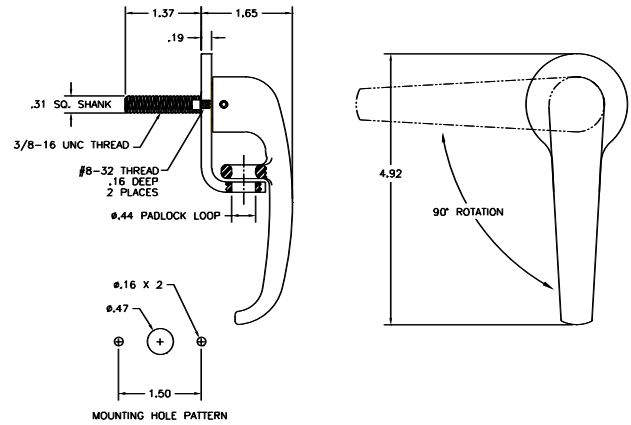
No. AL-16839-R&L

Aluminum handle with padlock, blind mounting, and .31" threaded shank.

Finish: Clear anodized

request quote

No. AL-16839-R&L





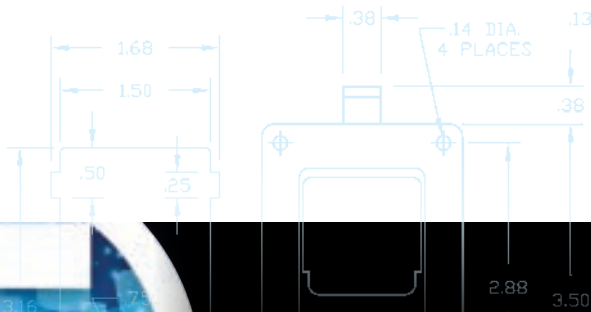
quarter turns

section

18

section

quarter turns **18**

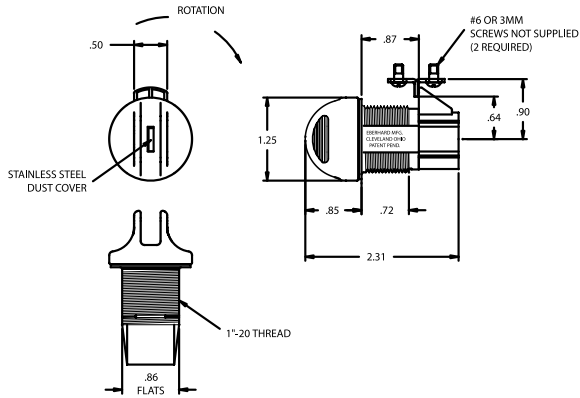


VISION & STYLE

WE'RE CHANGING THE FUTURE

No. 626-PK

Patent Pending



No. 626-KPK

Quarter turn slam latch that is corrosion-resistant and key locking. Ideal for small doors. Easily installed with plastic hex nut, supplied with gasket, nut, stainless steel lock washer, and stainless steel striker.

Finish: Matte black
Material: Plastic

No. 626-PK
Nonlocking version.

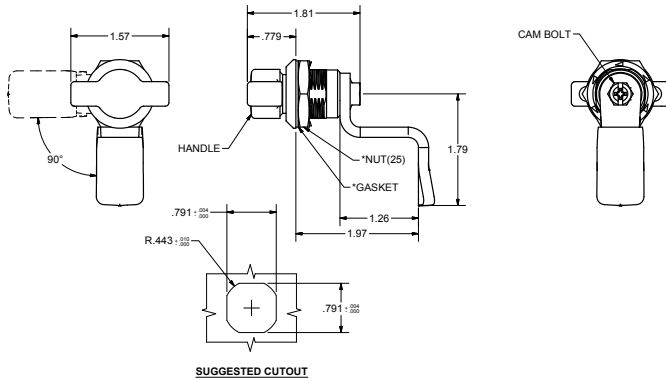


No. 606

No. 606

Quarter turn latch, not locking, with offset cam.

Finish: Black Powder


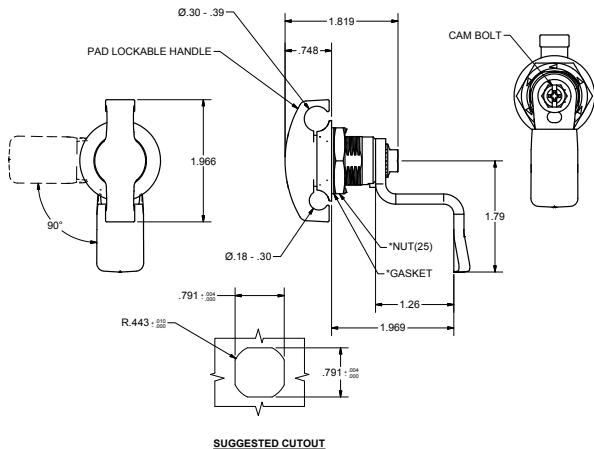


No. 607

Quarter Turn Latch with padlock feature and offset cam.

Finish: Black Powder

No. 607



No. 520-XA

Has slotted insert for use with a screwdriver.

No. 520-ACU

With clip.

No. 520-X66

Less cam.

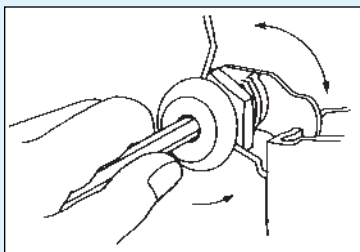
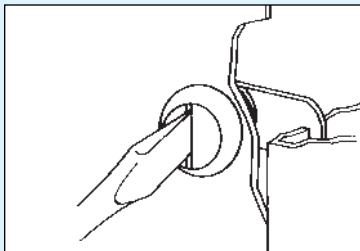


No. 521-XA

Has a hex insert for use with a 1/4" hex tool.

These attractive, low-profile latches have universal use because of their clean, modern appearance. They are designed mainly for use on light cabinet doors and panels. A distinctive "snap" lets the user know that the latch is fully open or fully closed.

The dead-bolt latches each come with a hex nut for mounting them to a door or panel. The cam is held in place with a lock washer and screw.



Materials:

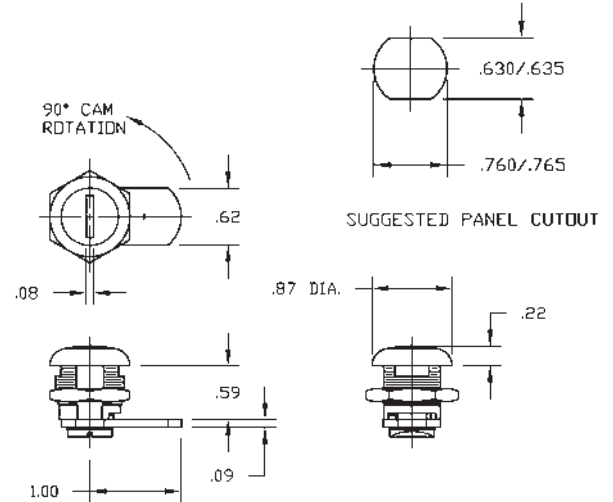
Hex plug or slotted plug barrel and hex nut are zinc die cast.

Cam, lock washer, and screw are made of steel.

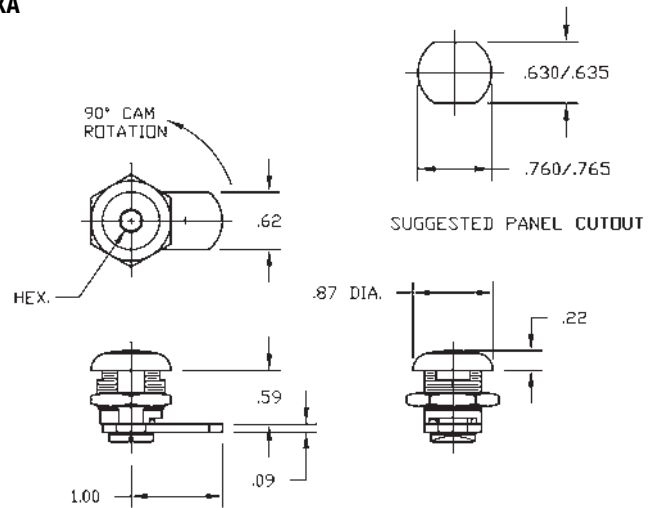
Finish: Nickel-plated

Weight: .09 lbs.

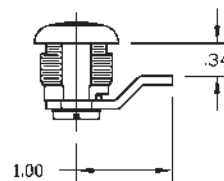
No. 520-XA



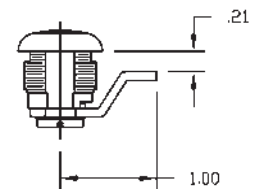
No. 521-XA



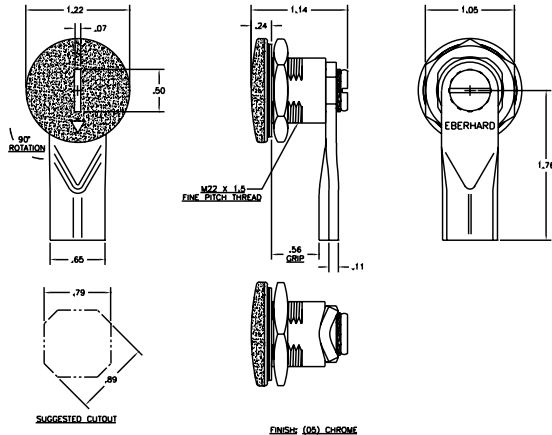
**No. 520-XB SLOTTED
No. 521-XB HEX**



**No. 520-XC SLOTTED
No. 521-XC HEX**




No. 2-620-PK

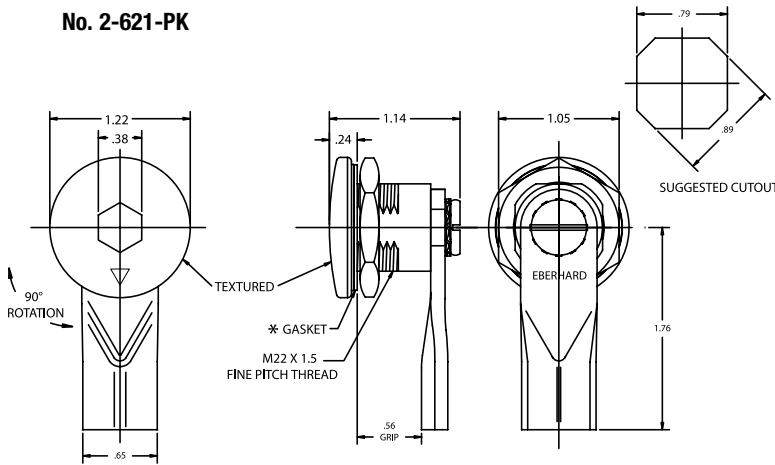


No. 2-620-PK

Die cast turn latch requiring a slot tool to actuate. The textured finish gives an aesthetically pleasing look and the arrow indicator shows a cam direction so that with a visual check user can be assured the latch is in the locked position. Threaded barrel with mounting nut for ease of assembly. Finish is chrome.



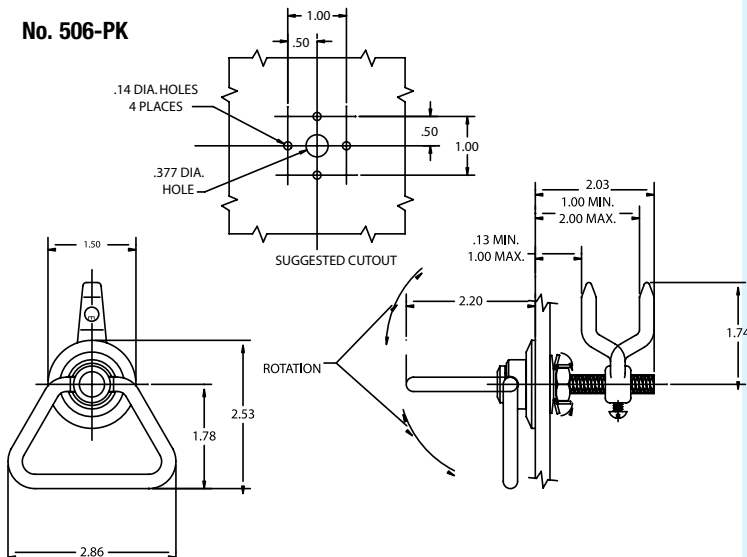
No. 2-621-PK



No. 2-621-PK


Die cast turn latch requiring a .38 hex tool to actuate. The textured finish gives an aesthetically pleasing look and the arrow indicator shows a cam direction so that with a visual check user can be assured the latch is in the locked position. Threaded barrel with mounting nut for ease of assembly. Finish is chrome.

No. 506-PK



No. 506-PK

Designed for adjustment of the pawl from .13" to 2" maximum depending on pawl direction. The bail handle is ideal for ease of grip. Finish is electroplated zinc.



No. 12417944-PK

With reinforced bale handle.

No. 3-521-MA

4 mm activated quarter-turn latch.

Materials:

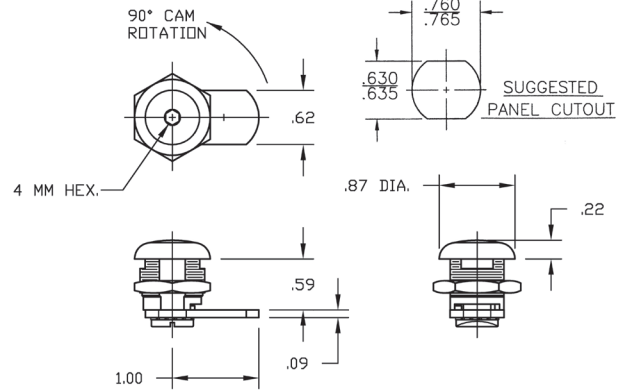
Hex plug or slotted plug barrel and hex nut are zinc die cast.

Cam, lock washer, and screw are made of steel.

Finish: Nickel-plated

Weight: .09 lbs.

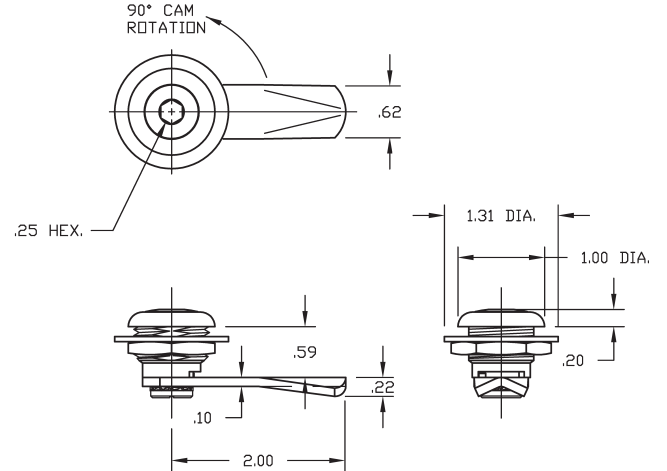
No. 3-521-MA



No. 1-621-XA

.25" hex activated quarter-turn latch.

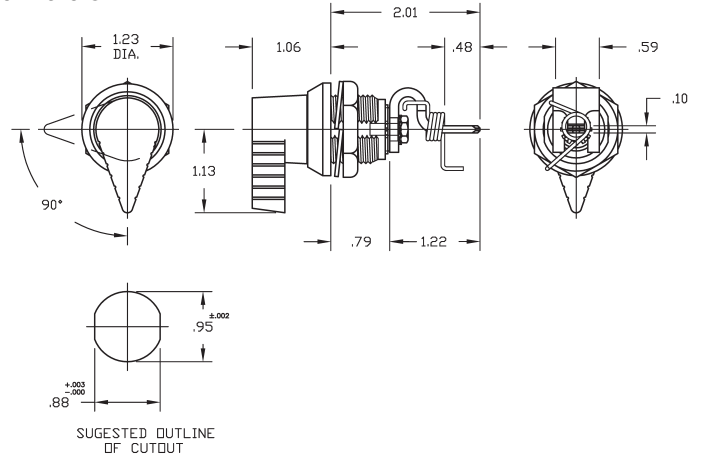
No. 1-621-XA



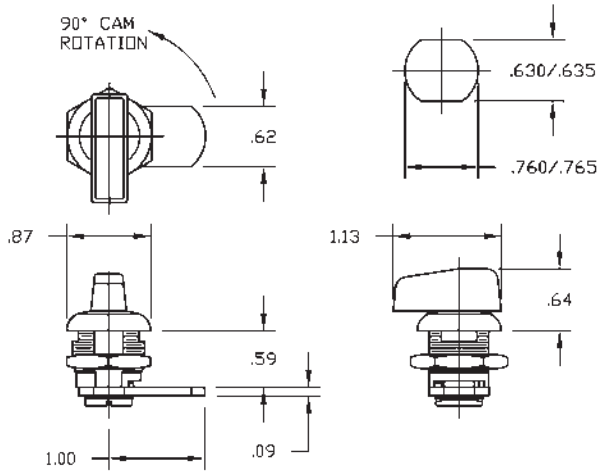
No. 1-623-U

Spring-back quarter-turn knob latch.

No. 1-623-U




No. 522-XA
No. 522-X66
 Less cam.



For use on panels up to 1/4" thick.

No. 522-XA

This attractive, low-profile latch has universal use because of its clean, modern appearance. It is designed mainly for use on light cabinet doors and panels. A distinctive "snap" lets the user know that the latch is fully open or fully closed.



The dead-bolt latch comes with a hex nut for mounting it to a door or panel. The cam is held in place with a lock washer and screw.

Materials:

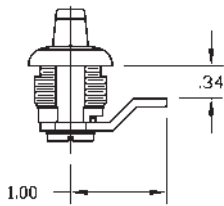
Lock button, barrel, and hex nut are zinc die cast.

Cam, lock washer, and screw are made of steel.

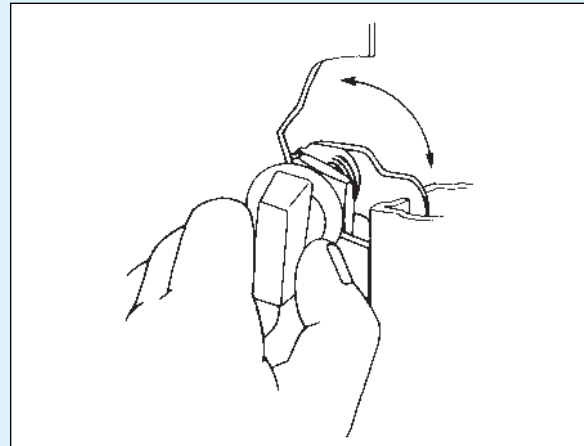
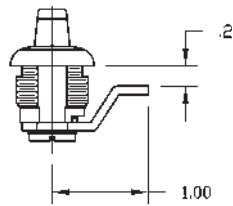
Finish: Nickle-plated with black knob.

Weight: .13 lbs.

No. 522-XB




No. 522-XC



No. 1-501-AR, BR, or CR

Screwdriver slot.



No. 1-501-A, B or CR Latch

Continuously self-adjusting.

This unique, low-profile latch offers many advantages for use on industrial cabinets, electronic enclosures, and a host of other products.

Easy access can be achieved through the use of a screwdriver slot on **No. 1-501-R**.

The right-hand version is standard. Left-hand version available as request quote.

Ideal for primary access panels, especially those with gasketing, this latch provides minimum exterior surface protrusion.

The self-adjusting feature incorporates an exclusive, patented design, which eliminates the wearing of the shaft threads normally associated with spring tension units currently on the market.

Designers will particularly welcome the versatility of this latch in that it also offers three styles of latching cams (one straight and two offset) as well as limited internal enclosure protrusion.

Installation is extremely easy; just punch or cut a single hole and blind mount the latch from the inside.

Weight: .19 lbs.

Finish: Nickel-plated

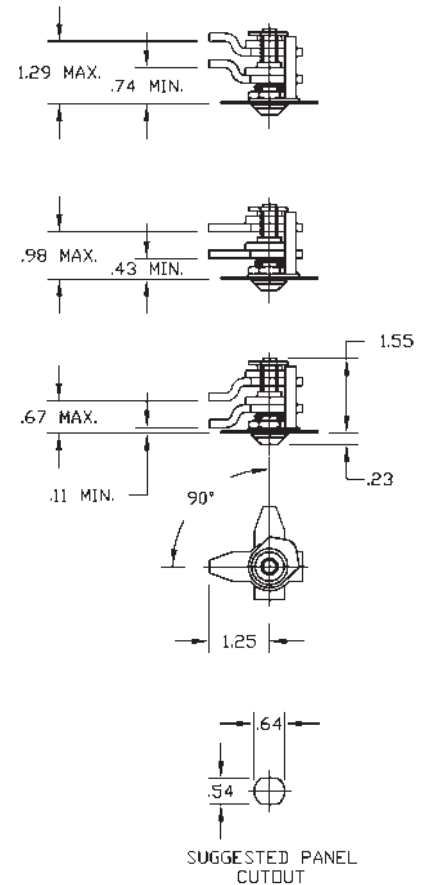
No. 1-501-SSAR, BR, or CR

Same as above except stainless steel.

NOTE: Grip range for 501,502, 503, & 504 Series

	No.	Min. Grip	Max. Grip
Grip Range	1-501-AR	7/64"	45/64"
	1-501-BR	27/64"	1-7/64"
	1-501-CR	47/64"	1-21/64"

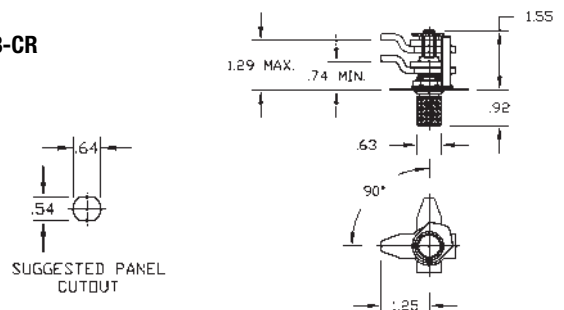
No. 1-501-AR, BR, or CR



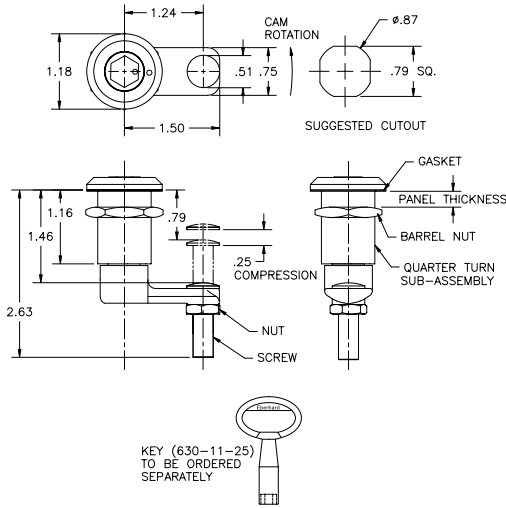
No. 503-CR

Same as the 1-501 Series except has knurled knob used to turn latch.

No. 503-CR



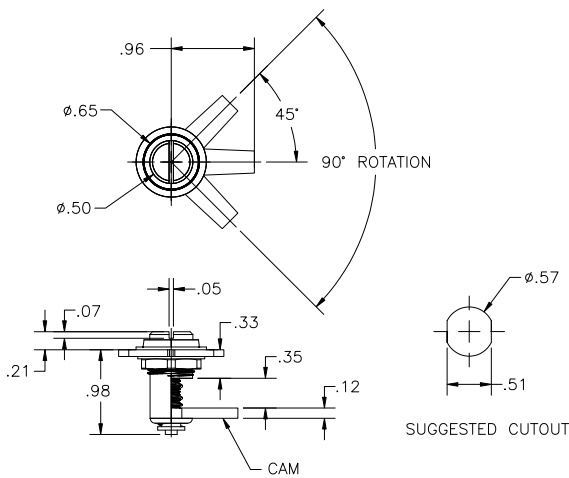
No. 630-SS



No. 630-SS


Quarter turn compression latch with tool operated head is made with stainless steel, carbon steel, and die cast materials for strength and durability. Ideal for cabinet doors or light duty applications, it comes with a black powder coat finish for an attractive appearance. Tool sold separately **No. 630-11**.

No. 401-BR

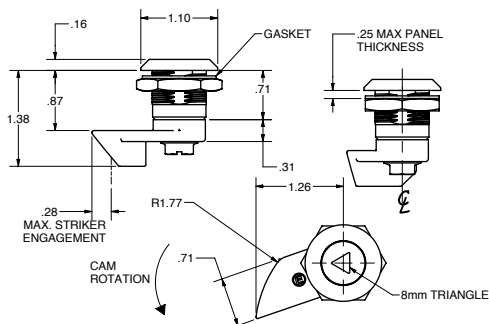


No. 401-BR

Self-adjusting compression latch with slotted head.



No. TR-603-R



No. TR-603-R

8 mm tool operated slam latch available in right or left hand rotation. Black textured finish on head of quarter turn.



No. TR-603-11

Tool for quarter turn, order separately.

No. 1-502-R

Screwdriver slot.

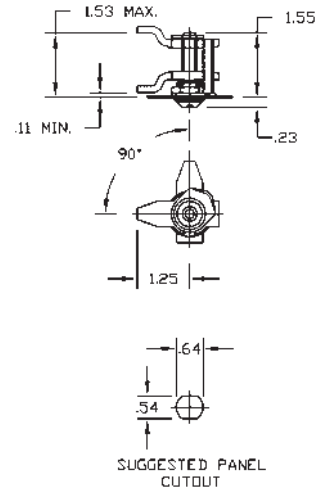
This latch is an adaptation of the No. 1-501 R. Instead of being continuously self-adjusting, this latch and its options can have the height of the latch cam adjusted to a specific application and it is then fixed for that service.

The right-hand version is standard. Left-hand version available as request quote.

Weight: .25 lbs.

Finish: Nickel-plated

No. 1-502-R



No. 504-R

Small knurled knob.

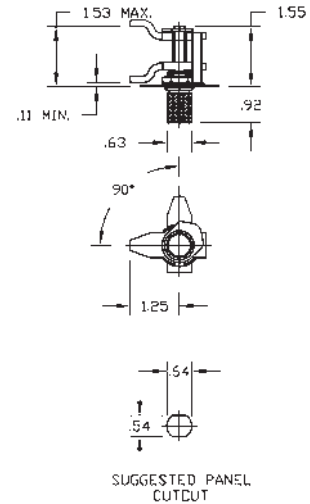
This latch is an adaptation of the **No. 1-501-R**. Instead of being continuously self-adjusting, this latch and its options can have the height of the latch cam adjusted to a specific application and it is then fixed for that service.

The right-hand version is standard. Left-hand version available as request quote.

Weight: .33 lbs.

Finish: Nickel-plated

No. 504-R

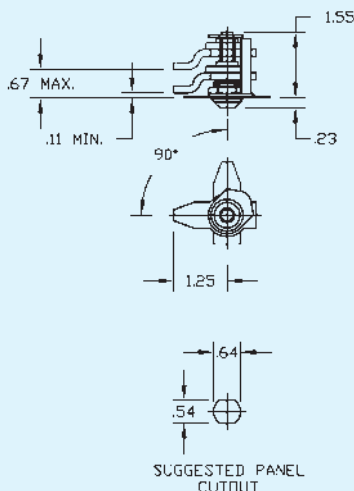


No. 501-AR, BR or CR

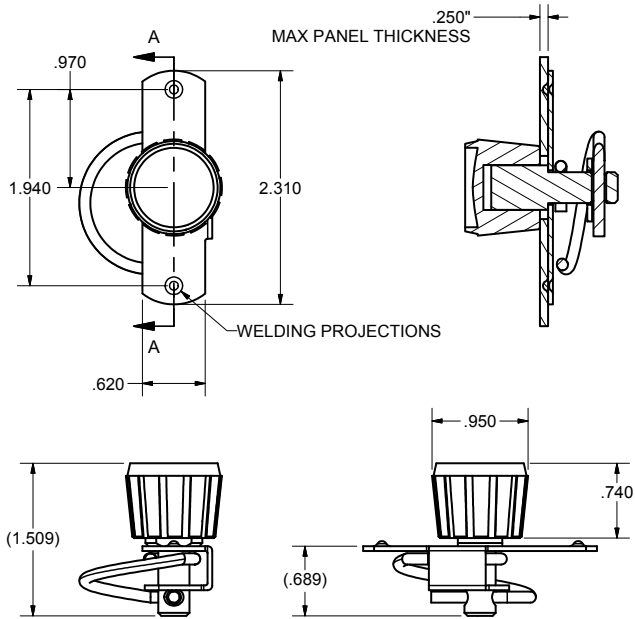
Continuously self-adjusting.

- Same as 1-501 and 1-502 except for different head configuration.

Since no standard tool will operate it, a specially designed actuating tool is available, **No. 501-1**.



No. 16950




No. 16950

Quarter turn latch with spring latch design, knob, and welded configuration.

No. 1-16950

Quarter turn latch with spring latch design, knob, and riveted configuration.



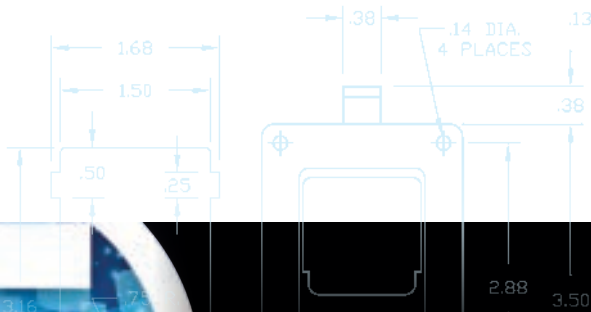
draw latches

section

19

section

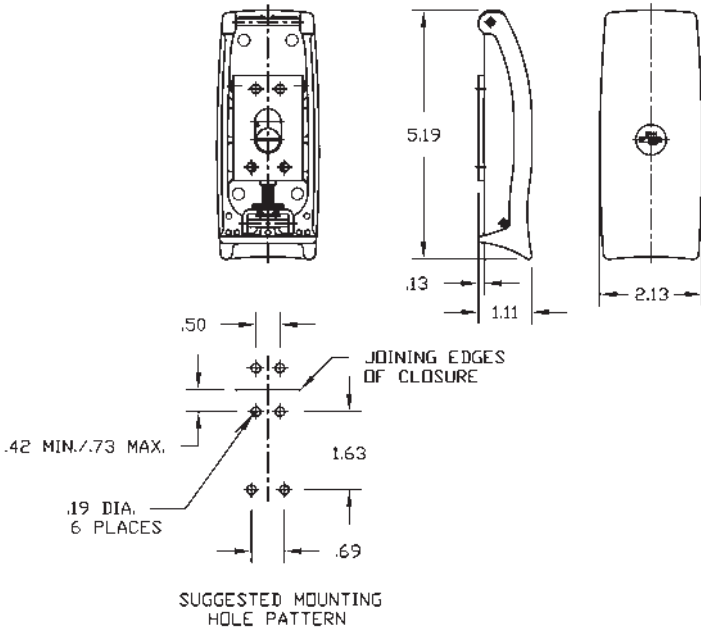
draw latches **19**



VISION & STYLE

WE'RE CHANGING THE FUTURE

No. 851



Adjustment Steps



1. Rotate the black latch left or right until reaching desired position.



2. Place latch onto catch and press down.



3. Key-locking the latch restricts access and conceals its working parts.

No. 851
Key-Locking.

Patented



This Draw Latch Series is a stylish, adjustable draw latch that provides an extra measure of security in that it is key-locking. Its elegant, black finish is designed to significantly enhance the appearance of the equipment or vehicles on which the latch is installed.

Materials

Latch: ASA/PVC alloy.
Rivets and drive pin: stainless steel.
Balance of working parts: carbon steel, zinc-plated.

Flammability Rating

UL94V-1494-5V.

Operating Temperatures

-20° to 125° F (-25° to 80° C).

Adjustment Range

Total range of .63" adjustment.

Available in Custom Colors

Consult factory.

No. 2-851-U

Countersunk holes, key-locking.

No. 2-850-U

Countersunk holes, nonlocking.

No. 850

Nonlocking.

No. 1-850

Stainless steel rivets, nonlocking.


No. 1-851

Stainless steel rivets, key-locking.

Dimensions without tolerances for reference only.

No. 930

Patented

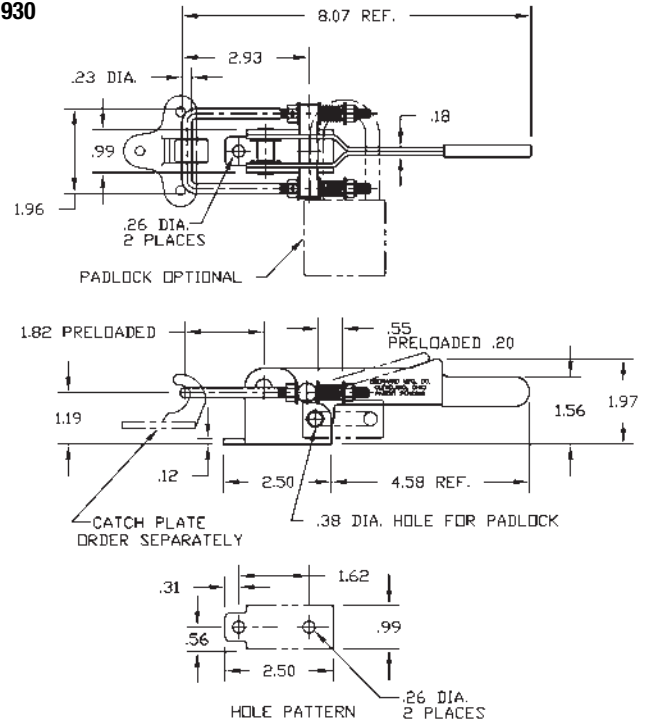


- Designed for use in a wide range of applications.
- Self-adjusting, stainless steel tension springs help maintain balanced load forces.
- Up to 7/16" U-bolt adjustment.
- Padlock eye provides for up to a 3/8" diameter padlock shackle.

NOTE: Hook not included. Order separately.

Catch Plate Options	Maximum Load Rating
No. 9674-B3	Max. 1500#
No. 7462	Max. 1000#
No. 166-AH	Max. 300#

No. 930



No. 960



Extra-Heavy-Duty Draw Latch can be used in a wide variety of applications. It offers strength and durability and is rated at 8000 lbs. maximum pull.

Features include:

- Up to 1" loop length adjustment.
- Safety thumb release helps ensure full locked engagement; provides a padlock eye for up to a 3/8" diameter padlock shackle.
- Stainless steel torsion spring automatically retracts the loop to prevent damage when not in use.

Finish

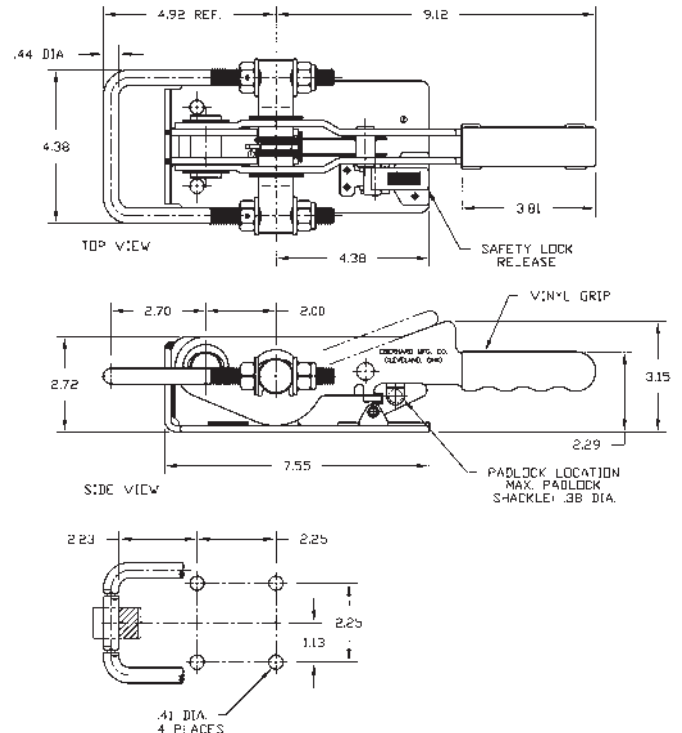
Body parts: E-coat
Fasteners, loop and thumb release: Zinc
Weight: 6.9 lbs. each

- No. 1-960**
Extended lever arm.
- No. 970**
Retractable lever arm.
- No. 960-2P12**
U-Bolt kit.
- No. 960-15**
Forged striker.



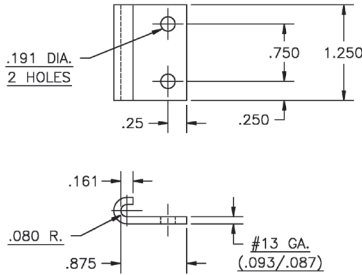
No. 960

Patented

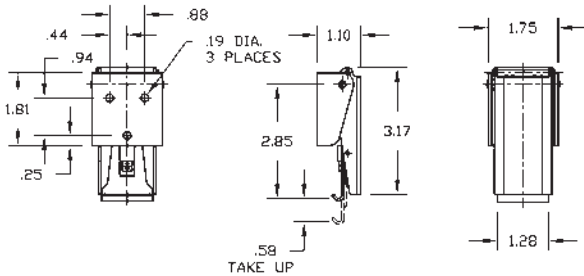


NOTE: Hook not included.

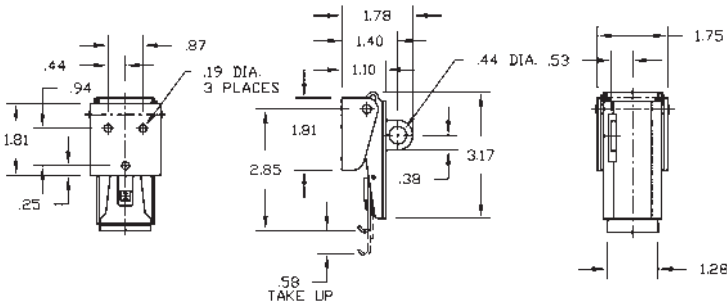
No. 750-10
Keeper.




No. 750



No. 2-750-P



750 Series



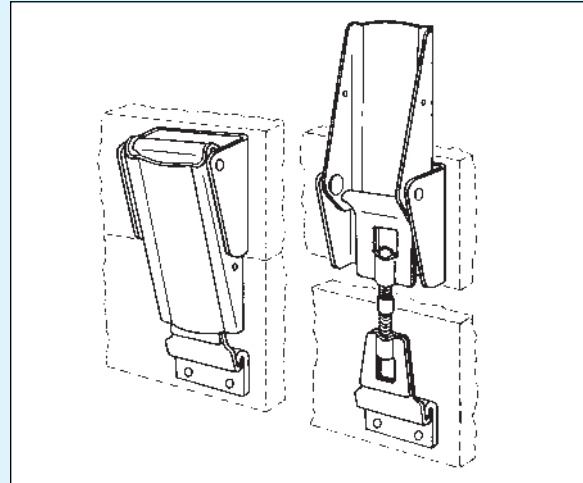
- Ideal for use on heavy gasketed lids.
- 1/2" adjustment allows for variations in alignment.
- 1/2" take-up capability.
- Slim profile.
- Provision for use of a lockwire to prevent inadvertent opening or tampering.

Keeper

- **No. 750-10** Keeper is offered separately.
Material: Carbon steel zinc-plated.

Also available in stainless steel. Ask for **No. 750-SS10**.
Plain finish.

Weight: .04 lbs.



No.	Material	Description	Maximum Load	Weight
750	Zinc-plated Carbon Steel	Standard Over center Draw Latch	300 lbs.	.34 lbs.
750-SS	Stainless Steel	Same as 750	550 lbs.	.34 lbs.
1-750-CM	Stainless Steel handle with Chrome Moly Hook	Same as 750-SS except furnished w/special Hook & Detents in Anchor Plate	750 lbs.	.36 lbs.
2-750-P	Zinc-plated Carbon Steel	Padlockable Over center Draw Latch	300 lbs.	.36 lbs.
2-750-SSP	Stainless Steel	Same as 2-750-P	550 lbs.	.36 lbs.
750-10	Zinc-plated Carbon Steel	Standard Keeper	—	.04 lbs.
750-SS10	Stainless Steel	Same as 750-10	—	.04 lbs.

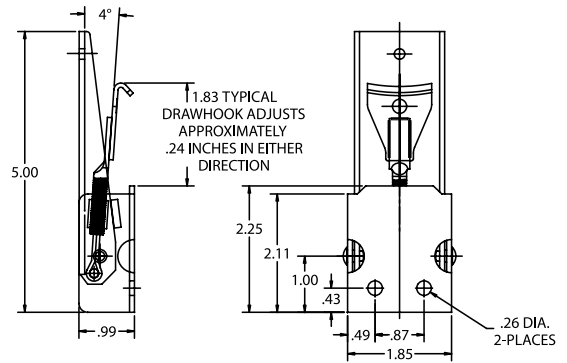
No. CM-770-SS

Draw latch assembly with electro polished stainless steel handle with adjustable chrome moly hook (carbon steel). Working load 1500 lbs. and ultimate load of 2500 lbs.

No. 1-770-10 Striker




No. CM-770-SS

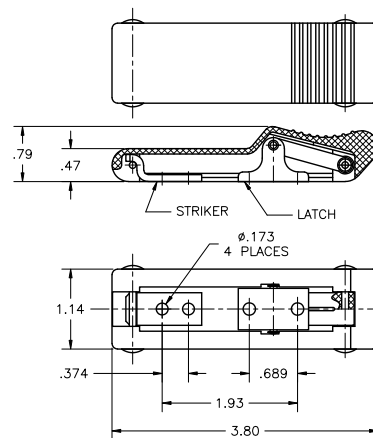


No. 609

Over center draw latch with rubber cover and stainless steel brackets.
Weight: 1.4 oz.



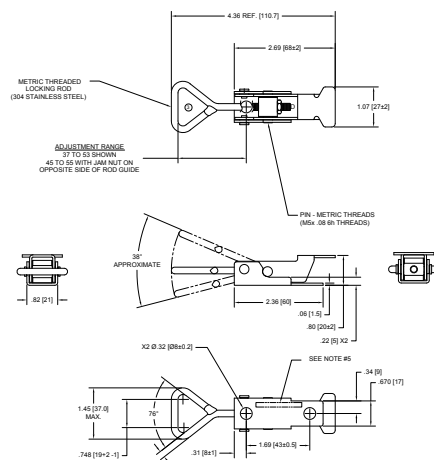
No. 609



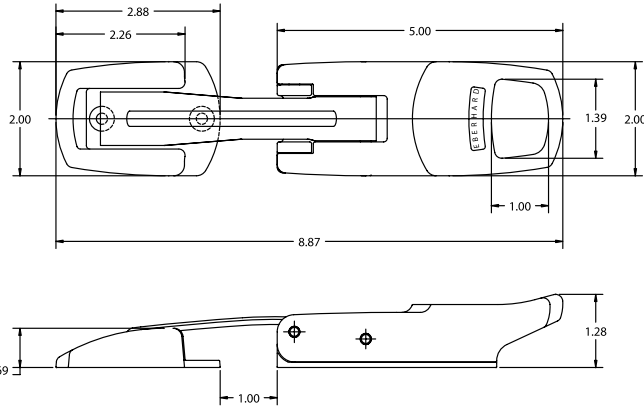
No. 12420772

Adjustable over center latch with working load of 495 lbs.

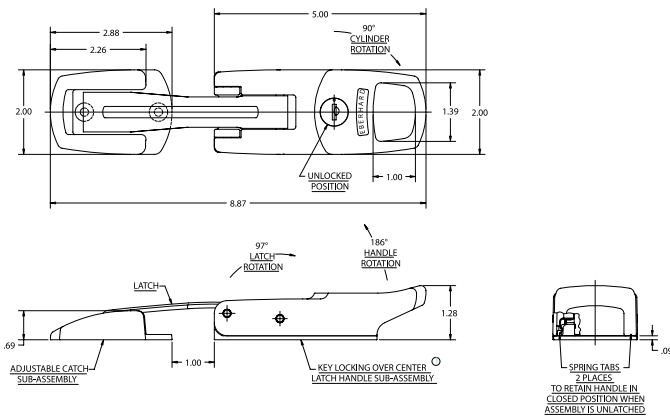
No. 12420772



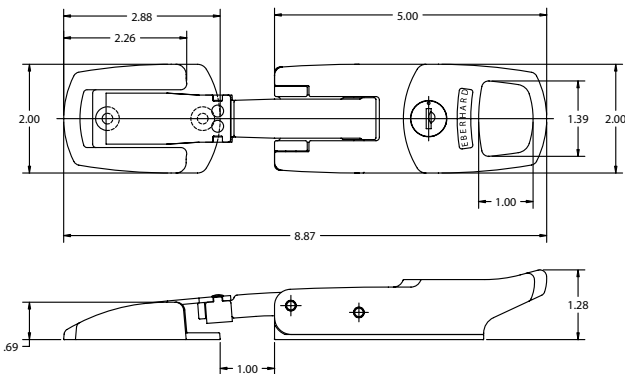
8850-PK



8851-PK



1-8851-PK



No. 8850/ No. 8851

Patented

This 8850 Series draw latch is a die cast draw latch with an adjustable catch offered in a key-locking and non-key-locking version. The product also is offered with a stainless strap for additional security or the rubber strap where more flexibility is required. The design also provides security of unauthorized removal of the mounting fasteners since the mounting locations are not accessible when the latch is clamped down on the key-locking versions. The key-locking versions are provided with one double-bitted key.

No. 8850-PK

Non-key-locking with stainless strap.

No. 8851-PK

Key-locking with stainless strap.




No. 1-8850-PK

Non-key-locking with rubber strap.

No. 1-8851-PK

Key-locking with rubber strap.



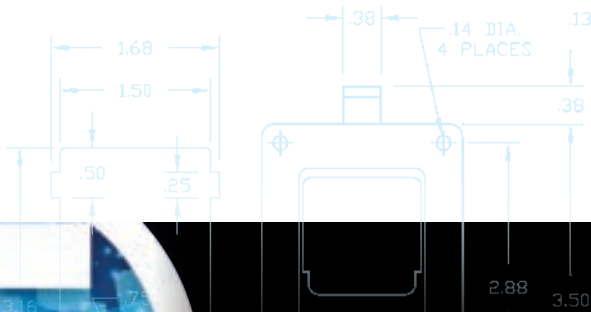
grab handles

section

20

section

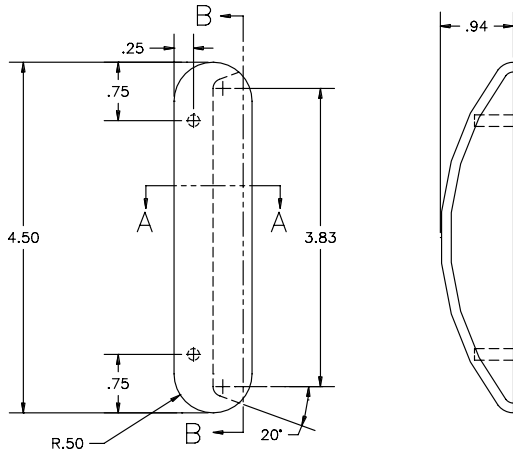
grab handles **20**



VISION & STYLE

WE'RE CHANGING THE FUTURE


No. AL-16841



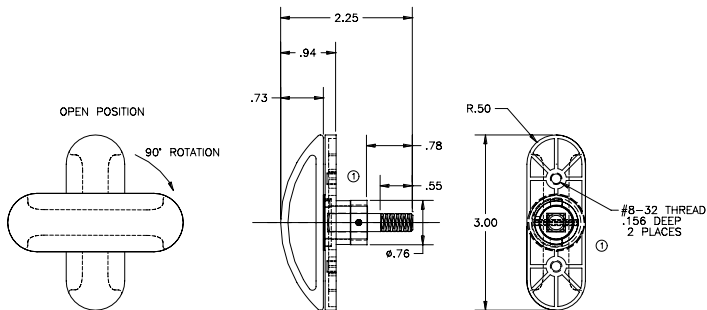
No. AL-16841

Aluminum pull handle with two taped holes (#10-24) which is ideal for drawer cabinets or light duty applications.

Finish: Satin



No. AL-16838-R&L

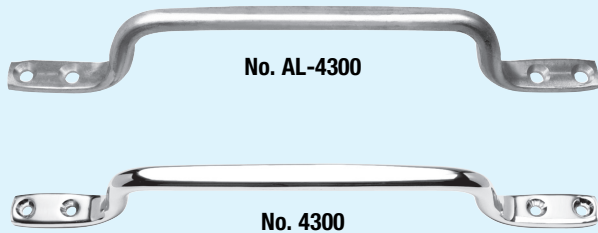


No. AL-16838-R&L

Aluminum pull handle with two taped holes (#10-24) which is ideal for drawer cabinets or light duty applications.

Finish: Satin

request quote



No.	Variations	Weight
4300	Formed steel.	1 lb.
3-4300	Same as 4300 except without holes.	1 lb.
4-4300	Same as 4300 except with (4) 11/32" dia. mounting holes, no countersink.	1 lb.
AL-4300	Same as 4300 except made of aluminum.	.34 lbs.
15AL-4300	Aluminum handle formed from AL-4300 to achieve an angular offset for easy accessible grab.	.34 lbs.

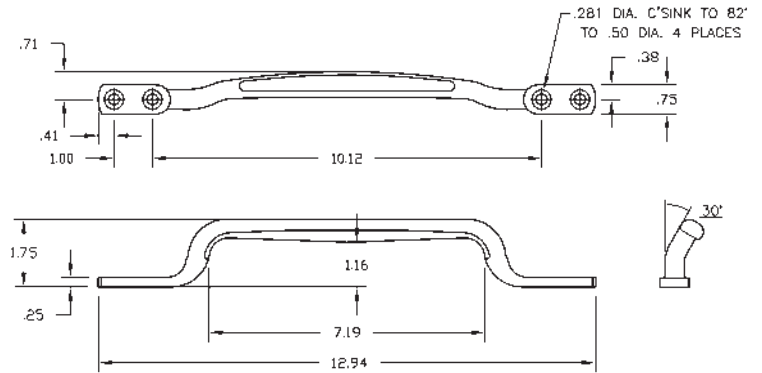
Other versions available. Consult factory.

Dimensions:

12-15/16"	length overall
7-3/16"	length of grab section
1-5/8"	flat ends (approx.)
7/32"	diameter countersunk holes
2"	rise of handle

Weight: 1 lb.
Finish: Zinc-plated or chrome-plated

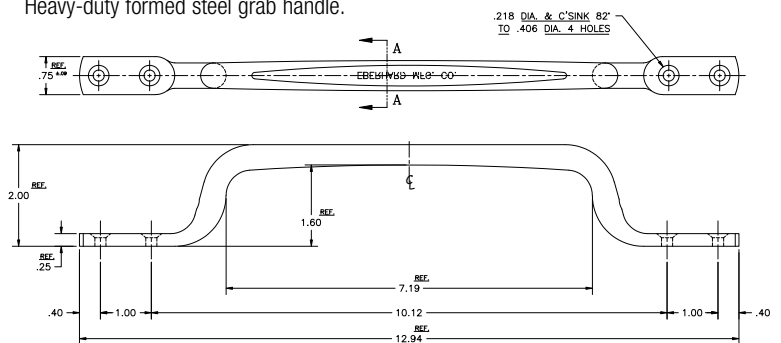
No. 15AL-4300



No. 4300

Body Grab Handle.

Heavy-duty formed steel grab handle.



No. 4302

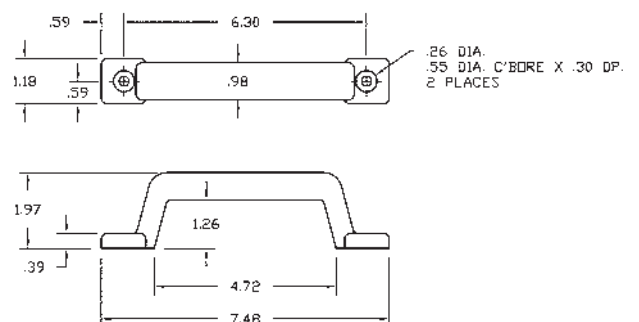


These molded corrosion-resistant polyurethane handles have a stamped steel insert for added strength. Their contemporary styling makes them ideal for roll-up doors, refrigerators, and many other uses.

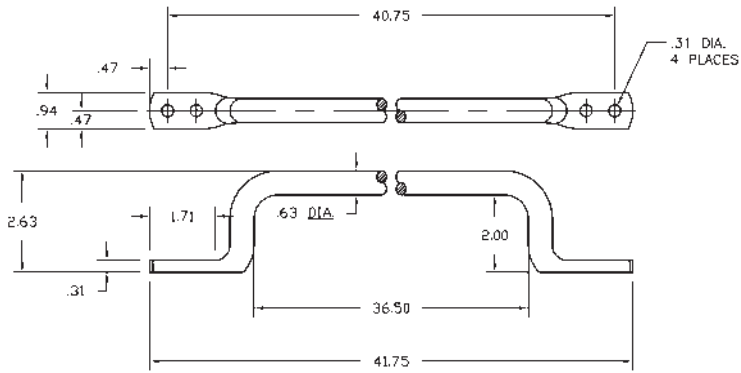
Operating temperature range – 40°F to 175° F

Weight: .30 lbs.
Finish: Black, yellow

No. 4302



No. 6300-36



No. 6300-36

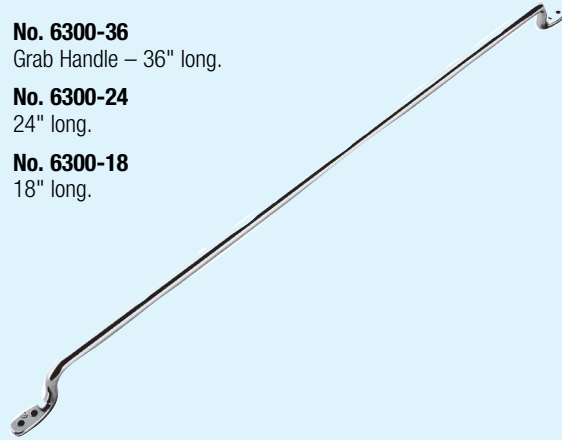
Grab Handle – 36" long.

No. 6300-24

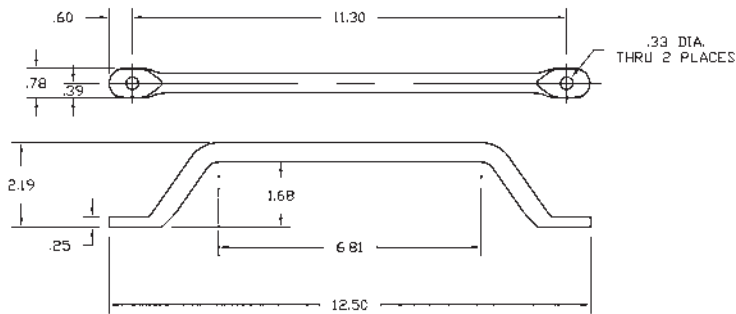
24" long.

No. 6300-18

18" long.




No. 2390-A24



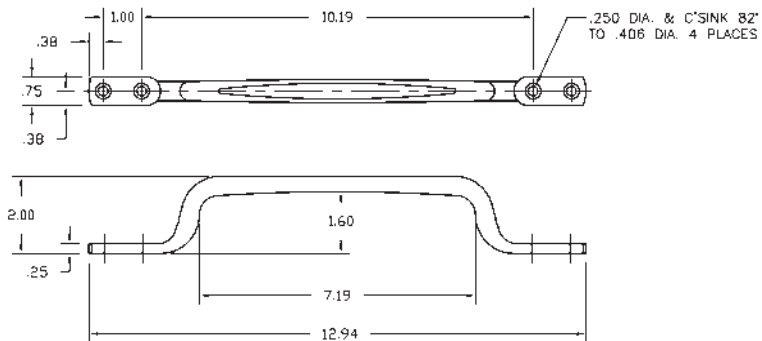
No. 2390-A24

Grab handle.

Furnished in black powder coat finish.



No. AL7-4300



No. AL7-4300

Black anodized grab handle.

No. 12378771

Rubber-coated grab handle.



request quote



No. 4303

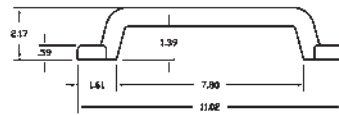
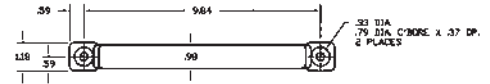
These molded corrosion-resistant polyurethane handles have a stamped steel insert for added strength. Their contemporary styling makes them ideal for roll-up doors, refrigerators, and many other uses.

Operating temperature range -40°F to 175°F.

Weight: .39 lbs.

Finish: Black, yellow

No. 4303



No. 4304

Pull handle offers excellent handle clearance and attractive appearance.


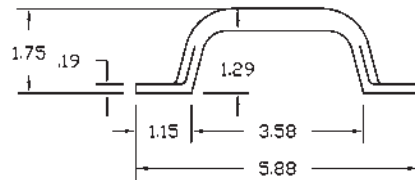
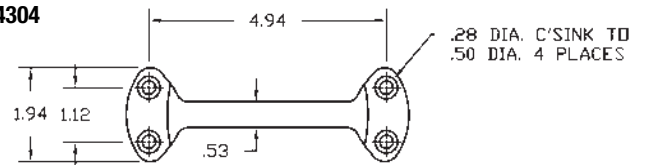
Material:

Zinc die cast

Finish: Polished chrome

Weight: .39 lbs.

No. 4304



No. 4305

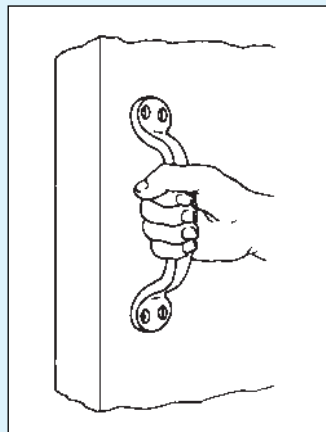
This Eberhard pull handle offers an attractive appearance plus a substantial grab area for your hand.

Material:

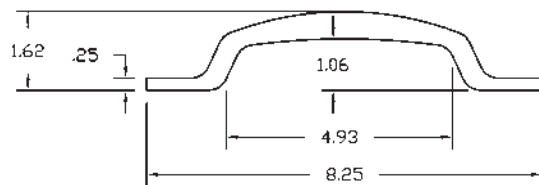
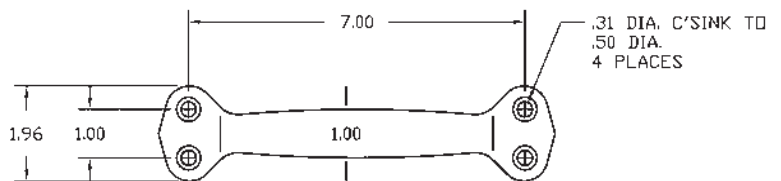
Zinc die cast

Finish: Polished chrome

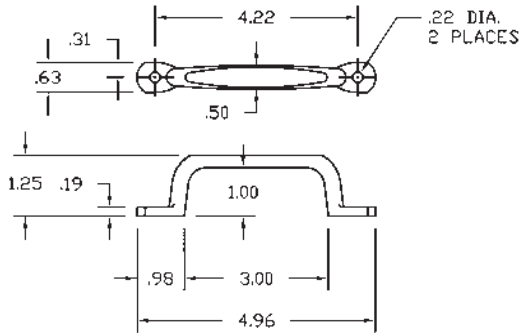
Weight: .89 lbs.



No. 4305




No. 9611



No. 9611 Formed Steel Handle

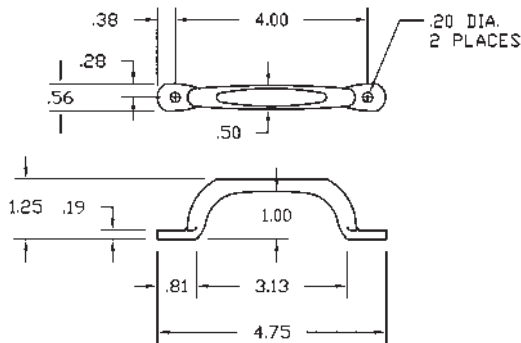
Weight: .19 lbs.
Finish: Zinc-plated



No. 1-9611 .375 dia. holes

No. 9605-C

***request quote**

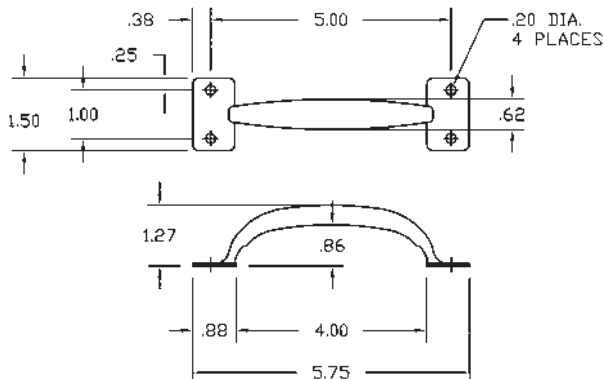


No. 9605-C

Hood handle (formed steel).



No. 349F248 Formed Steel Handle



No. 349F248 Formed Steel Handle

(4) 13/64" dia. mounting holes.



Overall Size: 1-1/2" x 5-3/4"
Width Base: 7/8"
Projection: 1-1/4"
Clearance: 7/8"
Steel

Weight: .13 lbs.
Finish: Plain or zinc-plated

No. 349F258

No mounting holes

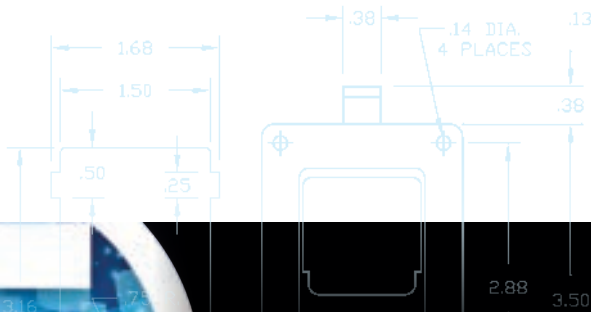
slam bolts

section

21

section

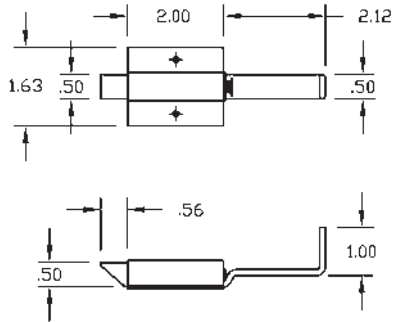
slam bolts **21**



VISION & STYLE

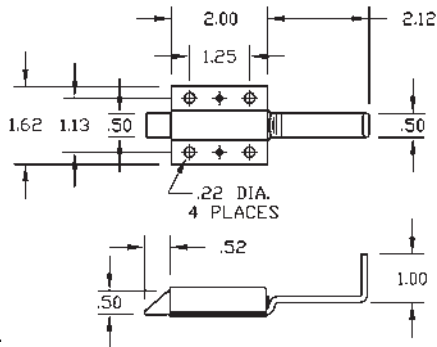
WE'RE CHANGING THE FUTURE

No. 5597



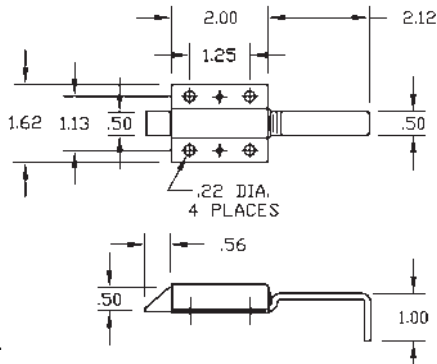
6.7 lbs. Spring Rate.

No. 8-5597



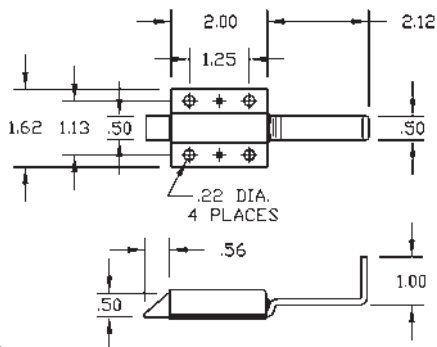
6.7 lbs. Spring Rate.

No. 14-5597



6.7 lbs. Spring Rate.

No. 27-5597



2.6 lbs. Spring Rate.

No. 5597

Ideal for drawers and small cabinets. All components are plated prior to assembly. Four standard holes can be furnished: 7/32" dia. on 1-1/8" x 1-1/4" centers.

Weight: .25 lbs.

Finish: All finger pulls are furnished zinc-plated.

Consult factory for other finishes.

No. 3-5597

Same as No. 5597 except slide bolt bevel is reversed.

No. 6-5597


Same as No. 5597 except has mounting holes.

No. 8-5597

Same as No. 3-5597 except has mounting holes.

No. 31C-5597

Same as No. 5597 except with 6 welds, plated after assembly, and 9.7 lbs. Spring Rate.



No. 14-5597

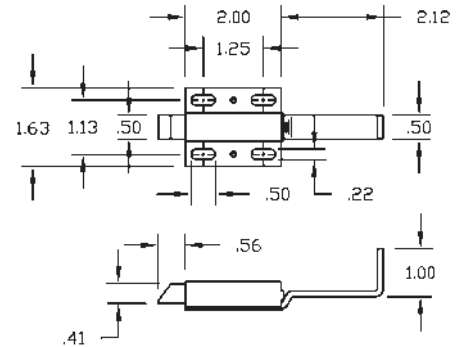
Finger pull reversed, 6.7 lbs. Spring Rate, reversed bolt, mounting holes.

No. 27-5597

Finger pull, 2.6 lbs. Spring Rate, mounting holes.

No. 16-5597 has 4 adjustment mounting slots that measure .22" x .50". Short-angle easy-slam bolt.

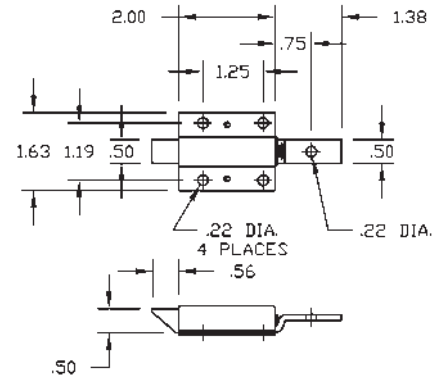
No. 16-5597



2.2 lbs. Spring Rate.


No. 23-5597 has 4 mounting holes and no finger pull. Ideal to be used with a cable or rod. Slide bolt is reversed.

No. 23-5597

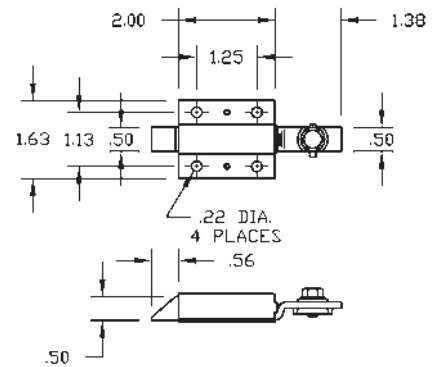


6.7 lbs. Spring Rate.

No. 18-5597-U
Nut and bolt shipped loose.



No. 18-5597-U

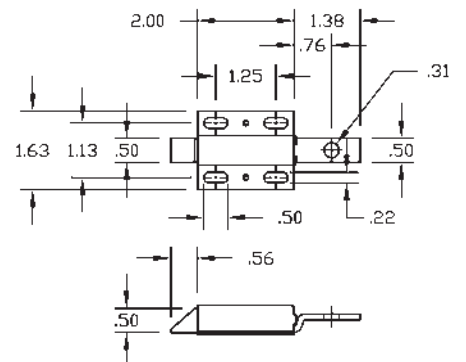


2.7 lbs. Spring Rate.

No. 10C-5597-PK
6.73 lb spring, everlube bolt, plated assembly.

No. 20-5597 has 4 adjustment mounting slots that measure .22" x .50" and no finger pull.

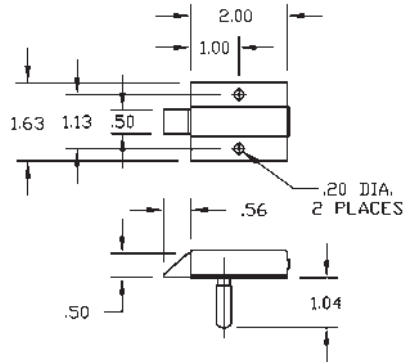
No. 20-5597



2.7 lbs. Spring Rate.

No. 21-5597-U

2.8 lbs. Spring Rate.

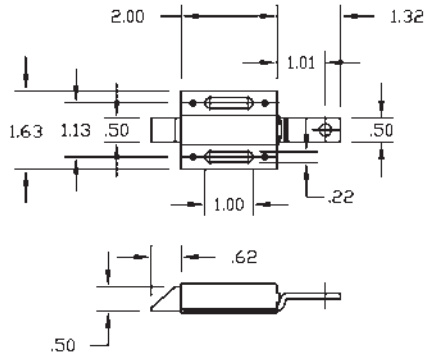


No. 21-5597-U

Inside Release Slam Latch with handle cover.

No. 22-5597

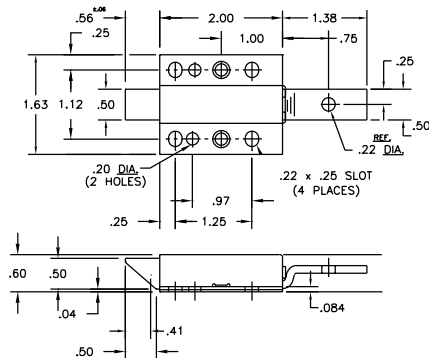
2.7 lbs. Spring Rate.



No. 22-5597 has 2 mounting slots that measure .22" x 1.00".

No. 26-5597-X

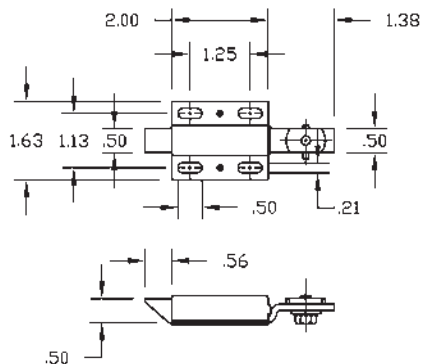
6.7 lbs. Spring Rate.



No. 26-5597-X has 2 mounting holes with .20 dia., 4 mounting slots that measure .22" x .25", a reversed bolt.

No. 24-5597-U

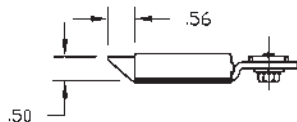
2.7 lbs. Spring Rate.



No. 24-5597-U has 4 mounting slots with reversed bolt, washer, and bolt (bolt and nut shipped loose).

No. 10-5597-U

6.73 lbs. Spring Rate.

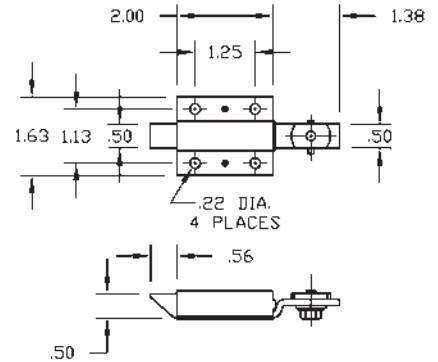


No. 25-5597-U

4 mounting holes with reversed bolt, nut, and washer (bolt and nut shipped loose).

No. 25-5597-U

2.7 lbs. Spring Rate.

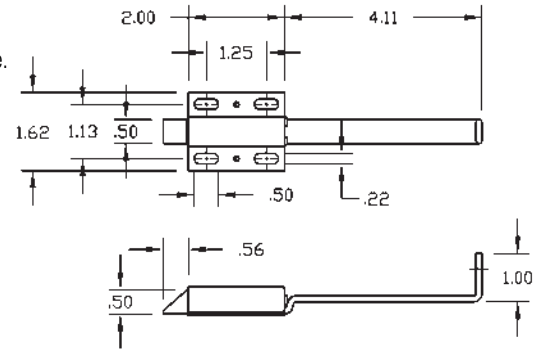


No. 2-5598

4 mounting slots that measure .22" x .50" and a finger pull that has a length of 4.00".

No. 2-5598

.9 lb. Spring Rate.



No. 565692-U

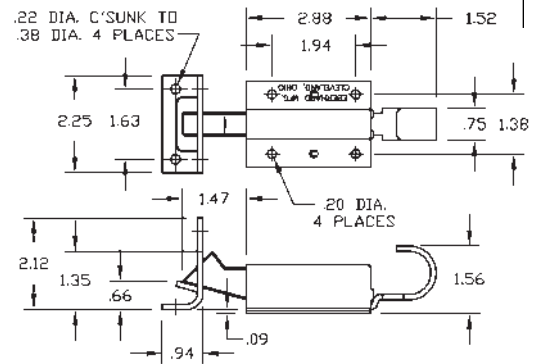
Includes **No. 565692-50** finger hook latch and **No. 565694-10** striker.

A simple, sturdy, spring-loaded latch that may be used independently or in conjunction with other latches (**No. 565694-82X**); supplied with a steel strike with holes for No. 10 screws.



No. 565692-U

26 lbs. Spring Rate.



No. 565697

Same as Part No. 565692-U except has a standard 45° bolt, less striker.

No. 11-565697

Same as 565697 except with reversed bolt.

No. 17-565697

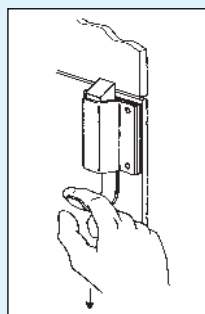
With 7 lb. spring.

No. 18-565697

With 7 lb. spring with reversed bolt.

No. 2-565697

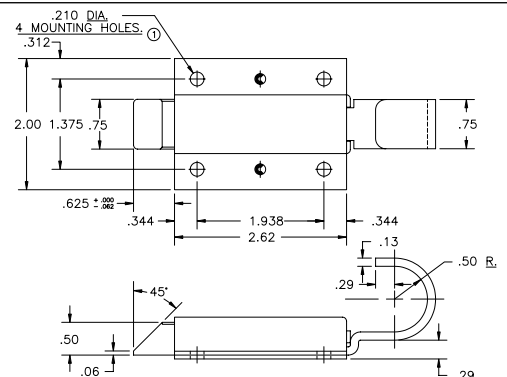
With offset bolt.



No. 565697

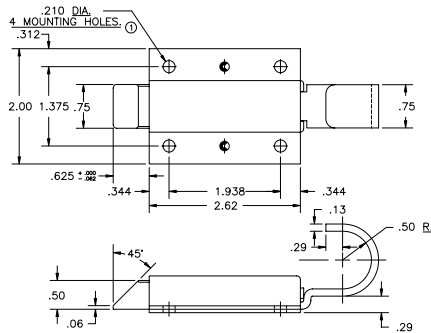
Flush-Type Steel Latch Bolt

25 lbs. Spring Rate.



No. 2-565697

25 lbs. Spring Rate.

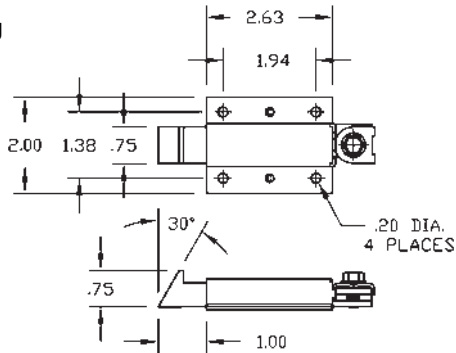


No. 2-565697

Same as No. 565697 except it has an offset steel latch bolt.

No. 17-565699-52XU

15 lbs. Spring Rate.

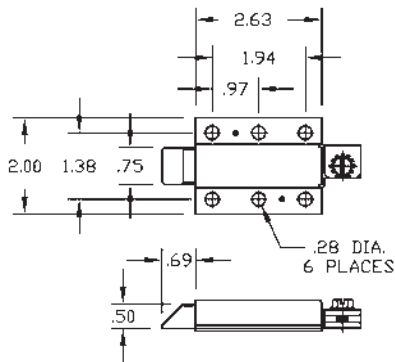


No. 17-565699-52XU

4 mounting holes .20" dia. and a 30° bolt (washer and bolt shipped loose).

No. 38-565699-S52U

15 lbs. Spring Rate.



No. 38-565699-S52U

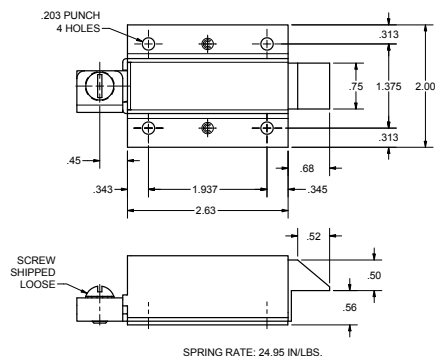
6 mounting holes .28" dia. and a 45° bolt (washer and bolt shipped loose). Stainless steel housing and bolt.

No. 37-565699-SS52

Same as 38-565699-S52U except with grease fitting.

No. 565699-51U

24 lbs. Spring Rate.



No. 565699-51U

4 mounting holes .21" dia. and a 45° bolt (washer and bolt shipped loose).

SPRING RATE: 24.95 IN/LBS.

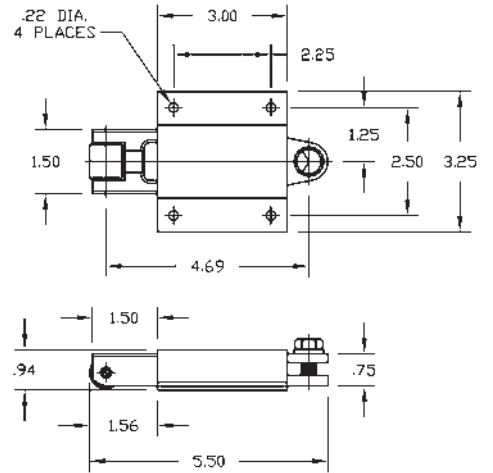
No. 4-2525-52

Standard end bolt assembly furnished with stainless steel roller.

Finish: .0003 cadmium with yellow chromate per QQP416 Type II, Class II.

Weight: .78 lbs.

No. 4-2525-52

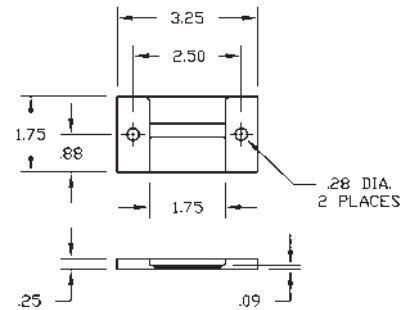


No. 1-2525-10

End Bolt Striker is made of manganese bronze and incorporates a ramp to assist in obtaining a firm closure.

Weight: .33 lbs.

No. 1-2525-10




No. 4597

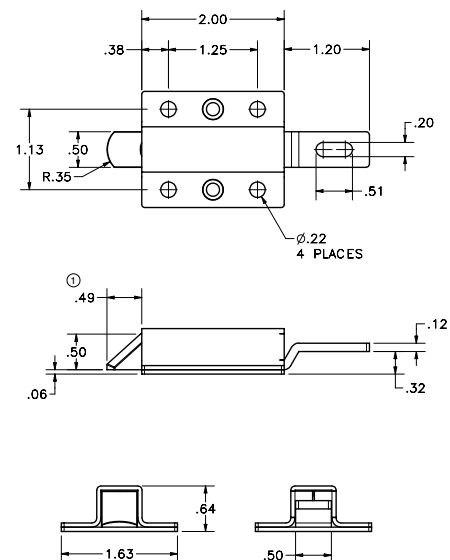
Slam bolt assembly with nylon bolt, four mounting holes, 2.64 lb. spring, and black E-coat finish.

No. 1-4597

Same as above except with four .50" mounting slots.

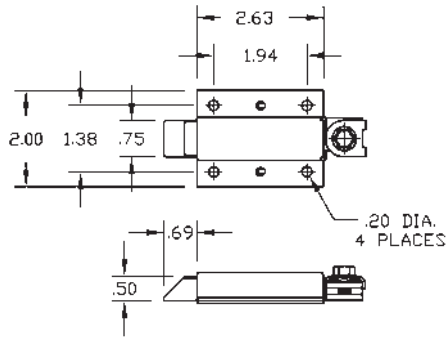


No. 4597



No. 4974-52U

7 lbs. Spring Rate.



No. 4974-52U

Slam bolt assembly with 6.9 lb. spring, 4 mounting holes .20" dia. and a 45° bolt (washer and bolt shipped loose).



No. 4974-S52U

Same as above but with all stainless steel components.

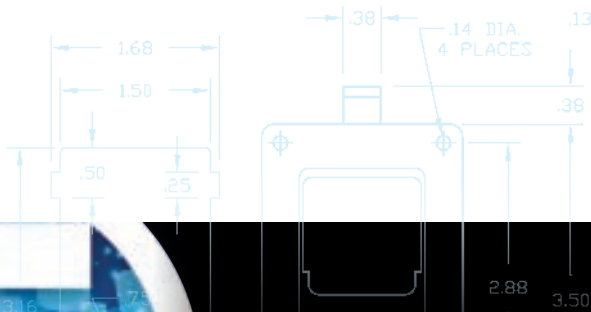
trigger latches

section

22

section

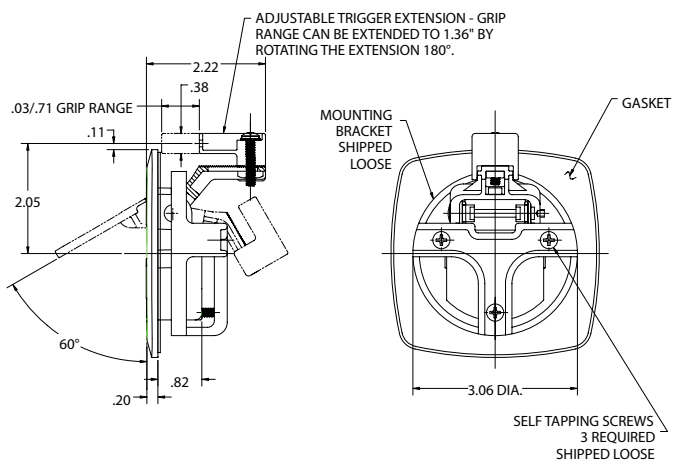
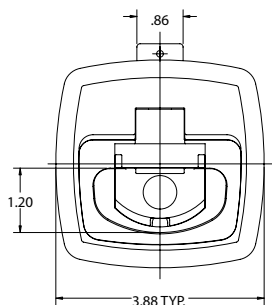
trigger latches **22**



VISION & STYLE

WE'RE CHANGING THE FUTURE

No. 934



No. 934-K

Patented

Flush compression lock is a zinc die cast latch that features a handle that pops up when the center button is depressed. This ergonomic latch is blind mount, water resistant, and offers an adjustable grip range of .03" to 1.36" for a variety of panel applications. The latch also includes a preinstalled mounting gasket. The standard mounting bracket is designed for panel thickness of .03" to .25" and includes the self tapping screws. Cutout is 2.5" diameter for ease of mounting for locking and nonlocking versions.

No. 934-K Key-locking version supplied with 2 keys


No. 934 Non-key-locking version

Available Finishes:

- (35) polished chrome handle, black textured receptacle
- (03) chrome handle and receptacle
- (42) black textured handle and receptacle
- (35) chrome handle and black receptacle

request quote





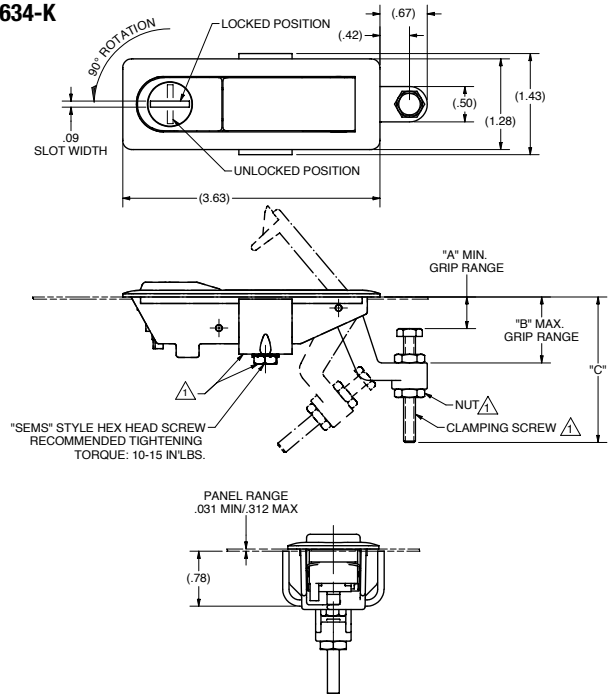
No. 634/634-K

Trigger latches are ideal for cabinets or compartment doors on trucks, buses, or boats. Available in a black powder coat or chrome finish. Standard features include one key with locking version, dust shutter on key cylinder to help reduce dirt from entering cylinder, mounting bracket, mounting screw, and adjustment bolt both with hex heads for faster installation. Available with raised or flush button.

Key-Locking	Nonlocking	A	B	C
634-K	634	.13	.80	2.43
635-K	635	.75	1.25	2.86
636-K	636	1.25	1.75	3.43
637-K	637	1.75	2.25	3.89

Consult factory for key number options.

No. 634-K



No. 634F

Nonlocking trigger latch with flush button. Available in black powder or chrome. Finish with textured surface.

No. 634S/634S-K

Same as 634/634-K Series except has a smooth surface.

No. TL-634-SK

Trigger latch with slot locking.

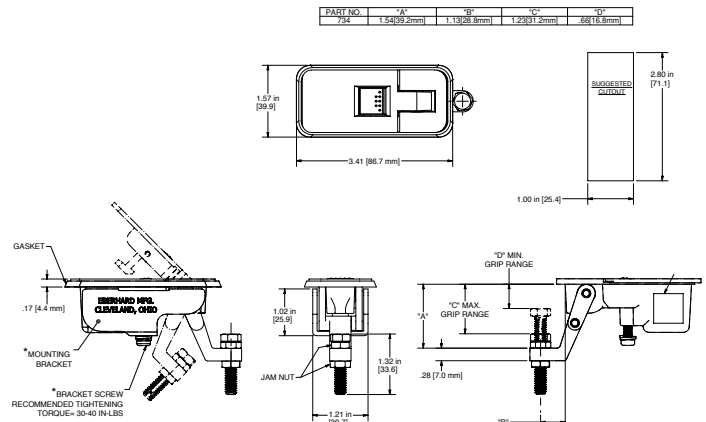
No. 734

Water-resistant nonlocking trigger latch with adjustable grip range (.66"–1.17") and black powder finish.

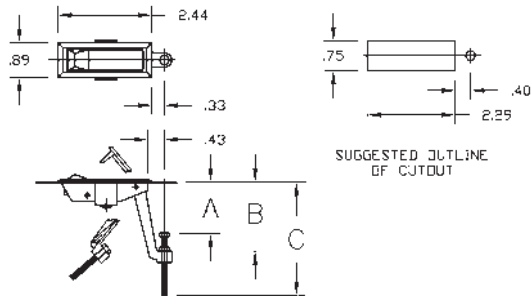
No. 734 -K

Key-locking version with two single bitted keys.


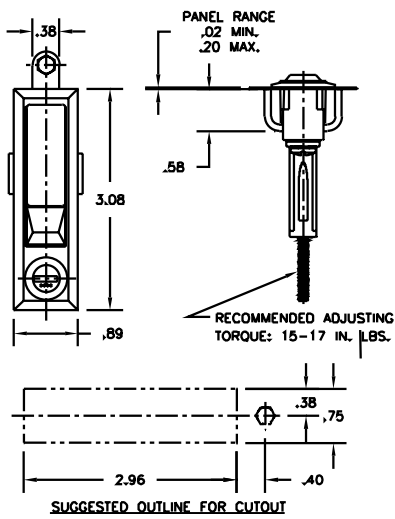
No. 734



No. 434



No. 434-K



No. 434

Available in black powder coat or chrome finish with textured surface.


Key-Locking	Nonlocking	A	B	C
434-K	434	.10	.46	1.56
435-K	435	.12	.82	1.92
436-K	436	.47	1.18	2.28
437-K	437	.90	1.56	2.66

The 434 small trigger latch series offers adjustable compression setting to meet a wide variety of applications activated with a push of a button.

NOTE: Consult factory for key number options.

No. 1-433

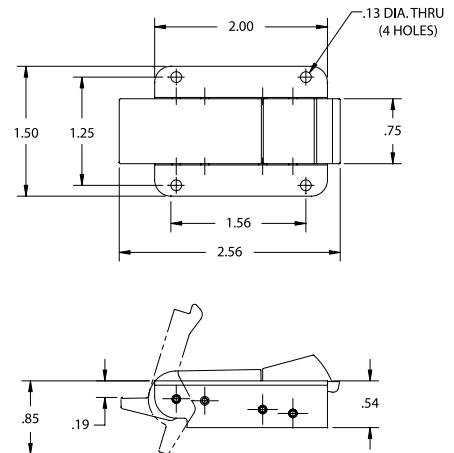
The 433 is designed for a variety of panel applications. A push of the button releases the latch allowing entry into the panel compartment. The button and trigger are UV stabilized composite material and the housing is carbon steel zinc-plated.



No. 2-433


Release latch with .92" grip range.

No. 1-433



No. 834

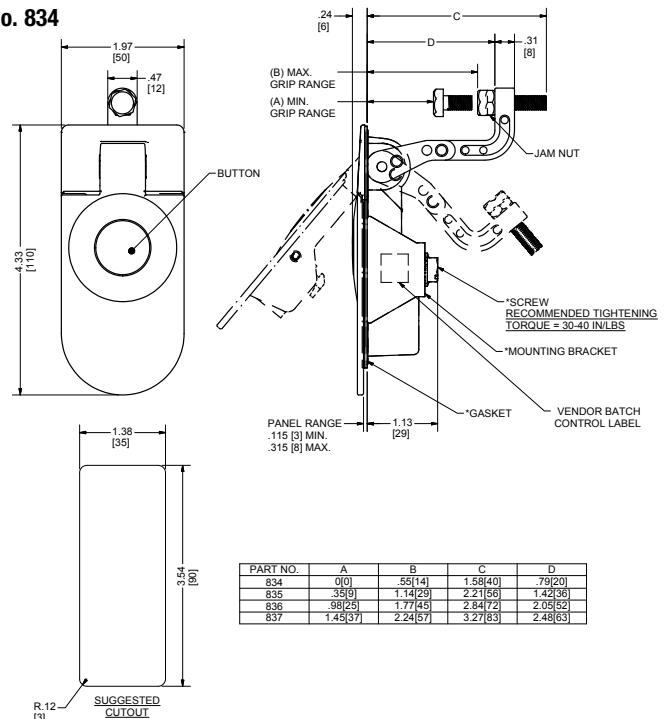
Water-resistant trigger latch. Available in multiple grip ranges, with gasket, adjustable set screw, and black textured finish.



No. 834-K

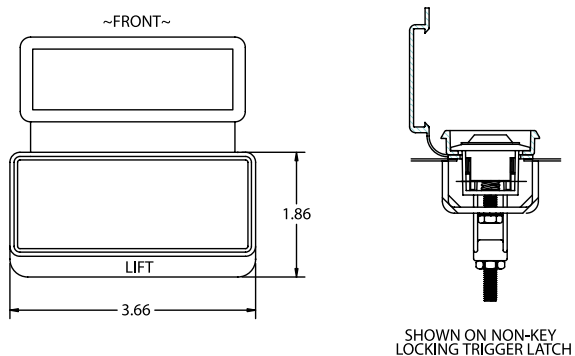
Key locking with single bitted key.

No. 834



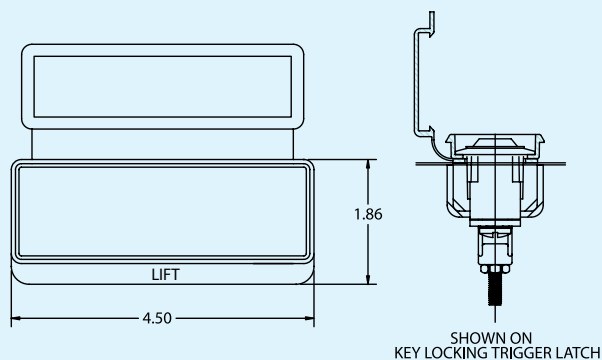
No. 534C

Nonlocking trigger latch cover for 534 Series.
Material: Neoprene, black.


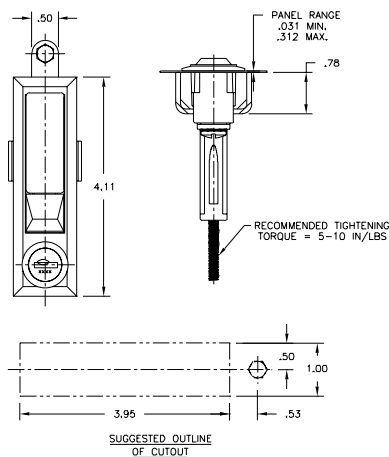


No. 534C-K

Key-locking trigger latch cover for 534 Series.
Material: Neoprene, black.



No. 534-XK



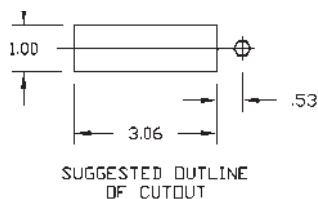
No. 534-X

Available in black powder coat or chrome finish with textured surface.

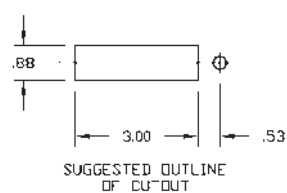
Nonlocking	Key-Locking	A	B
534-X	534-XK	.13	.84
535-X	535-XK	.75	1.25
536-X	536-XK	1.25	1.75
537-X	537-XK	1.75	2.25

Key-locking cylinder package available (**No. 534-61-P5**).
Weight: .28 lbs.

No. 534-X



No. 534



cam-type door locks

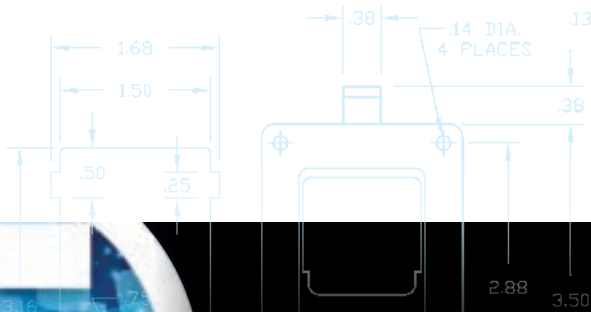
section

23

section

23

cam-type door locks



VISION & STYLE

WE'RE CHANGING THE FUTURE

No. 1969-UR&L



No. 1969-UR&L

Designed for container, piggyback, and trailer use to meet the severe service demands this equipment encounters. Also ideal on van doors (as a single lock), on refrigerated units and similar applications. It is exceptionally easy to install; permits the use of standard O.D. structural tubing without costly and time-consuming fitting on the job. Total projection of lock is less than 2". Cam and keeper design, combined with bearing covers and back plates, add structural strength to the entire unit.

Features:

- Wedge-type, anti-rack cams, and keepers.
- Saddle-type construction of the cam ensures a secure weld and eliminates grinding and other on-the-job fitting.
- Rack control in every direction.
- Patented finger-hook design.
- Steel cam and keeper locks assembly tight under extreme conditions.
- Over-the-seal or door-edge bearing back plate construction.
- Flush-mount construction.
- Frost-breaking action.
- Large locks are furnished with handle shipped loose for maximum flexibility and are provided with a truss head screw and nut for easy installation.
- Large locks can be supplied with handle attached with a stainless steel rivet.
- For piggyback and container applications, a 36" reinforcing rod can be ordered welded into the lower half of rod for additional end load shift protection.
- Anti-rack rings may be installed below each bearing cover to increase strength and prevent vertical motion during racking. (Consult factory.)

Can be furnished with or without tubing. When ordering the lock with tubing, give dimensions from center or upper cam to center of lower cam ("A" dimension), and from center of handle to center of lower cam ("C" dimension). Lock will be furnished with cams and handle clip welded. Also available with top cam loose. When ordering the lock with top cam loose, give dimensions from top of each end (overall length "B" dimension). When ordering without tubing, specify **No. 1969-P24**.

Finish: Hot-dipped galvanized. Other options available. Consult factory.

Weight: With 109" tube, approximately 27.64 lbs.

Weight: 12.78 lbs. less tube (**No. 1969-P24**)

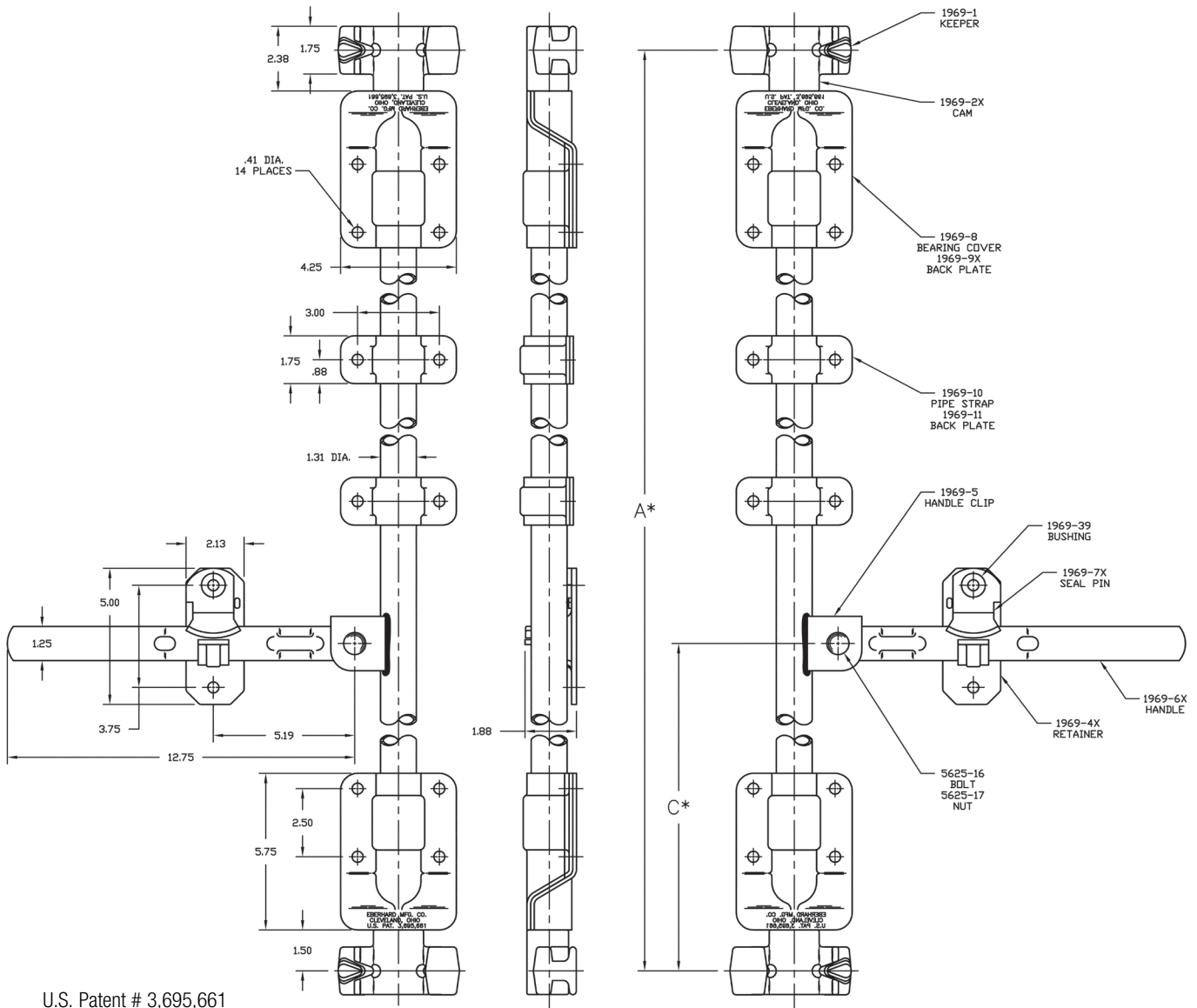
Tubing dimensions:

O.D. - 1.315"

Wall thickness - .109"

cam-type door locks

No. 1969-UR&L



U.S. Patent # 3,695,661

LEFT-HAND ASSEMBLY

RIGHT-HAND ASSEMBLY

* Dimension to be determined by customer

No. 4-1979-R&L

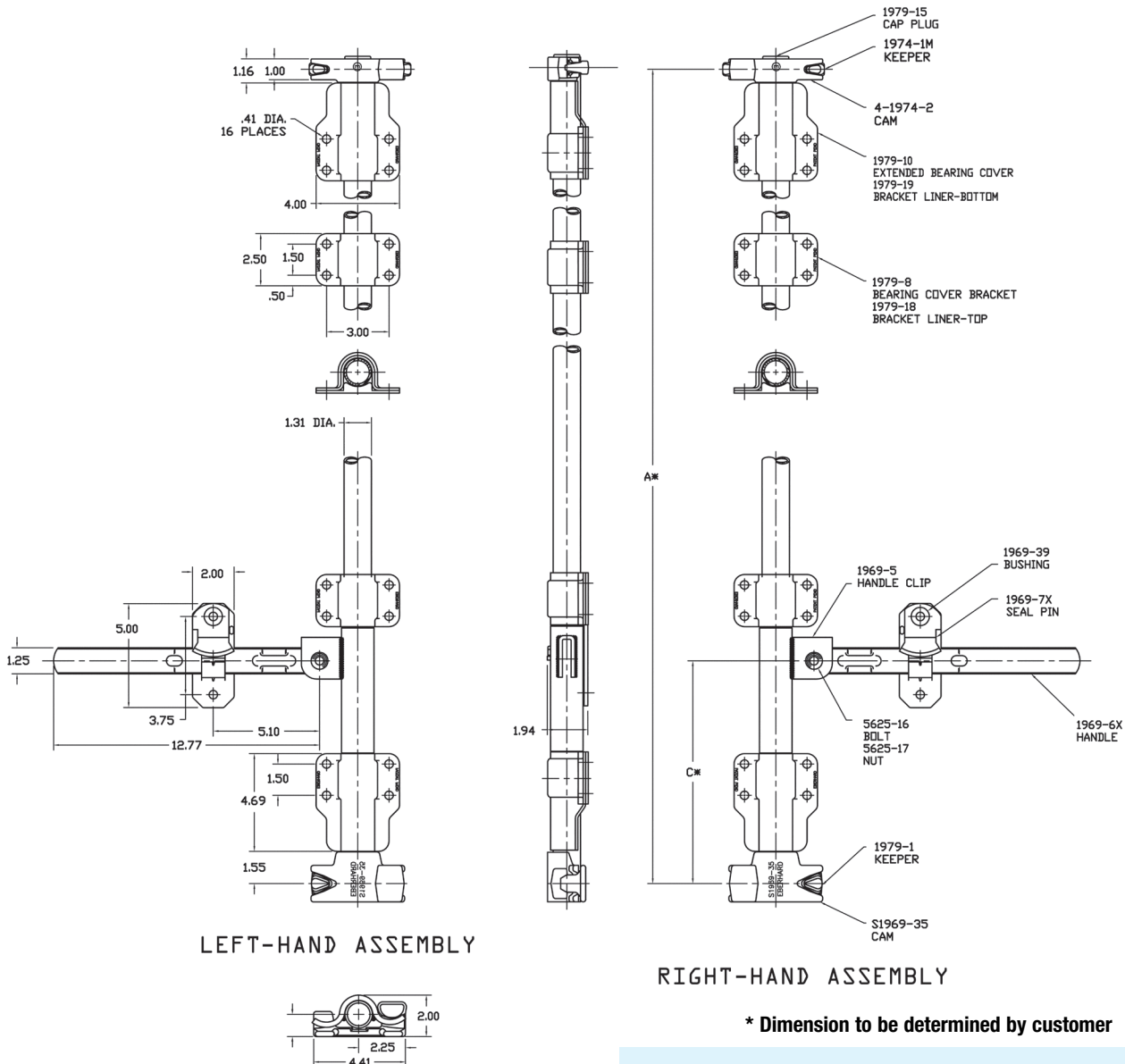
Eberhard's Double-Tube Lock System provides the maximum in anti-rack protection. The outer anti-rack tube assembly is sandwiched between the bearing bracket and bearing cover assemblies. This restricts the up-and-down movement of the rod assembly, thereby reducing the degradation of door gaskets and related components.

Other Features Include:

- Precision-engineered, pregalvanized/top-coated structural tubing—provides improved appearance and better rotational operation of the system.
- Fully extended, anti-seize bushings surrounding the rod – provide a noncorrosive barrier between the mounting brackets and the door.
- A minimum of 36% more rod support coverage – provides added end load performance.

The Double-Tube Lock System can be specified with any of the extensive line of Eberhard cams and keepers, including models for narrow headers, variable offsets, or stainless steel frame applications.

Tubing Dimensions: O.D. – 1.315"
Wall Thickness – .109"



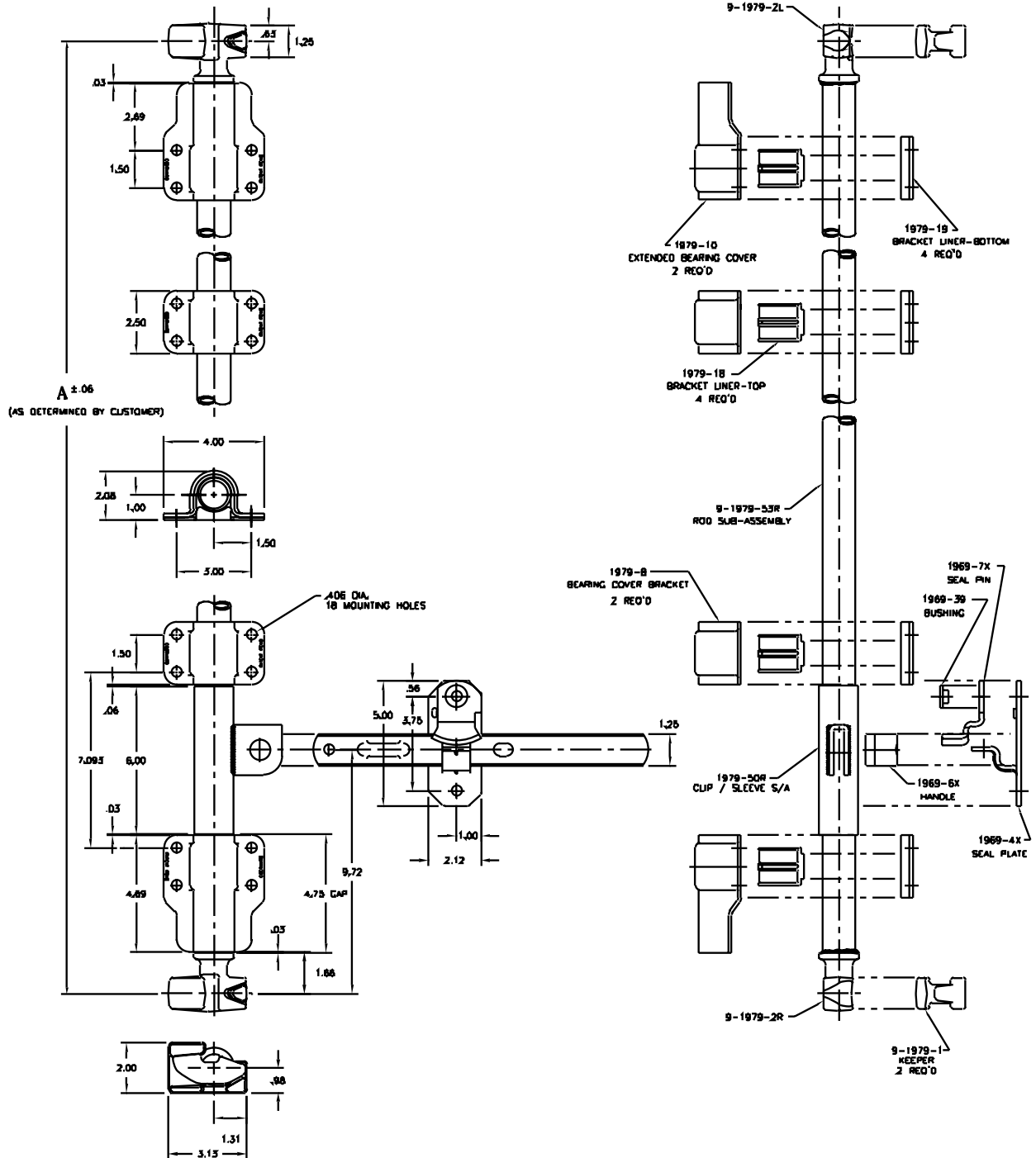
* Dimension to be determined by customer

cam-type door locks

No. 9-1979-UR&L

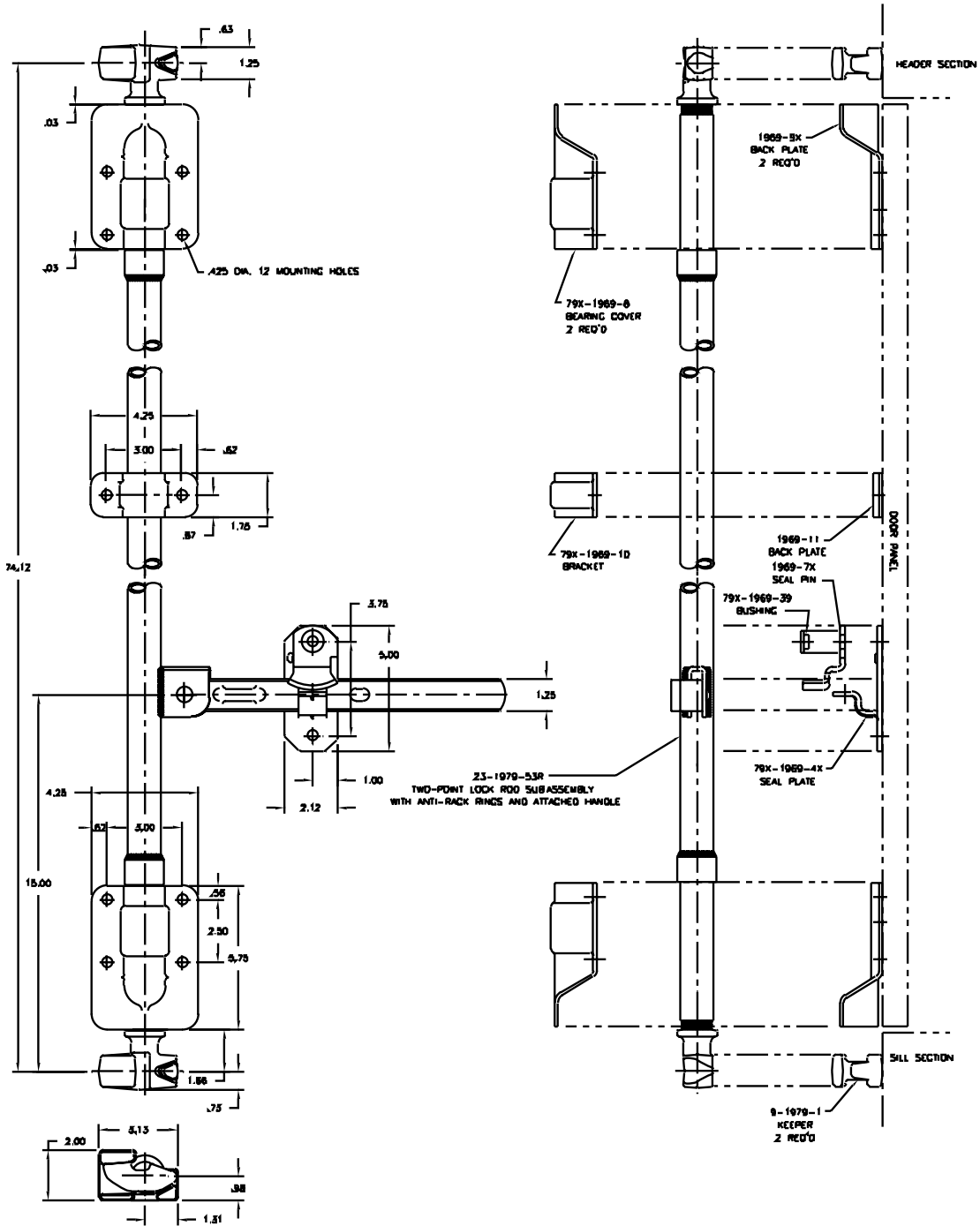
2-point Cam-Tite™ assembly.

NOTE: Cannot use No. 1972 inside handle with this door lock.



No. 23-1979-UR&L
2-point Cam-Tite™ assembly.

NOTE: Cannot use **No. 1972** inside handle with this door lock.

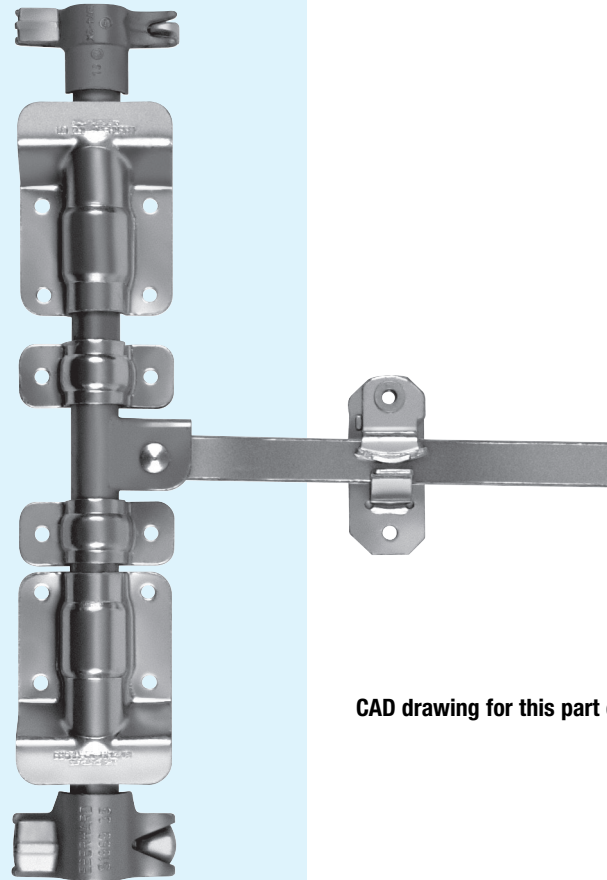


No. 1974-R&L

Finish: Hot-dipped galvanized.
Weight: With 109" tube,
approximately 22.50 lbs.

Other options available.
Consult factory.

Tubing dimensions:
O.D. – 1.315"
Wall thickness – .109"

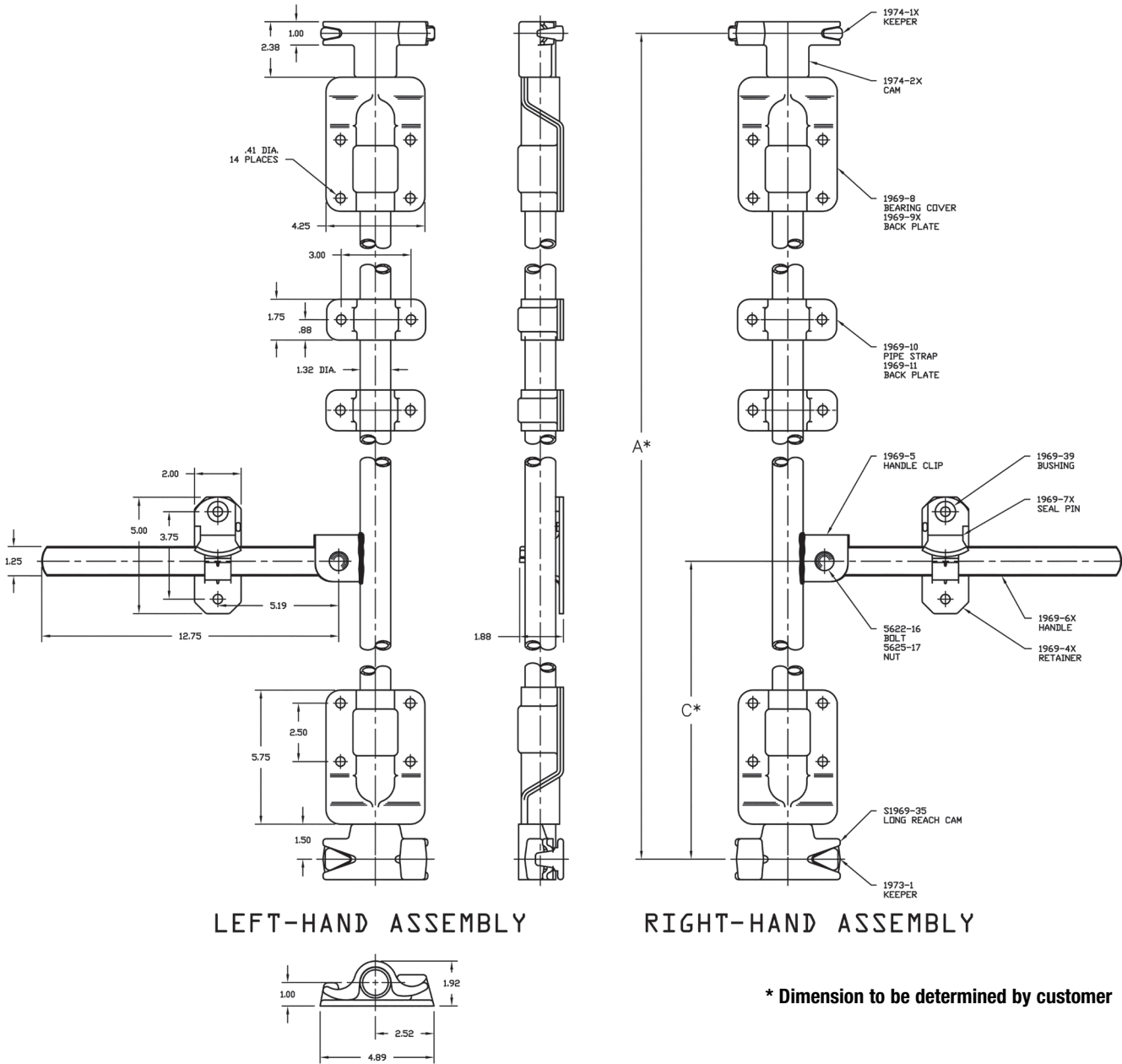


CAD drawing for this part on page 226.

Designed for high cube trailers with narrow headers. The keeper design is only 5/8" wide at the base. Ideally suited for 1" narrow headers. It is used in conjunction with the conventional long reach cam and keeper at the bottom of the rod assembly, providing trailer doors excellent gather in the racked condition.

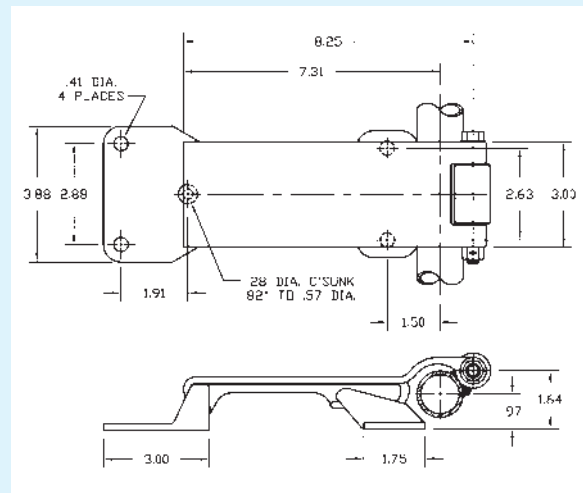
- Components and features are the same as the standard 1969 Series lock on the preceding pages.
- Keepers are available in both flush and 3/8" offset configurations.
- Cams and keepers are available in both carbon steel and 300 Series stainless.
- Various cam and keeper configurations are available including offsets and collar heights of cams for proper seal clearance.

No. 1974-R&L



For even greater security of the rear end, a third-point lock is added to the door lock described on the preceding page, increasing the anti-rack capability, pulling the two doors into one secure unit and eliminating leakage.

No. 1971-XU



No. 1971-29
Keeper shim plate.

No. 1971-U
Same as 1971-XU but without nut, bolt, and bushing.

Material: Malleable iron casting

Finish: Hot-dipped galvanized

No. 1972

Inside release.

A door safety release that permits the door to be unlocked from the inside by unscrewing the inside handle counterclockwise. The outside keeper drops off, allowing the handle to be pushed open, thus releasing the door without damage to the lock or its mechanism. Can be used on any large lock with a padlocking seal plate. Do not use on doors with more than one lock. Range of door thicknesses: 1/4" to 6-1/4" by cutting tube and threaded rod.

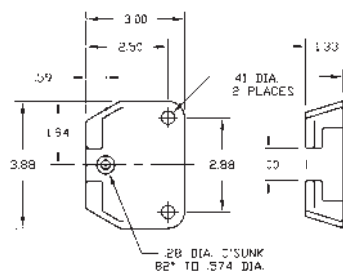
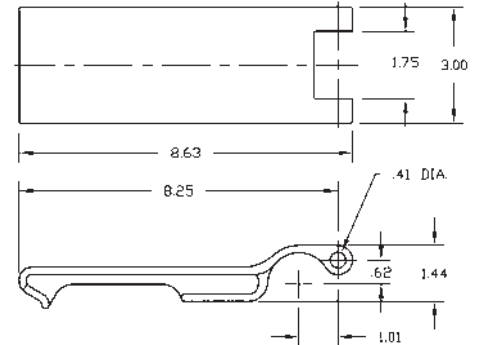
Weight: 2.17 lbs.

No. 2-1972-U
Less tube, 3" handle.

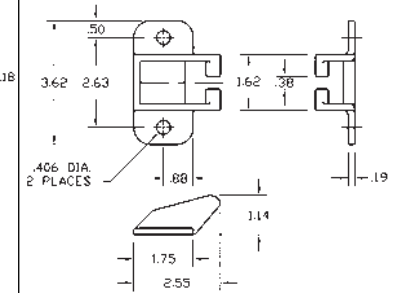
No. 3-1972-U
Less tube, 4-1/2" handle.

No. 1971-20

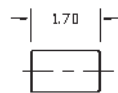
Lock strap.
Weight: 1.79 lbs.



No. 1971-21 Keeper.
Weight: .78 lbs.



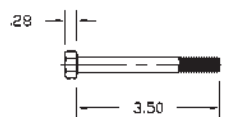
No. 1971-22 Guide.
Weight: .61 lbs.



No. 1979-23
Bushing.
Weight: .31 lbs.

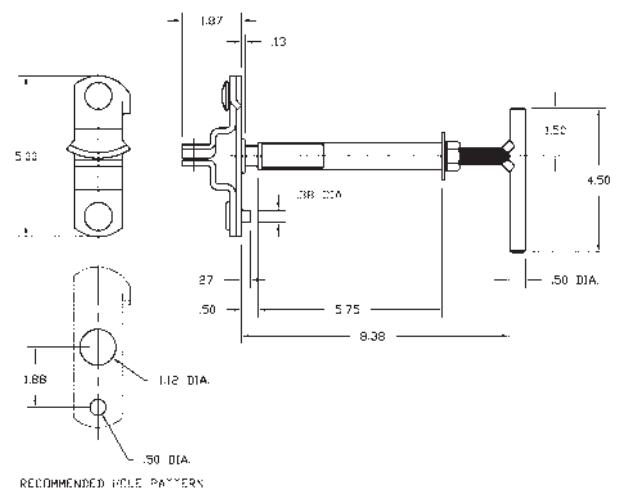


No. 1971-25
Lock Nut 3/8".
Weight: .02 lbs.

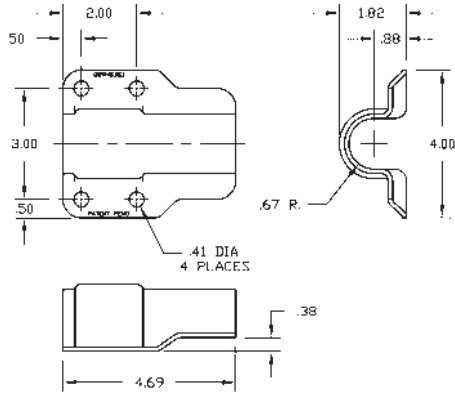


No. 2X-174-A
Long Hex Bolt 3/8"-16 x 3-1/2".
Weight: .12 lbs.

No. 1972



No. 1979-10



All heavy-duty door locks are designed with appropriate clearance to achieve long-lasting durable performance which has been proved in years of severe field service.

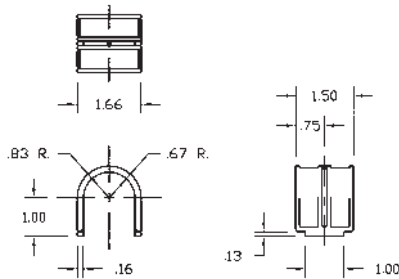


No. 1979-10
Bearing cover



No. 1979-8
Bearing bracket

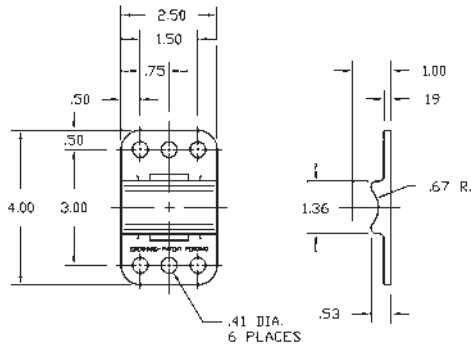
No. 1979-18




No. 1979-18
Anti-Seize Bushing
(Upper Half)




No. 1979-19



No. 1979-19
Anti-Seize Bushing
(Lower Half)



No. 7-1969-18X
Rubber grip for 1969-6X handle.
May be furnished with
your logo.
Consult factory.




Eberhard offers a complete array of cams and keepers to fit your special trailer requirements.

No. 1969-2X

Standard cam.
Used on 1969 lock.

Cam and weld-on keepers are heavy-duty forged steel construction.



No. 1969-2X can be used with the following keepers:

Weld-On Type Keeper


No. 1969-1 Flush



Other offset options available. Consult factory.

Bolt-On Type Keeper

No. 6-1969-1 Flush



Bolt-On Keepers are malleable iron.

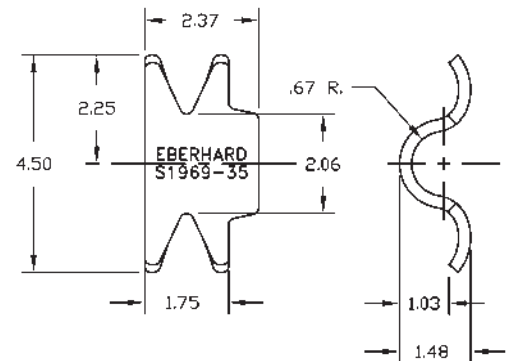
No. S1969-35

Long-reach cam.

Long-reach cam used on lower end 1974 lock. Has 2-3/8" collar.




No. S1969-35

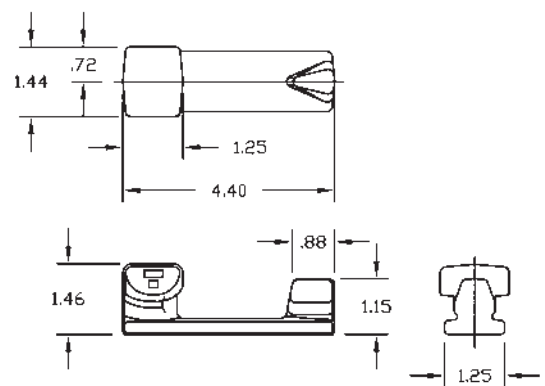


No. 1-1979-1 Flush

Weld-on Keeper.
Use with 1969-35 and 16458 cams.

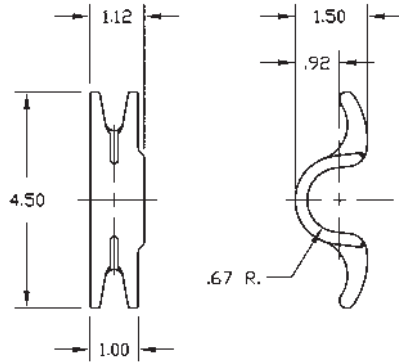


No. 1-1979-1



No. 4-1974-2


Optional narrow header cam with shorter 1-1/8" collar for maximum seal clearance.



- Cams and keepers are heavy-duty forged steel construction.
- Narrow header flush keeper is available in 304 Series stainless steel investment casting **No. 1974-SSC1**.

No. 1-1974-2X

Optional narrow header cam with shorter 2" collar for greater seal clearance and height of 2".

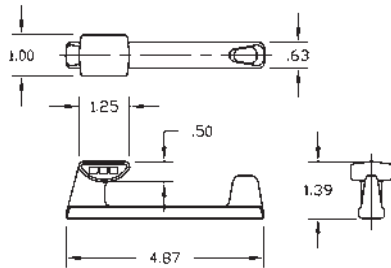


No. 1974-2X

Standard narrow header cam used on top of No. 1974 lock. Has 2-3/8" collar and height of 2.38".




No. 1974-1X Flush



No. 1974-2, No. 1-1974-2, No. 4-1974-2 can be used with following weld-on narrow header keepers:

No. 1974-1B 3/8" Offset

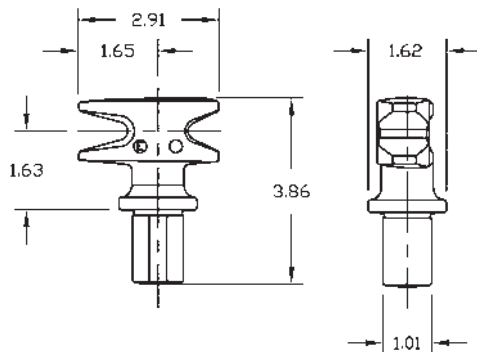


No. 1974-1X Flush



No. 9-1979-2R&L
Cam.

No. 9C-1979-2R&L
Cam.

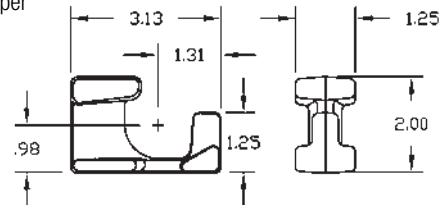


The Cam-Tite™ Cam & Keeper No. 9-1979-1 & 9-1979-2

Is designed to meet M931 Association of American Railroads rear wall testing standards, yet is ideal for narrow headers with keeper being only 1-1/4" wide.



No. 9-1979-1
Keeper



No. 7502-UR&UL

Two-point cam-type lock.

Welded installation shown.

This anti-rack, cam lock has been designed as a system that will allow the greatest flexibility of application. The user has a choice of stamped steel or malleable iron keepers of varying widths, a third-point steel keeper, stamped-steel offset or straight rod guides and supplementary bearing covers and back plates. Thus, the 7500 Series can be adapted for everything from medium-duty applications to the most severe service demands. Any model of the 7500 can be shipped completely welded to your specifications, saving time and money. It can be furnished with the top cam loose if you have more than one length requirement.

For all van bodies, trailers, refrigerated equipment, and all types of gasketed doors.

Features:

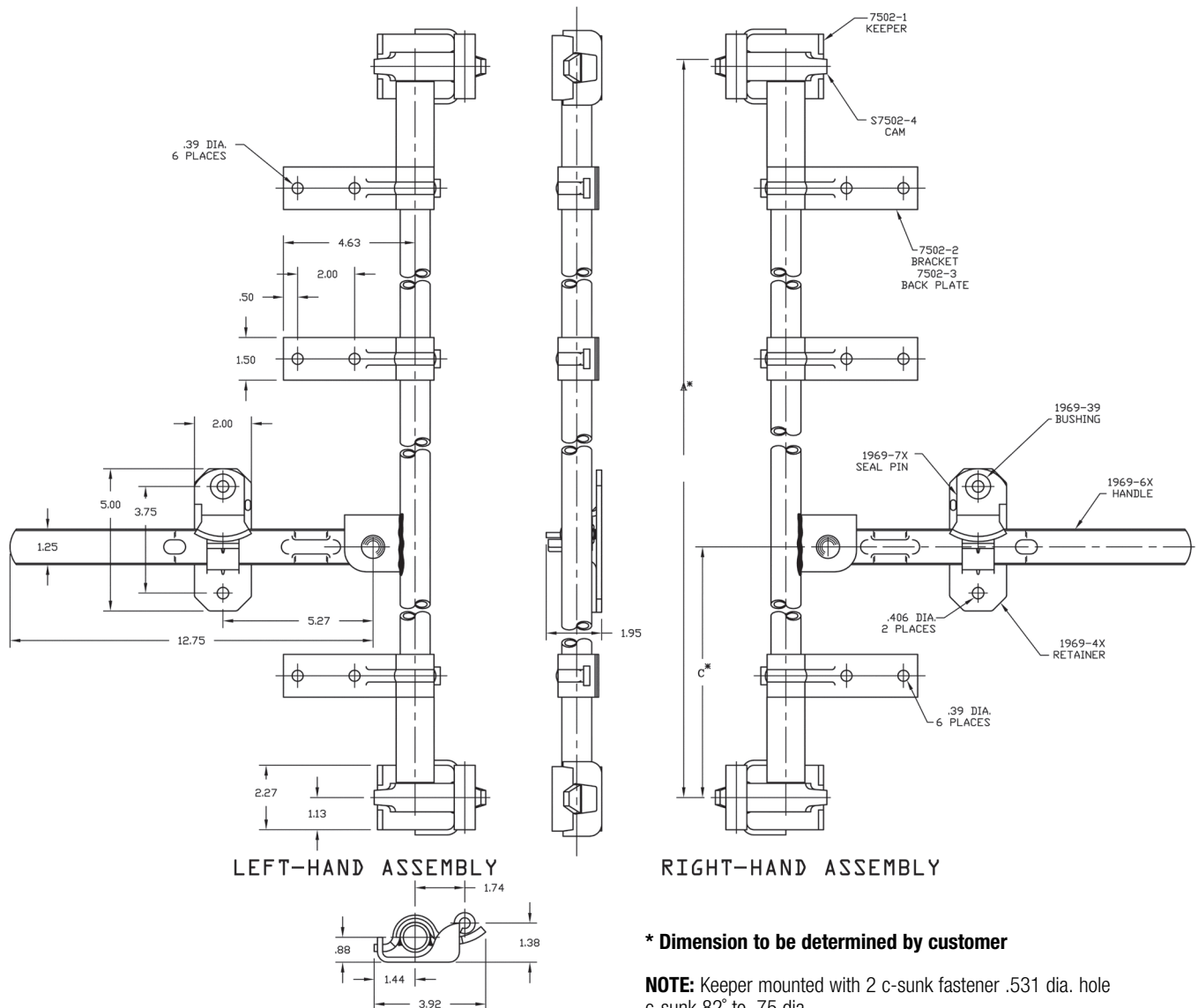
- Anti-rack cams and keepers.
- Saddle-type construction of the cam ensures a secure weld and permits use of any standard 3/4" tube, eliminating grinding and other on-the-job fitting.
- Rack control in every direction.
- Flush-mount construction.
- Frost-breaking action.

Consult factory for available finishes.

When ordering, give dimensions from center of upper cam to center of lower cam ("A" dimension), and from center of handle to center of lower cam ("C" dimension). If ordering with top cam loose, supply overall length ("B" dimension). Lock will be furnished with cams and handle clip welded. Specify left- or right-hand installation.

Tube Dimensions:

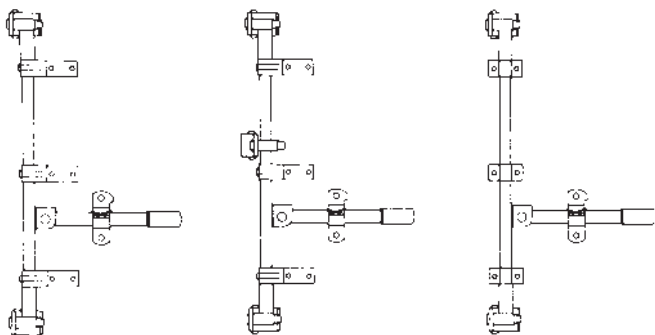
O.D. - 1.050". Wall thickness - .108"



* Dimension to be determined by customer

NOTE: Keeper mounted with 2 c-sunk fastener .531 dia. hole c-sunk 82° to .75 dia.

Part Nos. shown are for kits less tubing. Consult factory for welded models.



No. 7502-P24

Standard 7502-P24: two-point with stamped steel keepers & offset rod guides.

No. 1-7502-P24: 1-1/4" narrow head & sill; two-point with 2-5654-1 keepers & offset rod guides.

No. 2-7502-P24: 1-1/4" head & sill; two-point with 2-5654-1 keepers & offset rod guides. Less sleeves.

Weight: With 102" tube, approx. 17.89 lbs.

No. 7503-P24

Standard 7503-P24: three-point with stamped steel keepers & offset rod guides.

No. 1-7503-P24: 1-1/4" narrow head or sill; three-point with 2-5654-1 top & bottom keepers; & 7503-1 third-point keeper & offset rod guides.

No. 2-7503-P24: 1-7/8" head and sill; three-point with 5654-1 top & bottom keepers; & 7503-1 third-point keepers & offset rod guides.

Weight: With 102" tube, approx. 18 lbs.

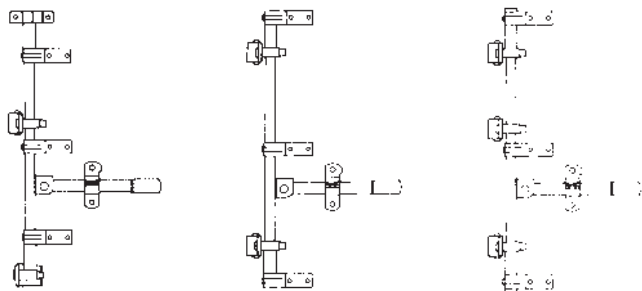
No. 7504-P24

Standard 7504-P24: two-point straight rod guides.

No. 1-7504-P24: 1-1/4" narrow head or sill; two-point with 2-5654-1 keepers & straight rod guides.

No. 2-7504-P24: 1-1/4" head & sill; two-point with 2-5654-1 keepers & straight rod guides. Less sleeves.

Weight: With 102" tube, approx. 18.62 lbs.



No. 7505-P24

1/4" narrow header, three-point with 2-5654-1 top keeper, 7503-1 third-point, & 7502-1 bottom keeper & offset rod guides.

No. 1-7505-P24: 5654-1 bottom keeper.

Weight: With 102" tube, approx. 18.64 lbs.

No. 7506-P24

Side Door; two-point with 7503-1 keepers & offset rod guides.

Weight: With 102" tube, approx. 16.11 lbs.


No. 7507-P24

Side Door; three-point with 7503-1 keepers & offset rod guides.

Weight: With 102" tube, approx. 17 lbs.


No. 7502-1

Stamped steel keeper
2-5/8" high.




No. 2-5654-1

Malleable iron keeper
right- or left-hand.
Left-hand shown.
1-1/4" high.



No. 5654-1

Malleable iron keeper.
1-7/8" high.




No. 7503-1

Third-point, stamped steel keeper.
2-5/8" high.




No. 7502-2/7502-3

Stamped steel offset
rod guides.



No. 5650-6/5650-7

Stamped steel straight
rod guides.



No. S-5654-XP24

Cam-type lock (furnished less pipe).

This cam-type door lock lends itself to varied installations and can be installed on flush to 3/4" offset doors.

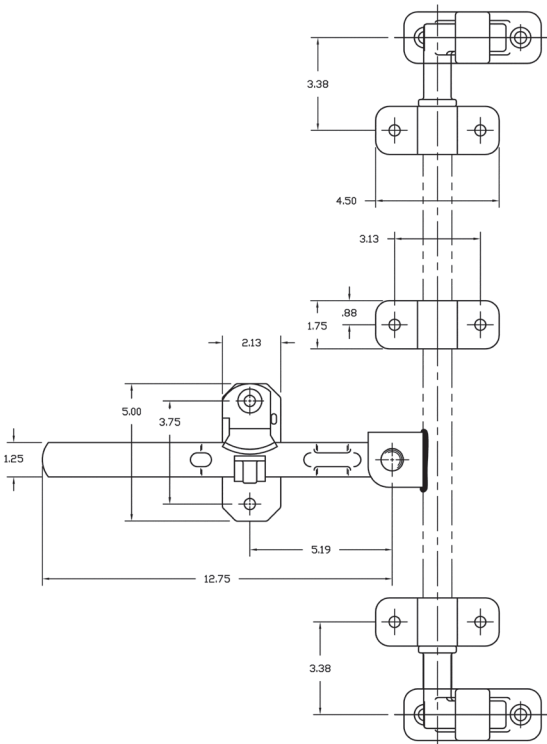
For all van bodies, trucks and trailers. Ideal for side door applications.

Features:

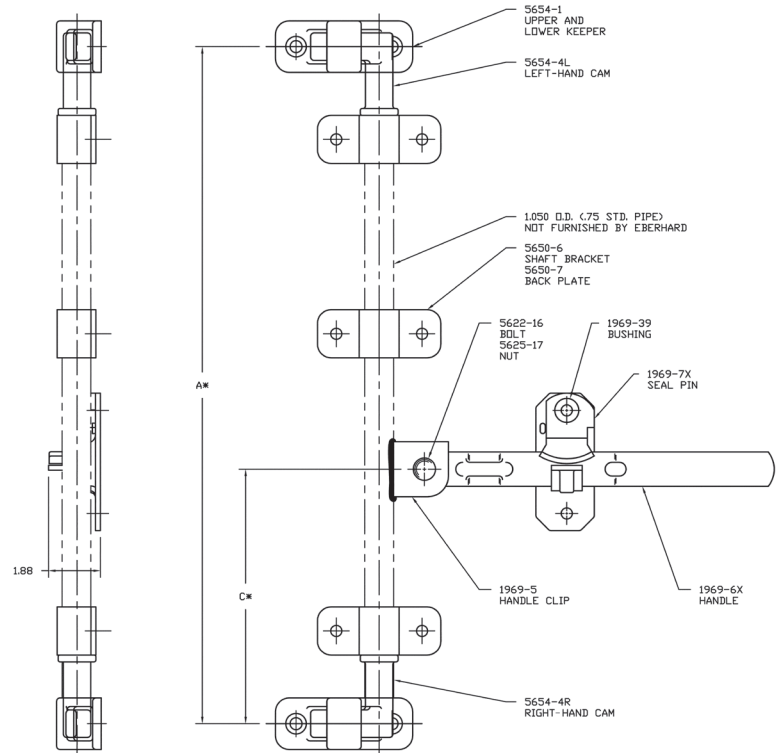
- Can be installed on flush to 3/4" offset doors.
- Frost-breaking cam action.
- Fits all types of truck and trailer doors.
- Designed for 3/4" (1.050") standard pipe.
- Solid-forged cams.
- Weight: 10.5 lbs. less pipe.

Can be furnished with or without pipe. (If pipe is required, request quotation.)

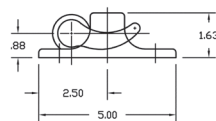
Consult factory for available finishes.



LEFT-HAND ASSEMBLY



RIGHT-HAND ASSEMBLY



* Dimension to be determined by customer

No. 2S-5654-XP24

Cam-type lock.

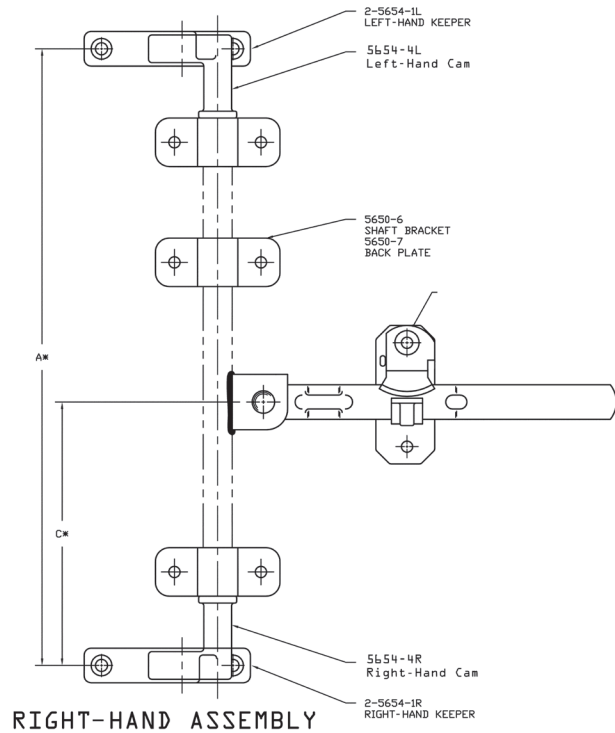
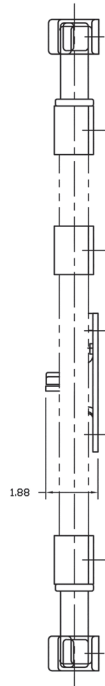
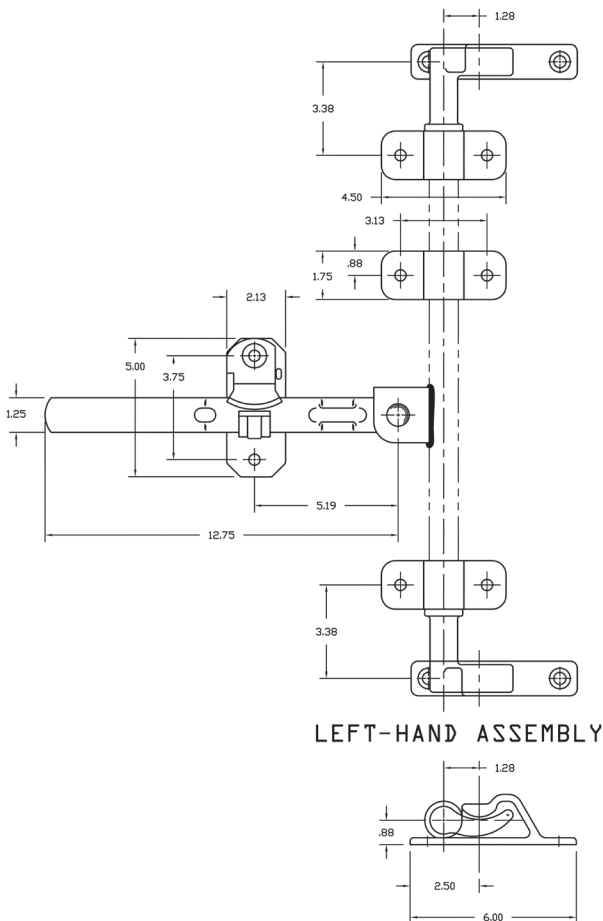
With narrow keepers 1-1/4" wide (furnished less pipe).

This cam-type door lock lends itself to varied installations and can be installed on flush to 3/4" offset doors.

For all van bodies, trucks, and trailers. Ideal for side door applications.

Features:

- Can be installed on flush to 3/4" offset doors.
- Frost-breaking cam action.
- Fits all types of truck and trailer doors.
- Designed for 3/4" (1.050") pipe.
- Solid-forged cams.



*** Dimension to be determined by customer**

No. 30004

Cam lock kit for 1" dia. pipe that includes cams, keepers, over-molded handle assembly with padlock feature, and brackets.

No. 30004-SS

Same as above except stainless steel components.

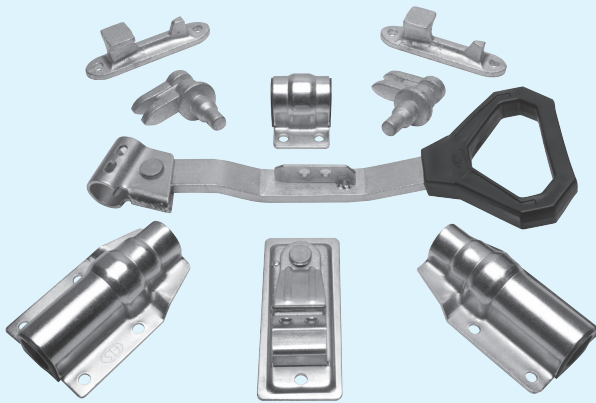
No. 30005

Cam lock kit for .75" dia. pipe that includes cams, keepers, over-molded handle assembly with padlock feature, and brackets.

No. 30005-SS


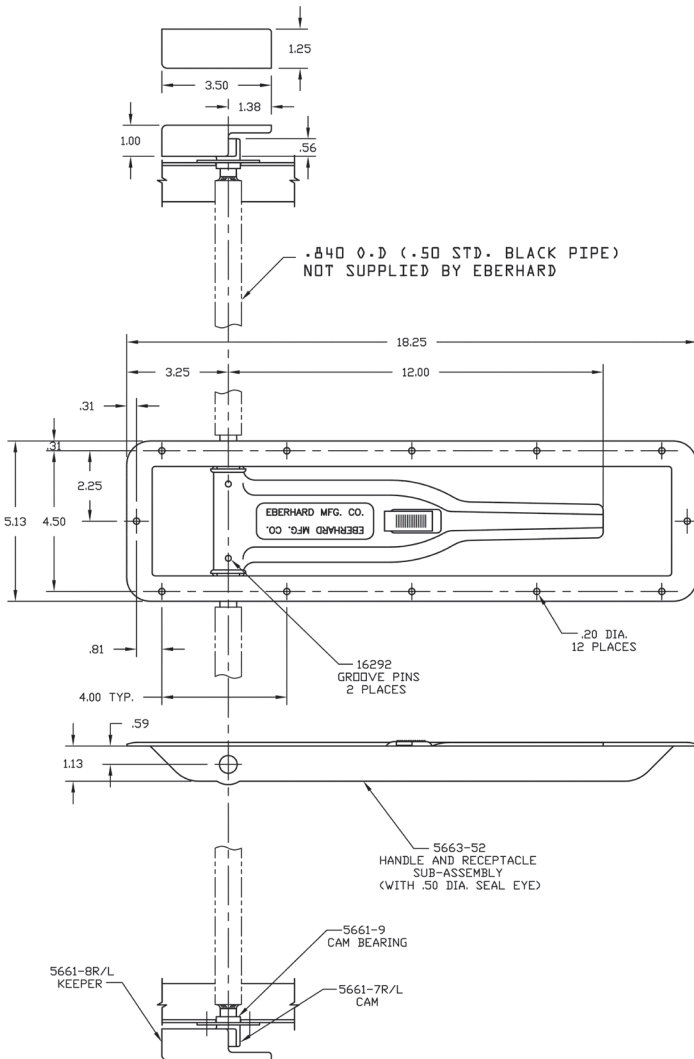
Same as above except stainless steel components.

NOTE: Pipe sold separately.



No. 5663-52

Receptacle only with water seal and flat handle.



Designed for thin-door installations, this cam-type side door lock permits building the vehicle to the greatest legal width for maximum cargo space. A standard water seal system using O-rings and bushings is provided to prevent water leakage at the handle pivot point. Handle has thumb-trigger release with holes for padlock and seal.

Ideally suited for side door application where maintaining legal width is required and where added cube is essential for vans, trucks and trailers.

Consult factory for available finishes.

Features:

- Forged steel cams and keepers.
- Designed for 1/2" standard pipe (not furnished by Eberhard).
- Stamped steel handle and thumb release.
- For thin-door installations—minimum thickness 1-1/8".
- Cam-closing action is smooth and positive.
- Thumb-trigger release contains holes for padlock and seal.
- Furnished with split anchoring shafts for ease of installation.
- Weight: 6.5 lbs. less pipe.

No. 5661-52

Receptacle only without water seal.

No. 5663-P24

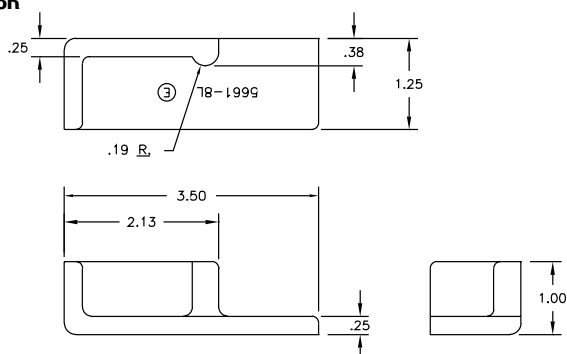
Assembly kit with receptacle, cams, keepers, fastener package. Weight: 5.275 lbs.

No. 5661-P24

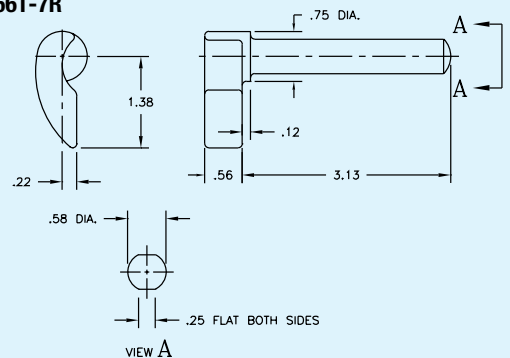
Same as above except less water seal.

No. 5661-8R

Keeper.



No. 5661-7R



No. 5660-E1

Right-hand installation shown.



General Description:

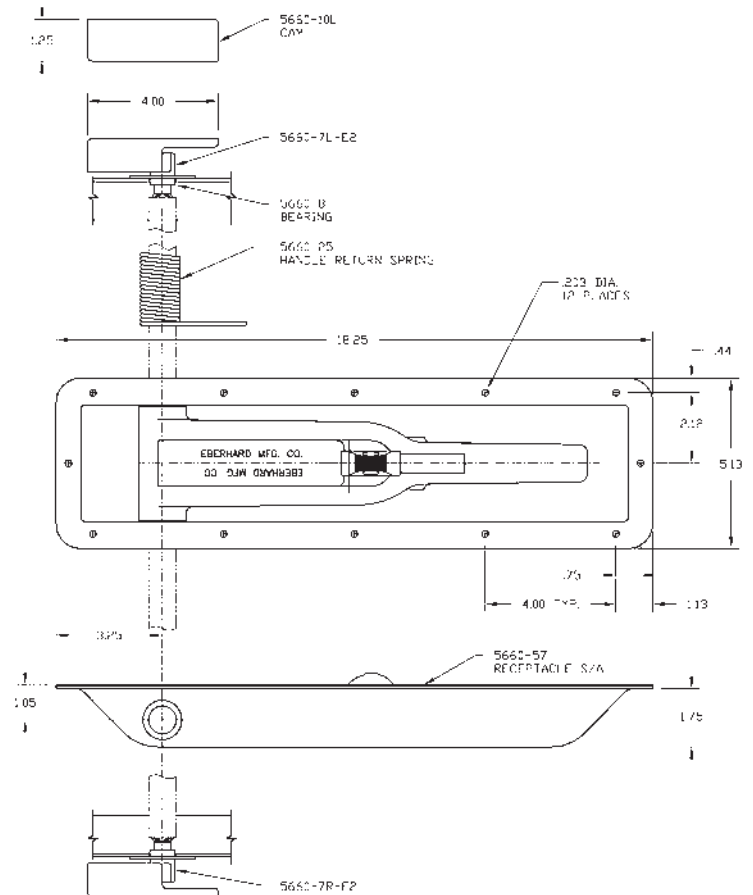
Designed for thin-door installations, this cam-type side door lock permits building the vehicle to the greatest legal width for maximum cargo space. Handle has thumb-trigger release with holes for padlock and seal.

Features:

- Steel-forged cams.
- Designed for 3/4" standard pipe (1.050" O.D.).
- Cast-malleable handle and thumb release.
- Stainless steel thumb release spring.
- 1/2" dia. seal eye in thumb release.
- Steel-stamped recessed pan.
- 5-1/8" width of recessed pan.
- 18-1/4" length of recessed pan.
- 13/64" dia. of mounting holes in recessed pan.
- One handle return spring (No. 5660-25) supplied with each kit.

NOTE: This lock CANNOT be installed in a door with less than 1-1/2" space between door channel sides.

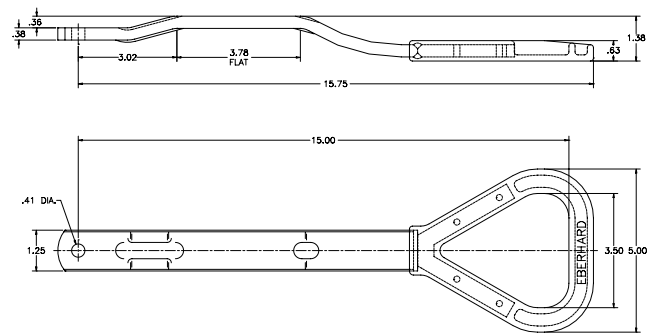
No. 5660-E1



No. 16857-50

Handle with offset and molded extension can be used in place of the standard 1969-6X handle.

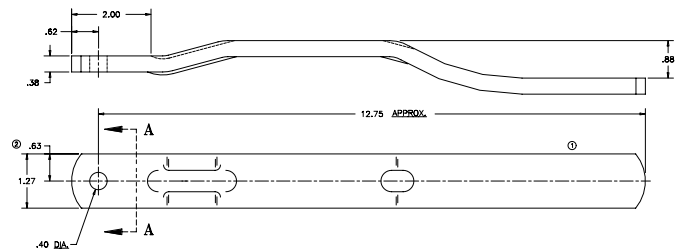
No. 16857-50



No. 1969-6X

Handle with offset. Can be used with No. 7-1969-18X rubber-handle grip.

No. 1969-6X





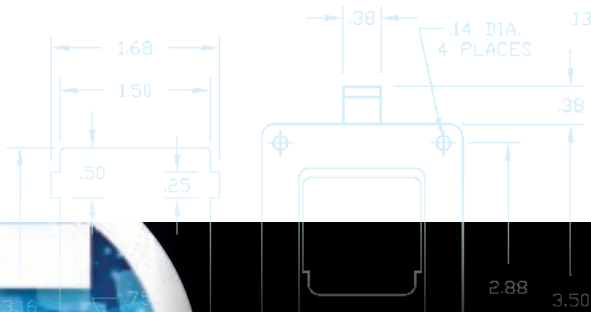
paddle latches

section

24

section


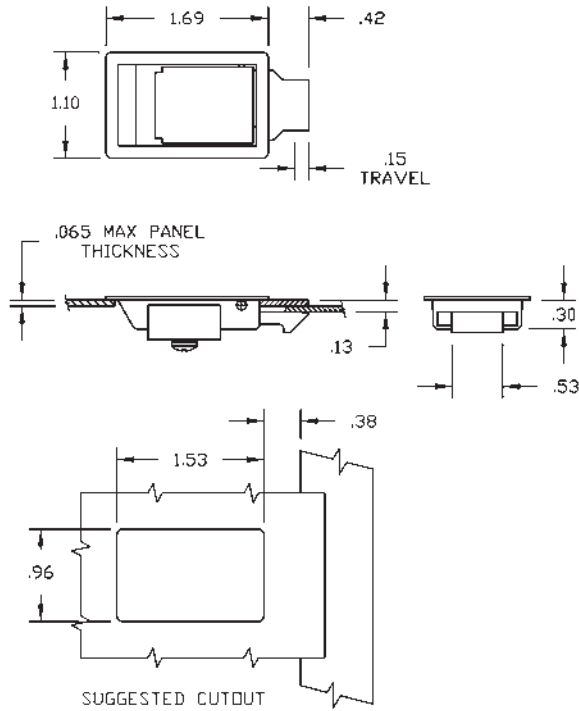
paddle latches **24**



VISION & STYLE

WE'RE CHANGING THE FUTURE

No. 4000



No. 4000 Mini Paddle Latch


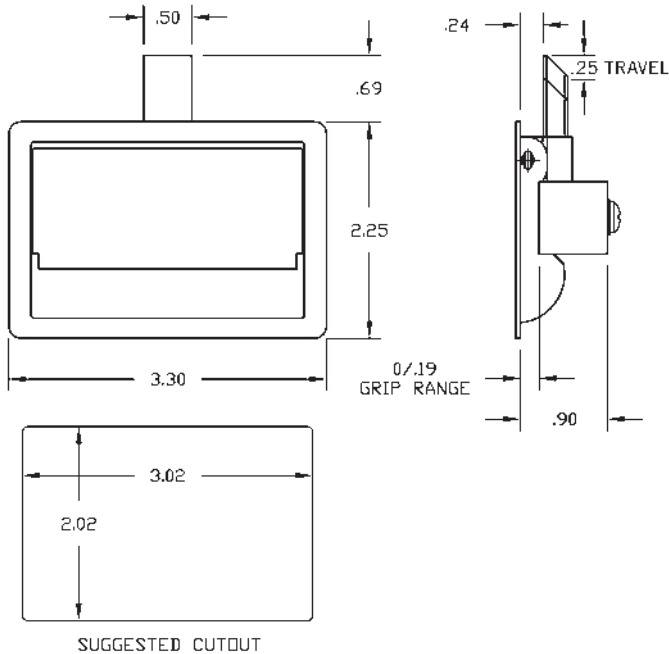
Ideal for small access panels with minimal intrusion into the compartment area. Easy installation with single-screw and blind mount bracket.

Maximum torque 10"/lbs. for mounting.

Available Finishes:

- Stainless steel – satin finish
- Stainless steel – polished finish
- Carbon steel – black powder finish
- Carbon steel – zinc finish

No. 4400




No. 4400-PK Mini Paddle Latch

Ideal for small access panels. Low profile design with generous hand clearance. Easy installation with blind mount bracket.

Available Finishes:

- Stainless steel – satin finish
- Carbon steel – black powder finish



No. 4859 Mini Paddle Latch

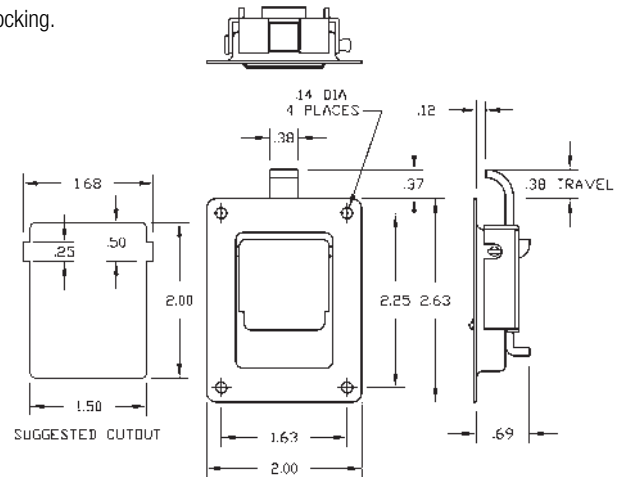
Nonlocking latch designed for small access panels. Installation with mounting screws or rivets.

No. 4859-SS

Same as 4859 except stainless steel.

No. 4859

Non-Key-Locking.



No. 4860 Key-Locking Mini Paddle Latch

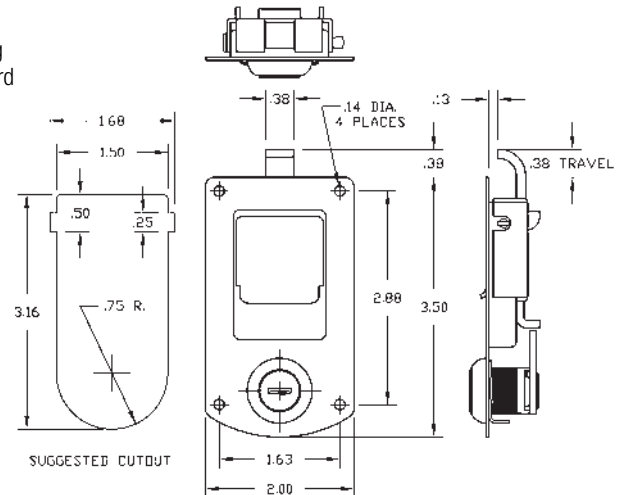
Same as 4859 except equipped with a key-locking cylinder. For use where secure latching and locking is desired (one key furnished).

No. 4860-SS

Same as 4860 except stainless steel.

No. 4860

Key-Locking with standard slide bolt.



Options:

No. 5-4859 nonlocking or **No. 5-4860** key-locking with hook-slide bolt.

No. 5-4859-SS same as 5-4859 except stainless steel.

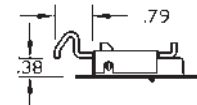
No. 5-4861 same as 5-4860 but nonlocking.

No. 5-4860-SS same as 5-4860 except stainless steel.

No. 6-4859-SS nonlocking dead bolt version.

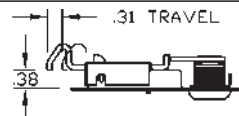
No. 5-4859

Nonlocking.

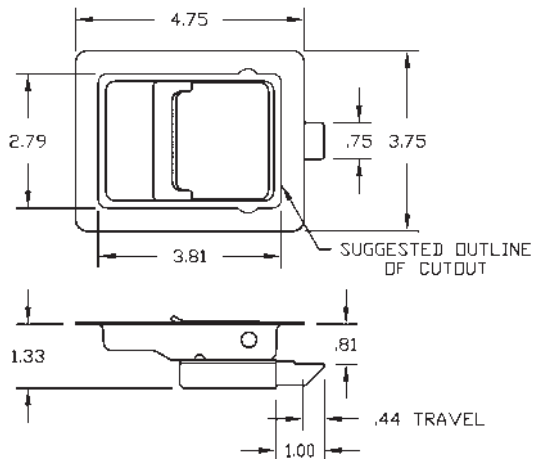


No. 5-4860

Keylocking with hook type slide bolt.



No. 4820
Non-Key-Locking.




No. 4820 Junior Paddle Latch, Stepped Pan Versions

Non-key-locking slam latch for single-point engagement. Easily operated by pulling the handle outward. **4820** is without mounting holes.

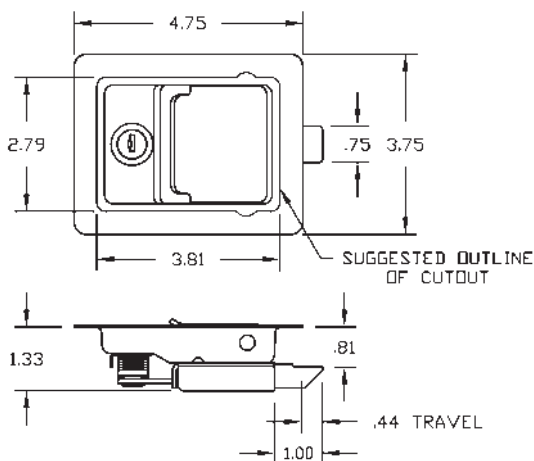
Available Finishes:

Weight: .72 lbs.



Carbon steel plain finish or zinc-plated.

No. 4821
Key-Locking.



No. 4821 Junior Paddle Latch

Key-locking slam latch. Key cylinder is recessed in the receptacle pan. This provides additional protection to the key cylinder. **4821** is without mounting holes.

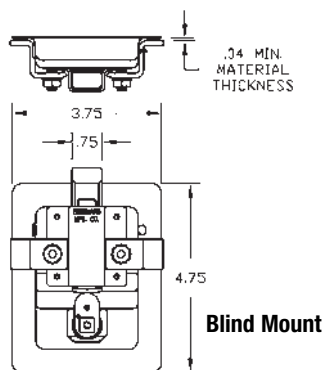
Available Finishes:

Carbon steel plain finish or zinc-plated. Weight: .81 lbs.



No. 10-8000-7

Flange gasket.



No.	Option	Variations
4820	Non-Key-Locking	Without mounting holes.
1-4820	Same	Inside release, without mounting holes.
3-4820	Same	Four 13/64" dia. mounting holes on 3" x 3-5/16" centers.
6-4820	Same	Has long-angle slam bolt.
7-4820-SS	Same	All stainless steel design including long-angle slide bolt, (4) 10-24 stainless mounting studs 3/8" long on 3" x 3-5/16" centers.
11-4820-SSU	Same	Adapted for blind mount – stainless steel.
28-4820	Same as 1-4820	With four 13/64" dia. mounting holes.
31-4820	Same as 11-4820	With long-angle slam bolt.
4821	Key-Locking	Without mounting holes.
1-4821	Same	See 1-4820 above.
3-4821	Same	See 3-4820 above.
6-4821	Same	See 6-4820 above.
11-4821-SSU	Same	See 11-4820 SSU above (see print on left).



No. 2-4890 Shown

No. 4890 Junior Paddle, Flat Pan Versions

A slam-action latch for single-point engagement. Easily operated by pulling paddle handle outward. Easy to install. Simply cut hole close to edge of door and attach by screws, rivets, welding, or blind mounting bracket. Can be used on either right- or left-hand doors.



No. 2-4891 Shown

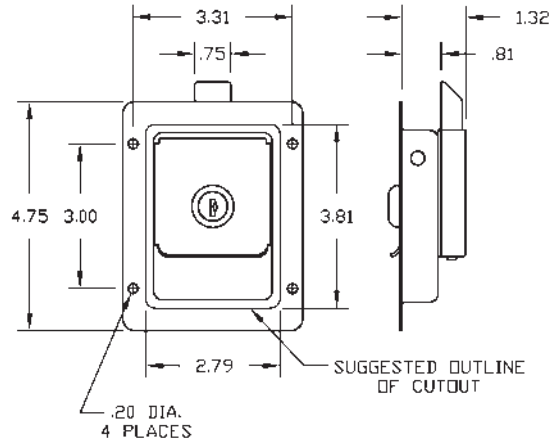
No. 4891 Key-Locking Junior Paddle

Same as the No. 4890 latch shown above, but with a key-locking mechanism. One key furnished.

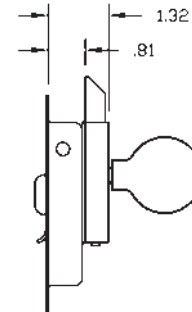
No. 10-8000-7
Flange gasket.

No. 2-4891-SS

Key-locking stainless steel with four 13/64" dia. mounting holes on 3" x 3-5/16" centers.

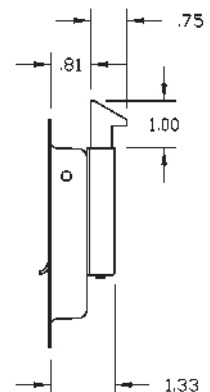


No. 1-4891-X Inside Release
Weight: .88 lbs.



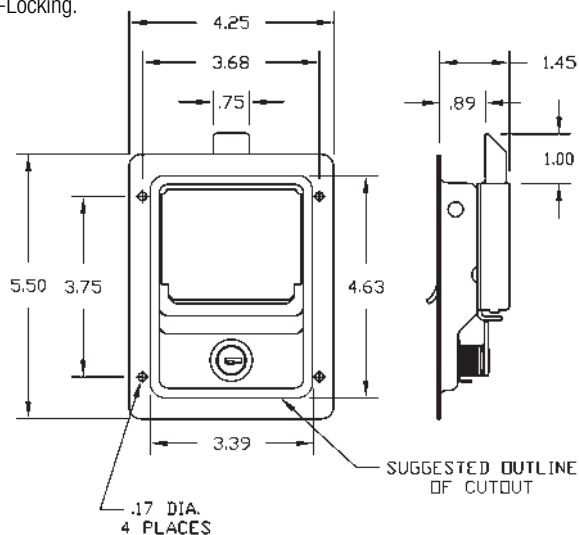
No. 6-4890

Long-angle slam bolt.



No.	Option	Variations
4890	Non-Key-Locking	Options available in carbon or stainless steel.
2-4890	Same	Four 13/64" dia. mounting holes on 3" x 3-5/16" centers.
3-4890-X	Same	With inside release.
6-4890	Same	Has long-angle slide bolt.
4891	Key-Locking	Options available in carbon or stainless steel.
1-4891-X	Same	With inside release.
2-4891	Same	Four 13/64" dia. mounting holes on 3" x 3-5/16" centers.
6-4891	Same	Has long-angle slide bolt.
17-4891-SSX	Stainless Steel	Four 13/64" dia. mounting holes & inside release.


No. 3-4901
Key-Locking.



No. 4901 and No. 4904

(See differences in trigger construction.)

A key-locking slam-action latch for single-point engagement. Easily operated by pulling paddle handle outward. Easy to install. One key furnished.



No. 3-4903 and No. 3-4905

(See differences in trigger construction.)

Same as latches above, except non-key-locking. Has same individual options with same prefix numbers.



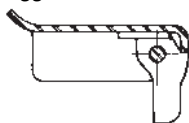
Finish: Zinc-plated, bright polished stainless steel
Other finish options available. Consult factory.

Available Gaskets/Spacer

No. 1-4901-25 Black EDPM gasket .062" thick for square corner receptacle.

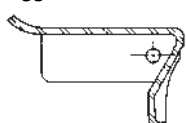
No. 2-4901-25 Black plastic spacer .062" thick for square corner receptacle (for standard hole pattern).

Trigger Construction



No. 4901 and No. 4903
Has welded construction. For heavy duty.


Trigger Construction



No. 4904 and No. 4905
Has integral paddle handle and trigger. For lighter duty.

No.	Option	Variations	Weight
4901 & 4904	Key-Locking	Options available in carbon or stainless steel.	1.16 lbs.
1-4901 & 1-4904	Key-Locking	With inside release.	1.22 lbs.
28-4901 & 4904	Key-Locking	With inside release and mounting holes.	1.22 lbs.
3-4901 & 3-4904	Key-Locking	Four 11/64" mounting holes on 3-11/16" x 3-3/4" centers.	1.16 lbs.
4-4904Z	Key-Locking	Four .17" dia. holes, large radius.	1.16 lbs.
6-4901 & 6-4904	Key-Locking	Long-angle slam bolt.	1.11 lbs.
47-4901	Key-Locking	Long-angle slam bolt with four standard mounting holes.	1.10 lbs.
4903 & 4905	Non-Key-Locking	Options available in carbon or stainless steel.	1.06 lbs.
1-4903 & 1-4905	Non-Key-Locking	With inside release.	1.15 lbs.
3-4903 & 3-4905	Non-Key-Locking	Four 11/64" mounting holes on 3-11/16" x 3-3/4" centers.	1.06 lbs.
4-4903-SS	Non-Locking	Four .22" dia. mounting holes, stainless steel.	1.06 lbs.
6-4903 & 6-4905	Non-Key-Locking	Long-angle slam bolt.	1.04 lbs.
47-4905	Non-Key-Locking	Long-angle slide bolt with four standard mounting holes.	1.03 lbs.
60-4903-SS	Nonlocking	Special nylon slide bolt bright polished stainless steel with light 8 lb. spring and four mounting studs 10-24 thread x 1-1/8" long.	.91 lbs.

No. 3-4906 Shown



No. 4906
Key-Locking.

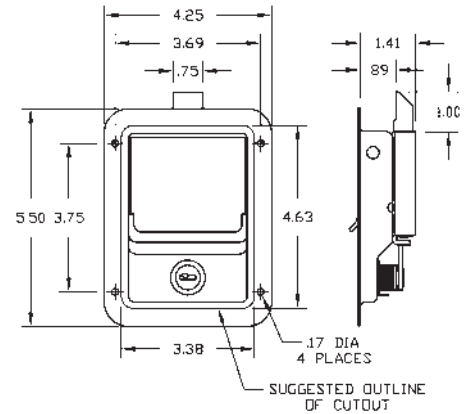
No. 4907
Non-Key-Locking.

- Our mid-size key-locking recessed paddle handle latch.
- Slide bolt is a one-piece solid powdered metal component, designed to withstand excessive slamming environments.
- Latch can be slammed closed with the key cylinder in the locked position.
- Available with 4 mounting holes. Ask for **No. 3-4906** and **No. 3-4907**. Other mounting hole patterns and sizes. Consult factory.
- Available in noncorrosive stainless steel type 304.
- Available with long-angle solid powdered metal bolt with a 30° bolt angle. This design allows for easier slam. The additional strike area allows for greater tolerance acceptance at the strike surface, up to an additional 5/16".
- Both series are available with personalized logos. Consult factory for details.

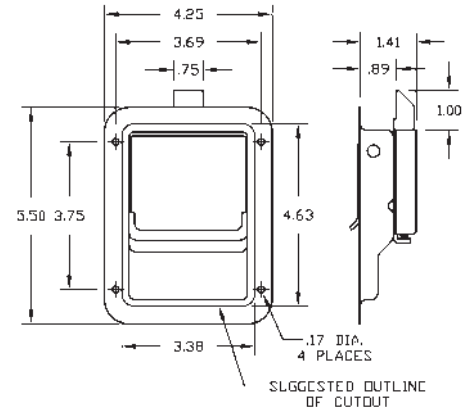
No. 4906-25 Flexible nitrile black Buna gasket.

No. 4901-25 Black plastic spacer .109" thick for 5/8" radius corners.

No. 3-4906

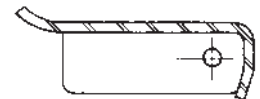


No. 3-4907



No.	Option	Variations
4906	Key-Locking	Available in carbon steel or stainless steel.
1-4906	Same	With inside release.
3-4906	Same	Four standard mounting holes (11/64" dia. on 3-3/4" x 3-11/16" centers).
6-4906	Same	With long-angle slide bolt.
37-4906	Same	With inside release and long-angle slide bolt.
47-4906	Same	With 4 standard mounting holes and long-angle slide bolt.
69-4906	Same	With 4 standard mounting holes, long-angle slide bolt, and inside release.
99-4906	Same	With 4 standard mounting holes, standard slide bolt, and inside release.
4907	Non-Locking	Available in carbon steel or stainless steel.
1-4907	Same	(See 1-4906 above.)
3-4907	Same	(See 3-4906 above.)
6-4907	Same	(See 6-4906 above.)
47-4907	Same	(See 47-4906 above.)

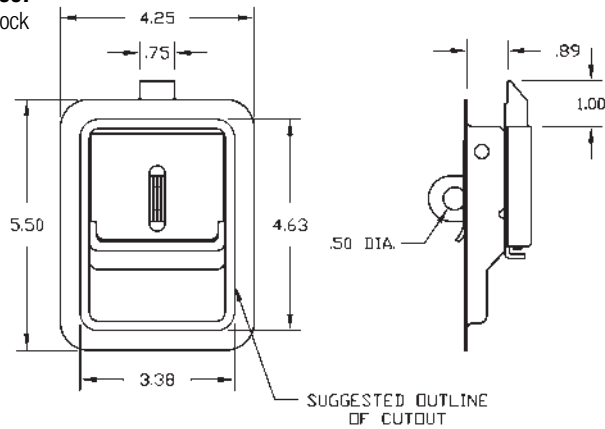
Trigger Construction



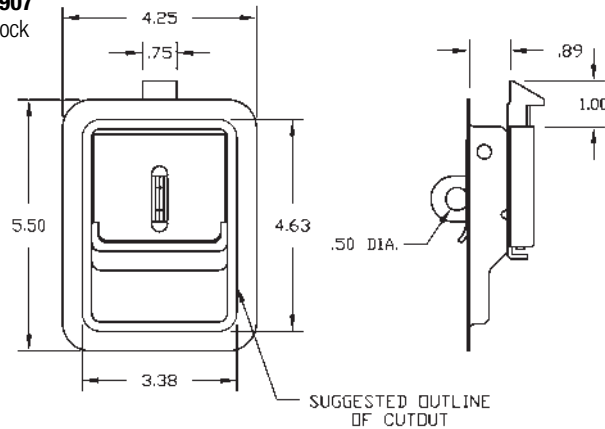
No. 4906 and No. 4907
Handle triggers an attachment to the solid powdered metal slide bolt.

Finish: Zinc-plated, bright polished stainless steel

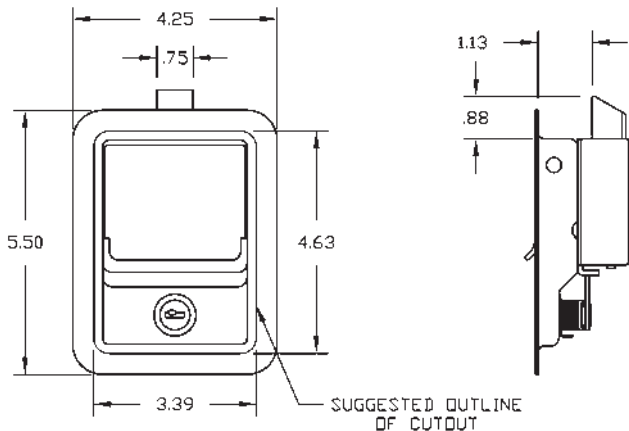
No. 89-4907
With Padlock
Eye.



No. 88-4907
With Padlock
Eye.



No. 70-4906
Key Locking.



**Padlockable Paddle
Handles**

No. 89-4907
Standard
slide bolt.

No. 88-4907
Long-angle
slide bolt.




Mid-size recessed paddle latch featuring a padlock loop. When the padlock feature is used, the paddle cannot be lifted, thus preventing unwanted access to the compartment. Latch can be slammed closed with the padlock in the secured position. Long-angle bolt design allows for additional strike area.

Weight: 1.16 lbs.

No.	Option	Variations
89-4907	Padlockable	Available in carbon steel or stainless steel.
88-4907	Same	With long-angle slide bolt.
85-4907	Same	Standard slide bolt and 4-11/64" dia. mounting holes on 3-3/4" x 3-11/16" centers.
84-4907	Same	Long-angle slide bolt and 4 standard mounting holes.

No. 70-4906
Key-Locking

No. 70-4907
Non-Key-Locking



Same as standard **No. 4906** and **No. 4907** except available with 1-1/8" bolt offset.

- Mounting holes optional
- Available in carbon, galvaneal, or stainless steel

No. 3-5900-P

Padlockable reverse paddle lock. Has spring-loaded paddle handle to eliminate unwanted rattle when subjected to vibration. Light 2.8 lb. spring for ease in actuation. Unlike conventional paddle locks, which have the bolt adjacent to the paddle, the reverse position of the slam bolt opposite the paddle allows installation on vertically acting lids, covers, and panels, so that the underside of the paddle is protected against accumulation of snow, ice, and unwanted debris.

Four 13/64" dia. mounting holes are standard.

Finish: Zinc, black, bright polished stainless steel

Weight: 1.18 lbs.

No. 6-5900-P

No holes. No padlock.

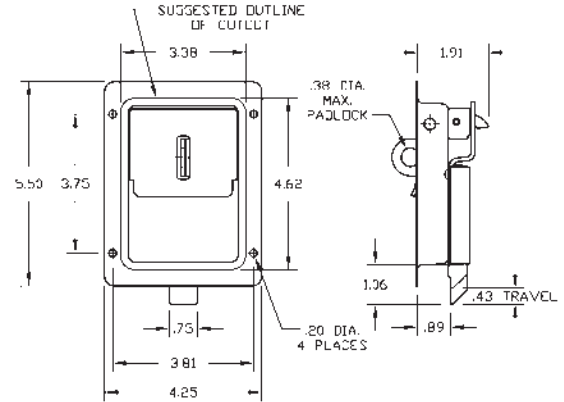
Available: Gaskets/Spacers

No. 1-4901-25 Black EDPM gasket .062" thickness.

No. 2-4901-25 Black plastic spacer .062" thickness.

request quote

No. 3-5900-P



No. 3-5902-P

Same as No. 3-5900-P except has wire for handle for ease in grabbing.

The position of the paddle allows easier, more natural actuation by lifting upward as the vertically acting door is unlatched.

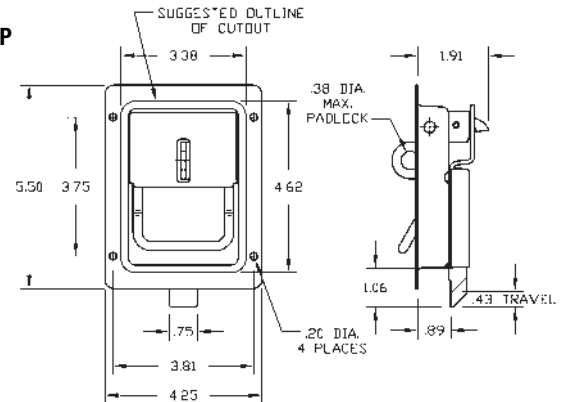
Four 13/64" dia. mounting holes are standard.

Finish: Zinc, bright polished stainless steel

Weight: 1.18 lbs.

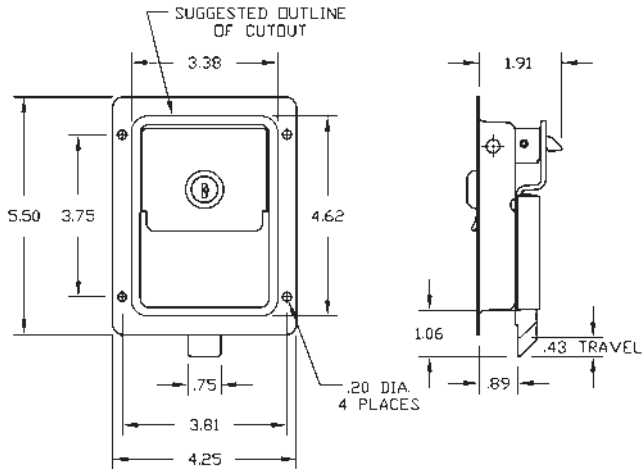
No. 4-5902-P Same as 3-5902P except with offset bolt.

No. 3-5902-P

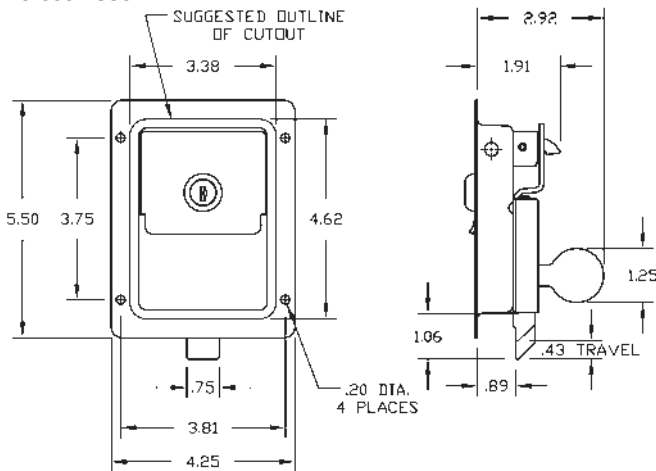


request quote

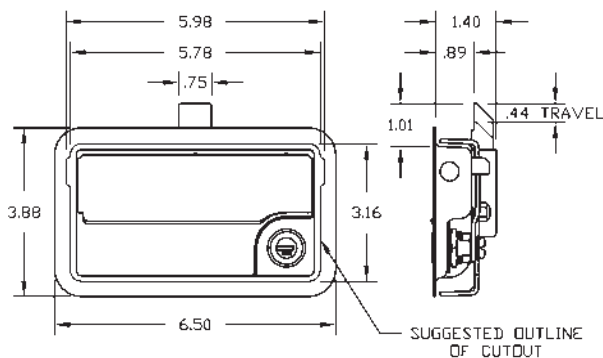
No. 3-5901



No. 18-5901-SSU



No. 9700-U
Key-Locking.



No. 5900



Reverse Slam Bolt Paddles allow installation on vertically acting lids, covers, and panels, so that the underside of the paddle is protected from the accumulation of snow, ice, and unwanted debris.

Finish: Carbon steel – Zinc-plated or bright polish stainless steel.

No.	Option
3-5900	Non-Key-Locking – 4 Mounting Holes .203" diameter
3-5901	Key-Locking – 4 Mounting Holes .203" diameter
18-5901-SSU	Key-Locking – 4 Mounting Holes .203" diameter – Inside Release Knob



No. 9700-U Patent Pending Automotive style of slam latch with an aesthetically pleasing finish and the added security of blind mount. Receptacle is carbon steel, zinc-plated, then black powder coated. The paddle is 300 Series stainless steel, brushed finish. Available in nonlocking version (**No. 9701-U**). Optional gaskets available made of black plastic polypropylene. Double-bitted key cylinder standard.

Optional Gaskets Available:

- No. 1-9600-15BH** Inside gasket – horizontally mounted paddle.
- No. 1-9600-15BV** Inside gasket – vertically mounted paddle.
- No. 1-9600-15AH** Outside gasket – horizontally mounted paddle.
- No. 1-9600-15AV** Outside gasket – vertically mounted paddle.

No. 3-4960



No. 4960

A heavy-duty slam-action latch for single-point engagement. The largest in the Eberhard family of slam-action latches, this model is especially designed with more generous space under the paddle handle. Under adverse weather conditions, a gloved hand can easily lift the paddle handle to open the latch. The paddle handle and trigger are welded construction for heavy-duty use.

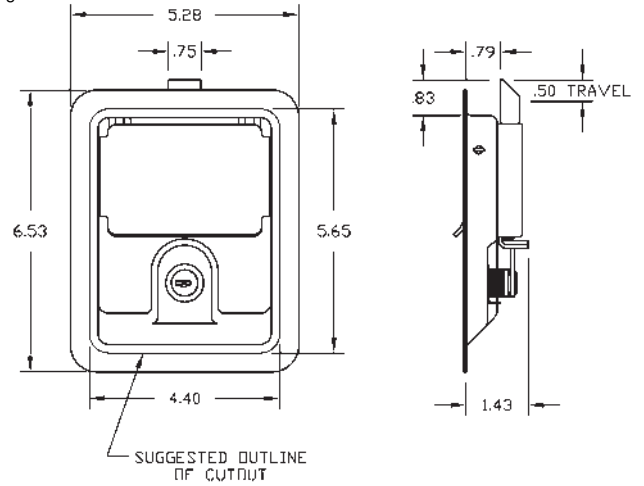
No. 4961

Same as **No. 4960** except non-key-locking.

Finish: Zinc-plated, bright polished stainless steel

No. 4960

Key-Locking.

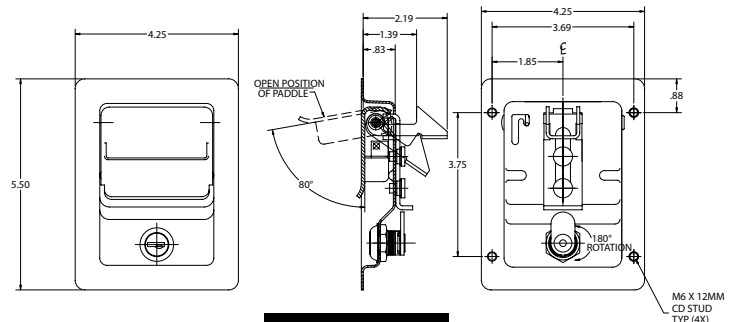


No. 4909-U

The 4909-U is a steel paddle and receptacle finished with a black powder coat. This slam paddle is designed for compartment doors. The product is key-locking (CH-501-CH510). Paddle is blind mount incorporating (4) M6 x 12MM mounting studs, and includes a black plastic flange trim gasket shipped loose.

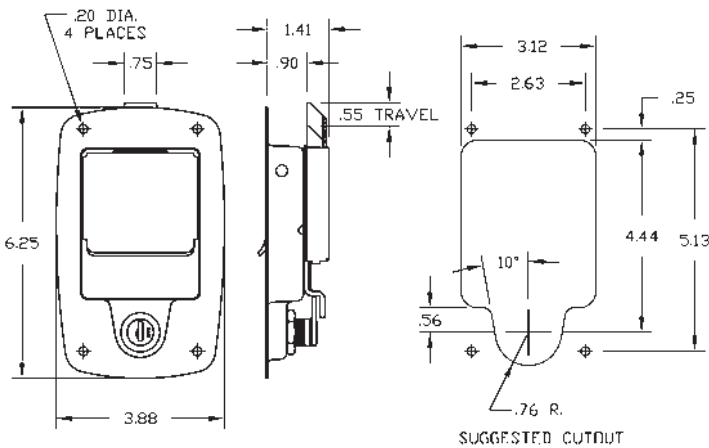
No. 4909-U

Key-Locking.



request quote

No. 3C-3601-SS



No. 3C-3601-SS

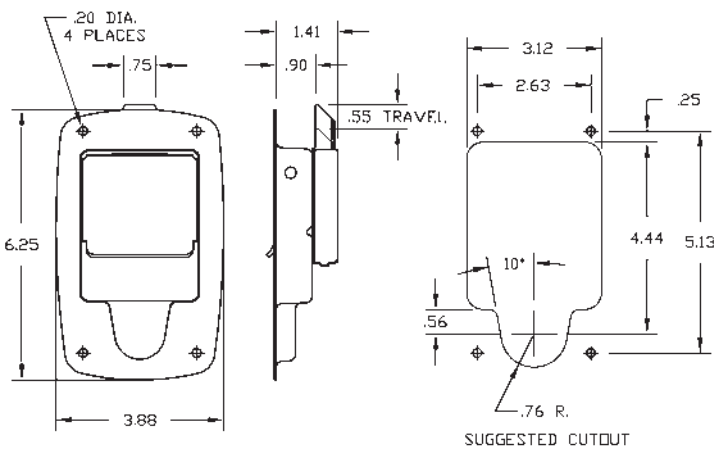
Patented

Stylized key-locking paddle latch for single-point engagement. Latch is furnished with a double-bitted key cylinder as a standard feature.

Finish: Carbon steel or stainless steel

No.	Option
3C-3601	Key-locking, mounting holes .203" dia., 5.13" x 2.63" centers. Carbon steel.
4C-3601	Key-locking, blind mount studs .50" long, 1/4-20 thread, 5.13" x 2.63" centers. Carbon steel.

No. 3C-3603-SS



No. 3C-3603-SS

Patented

Stylized non-key-locking paddle latch for single-point engagement.

Finish: Carbon steel or stainless steel




No.	Option
3C-3603	Non-key-locking, mounting holes .203" dia., 5.13" x 2.63" centers. Carbon steel.
4C-3603	Non-key-locking, blind mount studs .50" long, 1/4-20 thread, 5.13" x 2.63" centers. Carbon steel.

Optional Gaskets:

- No. 3601-25** 60/75 Durometer .063 thick.
- No. 1-3601-25** Closed Cell Sponge .188 thick.

No. 3-4201

Patented



Designed for use on pickup truck toolboxes and access doors. Features include a full three-finger release, recessed key cylinder to reduce possible damage, and splash guard, which limits water penetration (standard on all models). Available with a polished stainless steel paddle and receptacle, black powder coated carbon steel receptacle, or carbon steel – zinc finish.

No. 3-4200

Nonlocking version

Rod Adapters:

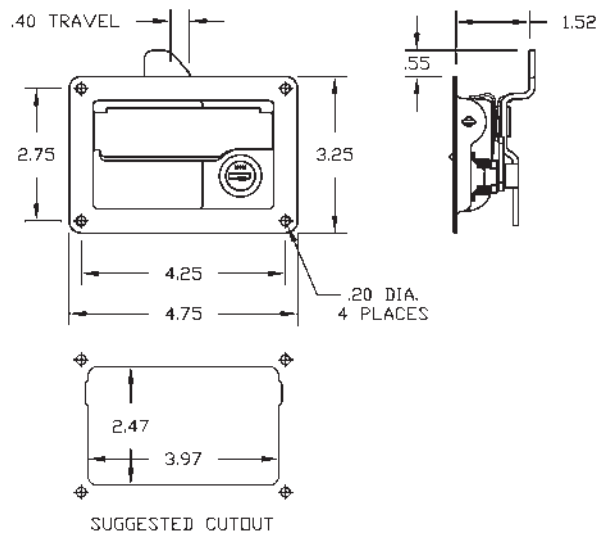
No. 16619-25PK 1/4" Rods

No. 16619-31PK 5/16" Rods

Gaskets Available:

No. 4201-9A see page 302

No. 3-4201



No. 3-4211

Patented



Optional versions:

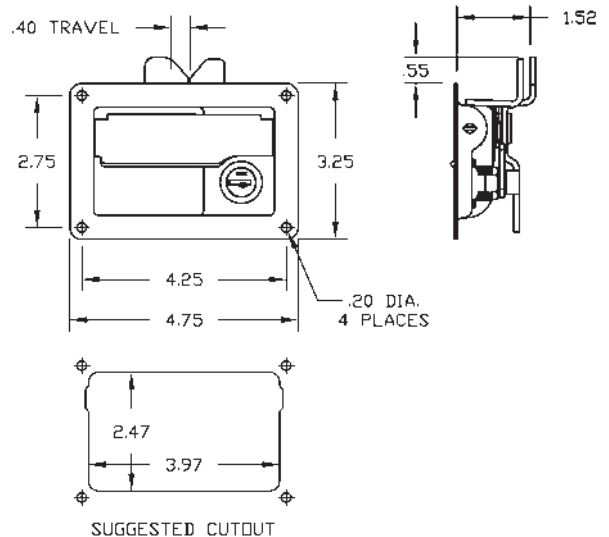
No. 3-4210 Non-key-locking, with striker guide.

No. 3-4211 Key-locking with striker guide.

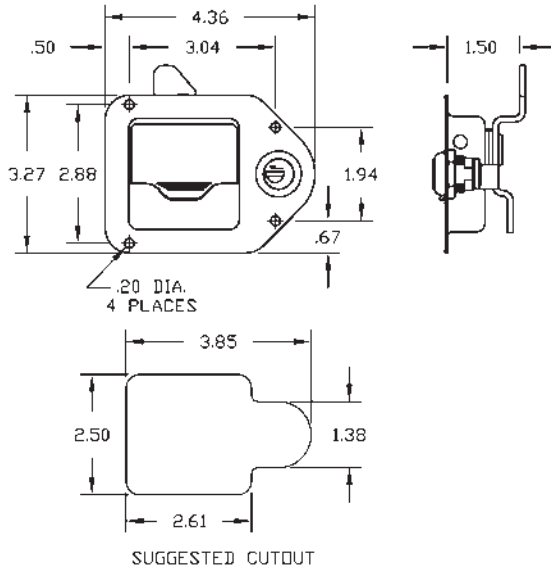
No. 3-4220 Non-key-locking, .50" longer striker guide and hook, dual independent springs to control closing force.

No. 3-4221 Key-locking, .50" longer striker guide and hook, dual independent springs to control closing force.


No. 3-4211



No. 3-471-SS




No. 3-471-SS

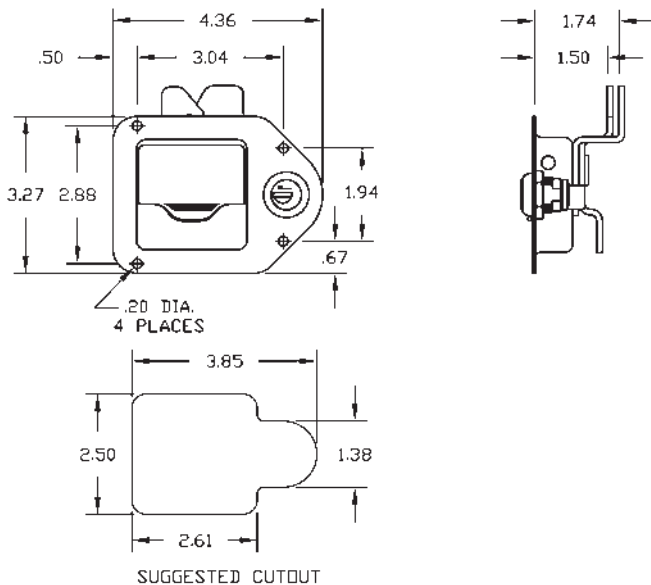


Designed to be used with truck toolboxes or storage containers. Also available in nonlocking **No. 3-472-SS**. Standard features are four mounting holes, stainless steel paddle and receptacle. All other parts are carbon steel, zinc-plated. Unit weights: **3-471-SS** (.59 lbs.); **3-472-SS** (.5 lbs.).


No. 471-55X Rod Adapter



No. 18-471-SS




No. 18-471-SS



Same as **3-471-SS** except includes guide plate to help align the striker to the latch. Also available in **No. 18-472-SS** non-locking. Unit weight: .67 lbs.

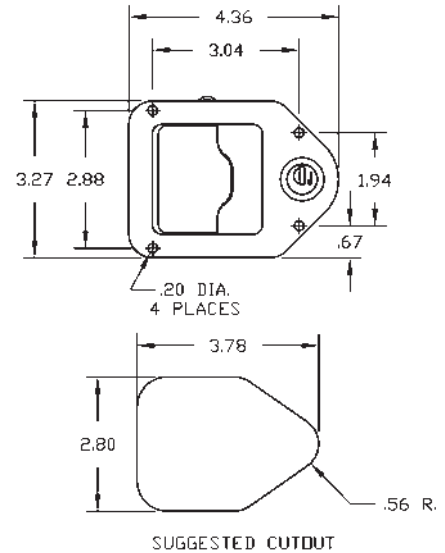
No. 3W-461-SS

Patented




Ideal for toolbox lids or compartment doors. Features a three-stage notched plunger designed for varying depths of engagement, stainless steel paddle and receptacle, zinc die cast plunger, stainless steel springs, and black polyube plated carbon steel components on plunger mechanism and bracket. Available in nonlocking (**No. 3W-462-SSL**). Unit weights: Locking .82 lbs., nonlocking .74 lbs. To be used in conjunction with **No. 4618**. Rod adapter available **No. 471-55XN**.

No. 3W-461-SS



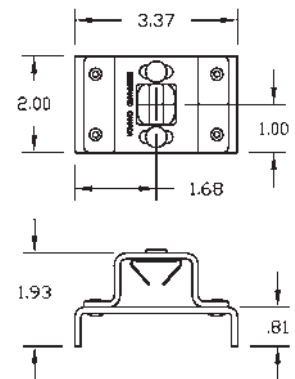
No. 4618

Patented



To be used in conjunction with 461 or 462 Series. Striker bracket made of black polyube plated carbon steel bracket, zinc-plated spring clip, and aluminum channel for easy welding (optional sizes available). Features up to 3/8" horizontal adjustment. Can also be used with Eberhard push button Series **No. 862-R/872-R**.


No. 4618



No. 4618-50

Same as **4618** except without aluminum base.





No. 249-SS
Non-Key-Locking
stainless steel.

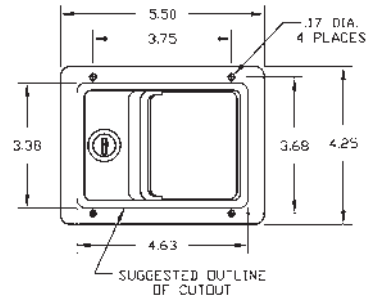
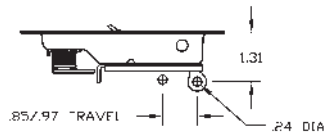
No. 250
Key-Locking.

No. 249Z
Rounded corners.

No. 250Z
Rounded corners.

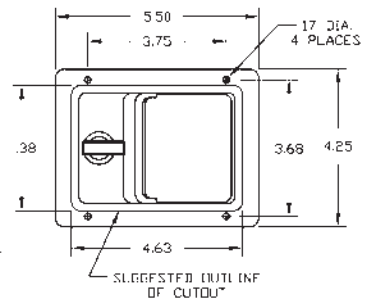
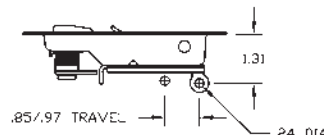


No. 250
Key-Locking®.



No. 4-250-R&L
Knob-Locking cam has three 15/64" dia. holes for remote rod or cable attachments.

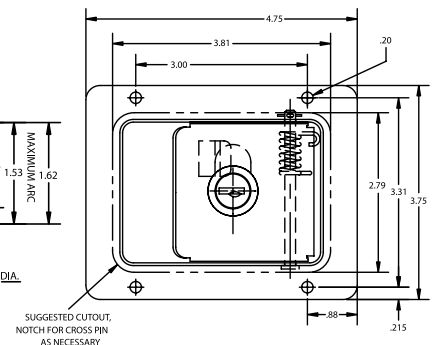
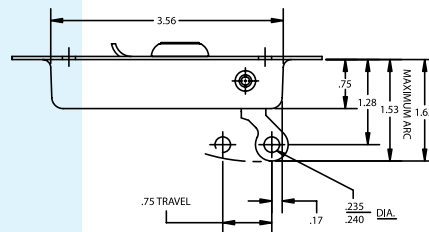
No. 4-250-L
Knob-Locking®.



No. 3-150-SS
Key-Locking.

No. 3-149-SS
Nonlocking.

No. 3-150-SS



No.	Option
249	Non-key-locking, four mounting holes (.17 dia.).
249-SS	Same as 249 except stainless steel.
9-249-SS	Same as 249-SS except dual lever arms, four mounting studs.
8-249-SS	Same as 249 except four mounting holes (.22 dia.).
250	Key-locking, four mounting holes (.17 dia.).
250-SS	Same as 250 except stainless steel.
4-250-SSR&L	Same as 250-SS except knob-locking.
4-250-R&L	Same as 250 except knob-locking.
2-4901-25	Spacer available.

These paddle handles are designed to activate remote latching points. Available in carbon or stainless steel.

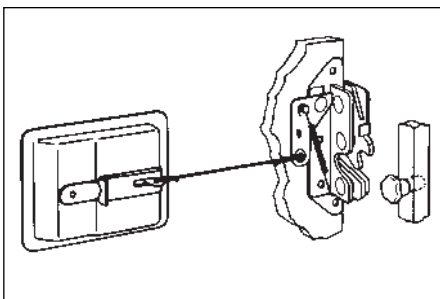
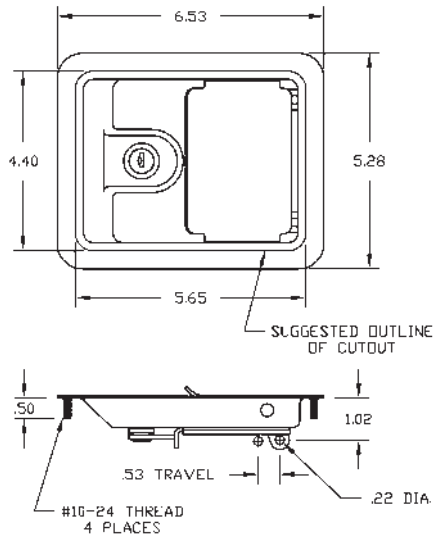
Finish: Zinc-plated, bright polished stainless steel

No.2-4901-25
Flange gasket.

Material: Black plastic polypropylene.

Other versions available. Consult factory.

No. 4-4960-SS
Key-Locking.



No. 4-4960-SS
Bright polished stainless steel, Key-Locking.

No. 4-4961-SS
Bright polished stainless steel, Non-Key-Locking.


- Designed for triggering remote latching points. Large, sturdy finger on the back is designed to accept cable or, with modification, a rod.
- When the handle is fully raised, it provides about 7/16" of travel.
- The generously wide handle will accommodate even a gloved hand.
- Paddle has a self-contained torsion return spring. This feature brings the paddle back to flush upon release. It also minimizes rattling in applications where vibration is present.
- Available in key-locking and non-key-locking versions.
- Mounting studs are optional.

Finish: Bright Polished Stainless Steel is standard. Other finishes available as request quote.

No.	Option	Variations	Weight
4-4960-SS	Key-Locking Stainless Steel	Has eye bolt for cable actuating. Four 10-24 thread x 1/2" long mounting studs on 3-1/2" x 6-1/32" centers.	1.25 lbs.
4-4961-SS	Nonlocking Stainless Steel	Same as 4-4960-SS.	1.16 lbs.
5-4960-SS	Key-Locking Stainless Steel	Same as 4-4960-SS except has four 9/32" dia. mounting holes on 3-1/2" x 6-1/32" centers.	1.0 lbs.
5-4961-SS	Nonlocking Stainless Steel	Same as 5-4960-SS.	.89 lb.

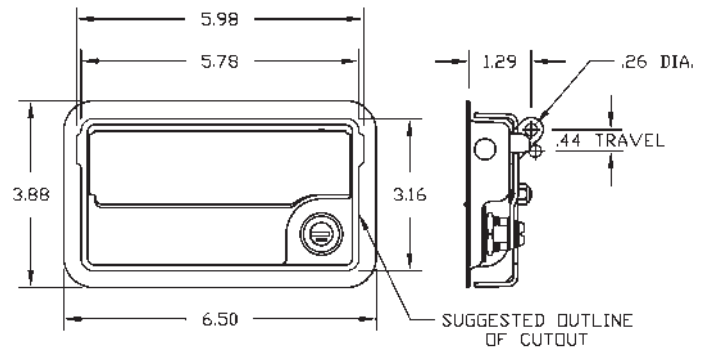
No. 9750-U

Automotive style paddle latch designed for triggering remote latching point with rods or cable. Receptacle is carbon steel, zinc-plated, then black powder tip coated. The paddle is 300 Series stainless steel with a brushed finish. Available in nonlocking (**No. 9751-U**). Gaskets also available made of black plastic polypropylene (see **No. 1-9600-15AH**). Other options available.



No. 9750-U


Patented



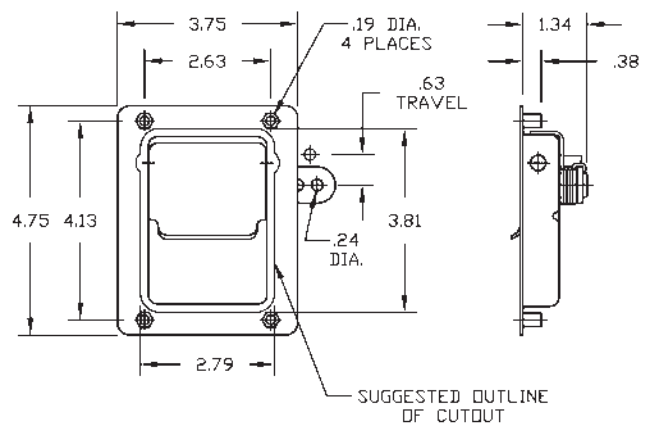
No. 4830-R&L

Paddle handle assembly with extended lever arm for use in remote latching systems. Standard features include nonlocking, four mounting holes, and black powder wrinkle coat finish.

Other versions available. Consult factory.



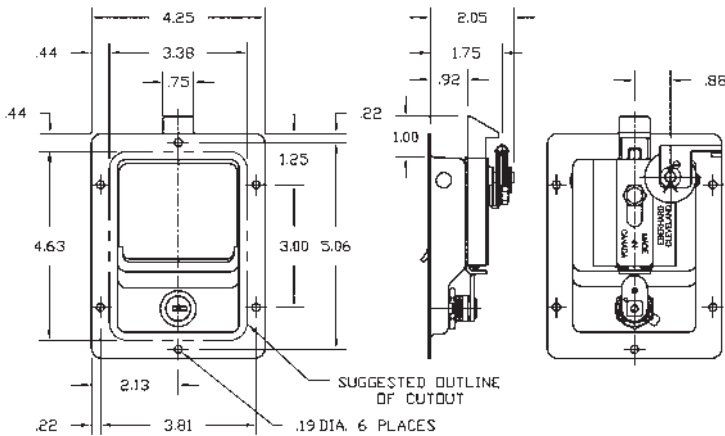
No. 4830-L



No. 6-4968-51

Two-point latch with long-angle bolt, six mounting holes, key-locking.

request quote




No. 4968-P9

3-point cable control slam-action system. Key-Locking.

No. 4969-P9

Non-Key-Locking.



The Eberhard Paddle Lock Cable Control System allows you to design almost any configuration of closure and still have a lock that can be easily adapted to it. You are no longer bound by the limitations of rod-type locks...no stocking of different rod lengths, no cutting or fitting, no complex or expensive linkage.

The Eberhard 4968 Series Paddle Lock Cable Control System gives you multipoint latching capability (one at the lock and two remote) in any combination that suits your needs.

The use of nylon-coated, galvanized steel control cable of a single diameter means no inventory problems, as with rod. And installation time is far shorter. Besides, cable is more easily aligned and the tension is easily adjusted with ordinary tools. That means lower maintenance costs.

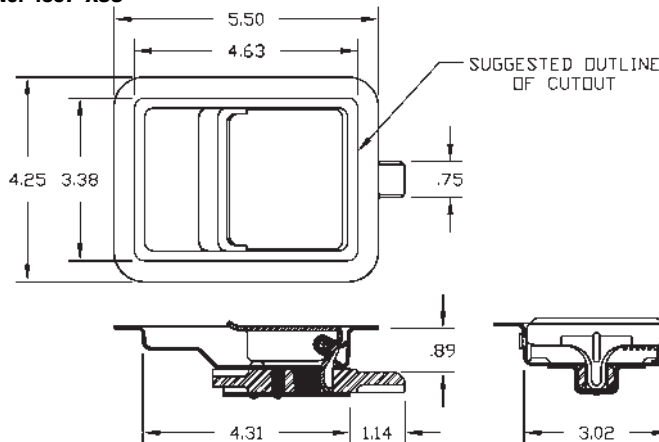
The Eberhard Paddle Lock Cable Control System is intended for use on all types of merchandise delivery vehicles, farm equipment enclosures, mass transportation compartments, engine shrouds, stationary equipment, utility trucks, recreational vehicles, and machine tool cabinets.

Each Paddle Lock is furnished with 6 feet of cable.

No. 4968-SSP9 and No. 4969-SSP9

Same as base number except made of 300 Series noncorrosive stainless steel.

No. 4897-XSS



No. 4897-XSS

Non-Key-Locking with mounting holes.

Weight: 1.5 lbs.


request quote

Recommended for heavily gasketed doors where single-point engagement is all the application will allow. Pressing down fully on the paddle handle completely engages the dead bolt to its maximum length, bringing the door frame as tight as possible against the gasket. Patented spring-loaded detent permits the dead bolt and paddle handle to remain open until depressed.

No. 9600-PK Paddle Rotary Latch

Patented

Automotive styling combined with the strength and performance of our patented Rotary Latch. Ease of mounting is accomplished with blind mount bracket. Bracket is attached with included nuts for lower installation cost.



Material:

Receptacle – Carbon steel, zinc-plated, then black powder coated.
Paddle – 300 Series stainless steel brushed finish.

No. 9600-PK Key-Locking

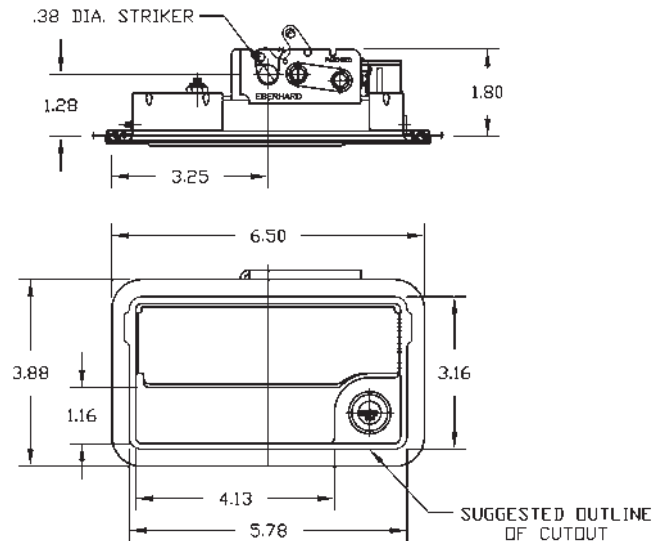
No. 9601-PK Non-Key-Locking

Optional Gaskets Available:


- No. 1-9600-15BH** Inside gasket – horizontally mounted paddle
- No. 1-9600-15BV** Inside gasket – vertically mounted paddle
- No. 1-9600-15AH** Outside gasket – horizontally mounted paddle
- No. 1-9600-15AV** Outside gasket – vertically mounted paddle

No. 9600-PK

Key-Locking Rotary.



No. 3-4373-SSX



No. 4373-X Locking
No. 4374-X Nonlocking



Incorporates the industry standard paddle latch configuration with the positive latching features of our two-stage rotary. Ideal for a wide variety of applications including steel and fiberglass truck bodies.

Available in 304 stainless steel or carbon steel zinc-plated.

No. 3-4373-X includes 4-11/64" diameter mounting holes on 3-3/4" x 3-13/16" hole centers. May be used with Eberhard Striker

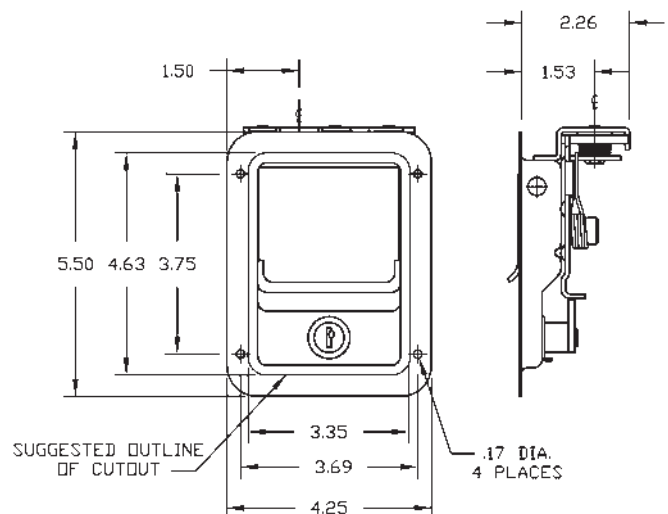
No. 2T-400-52.

May be customized with customer logo on paddle. Consult factory.

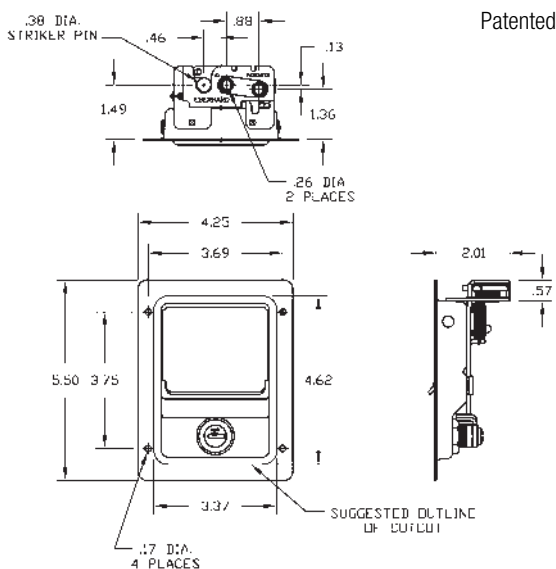
Weight: 1.4 lbs.

No. 3-4373-X

Paddle Rotary Latch.



No. 3-7901



No. 3-7901

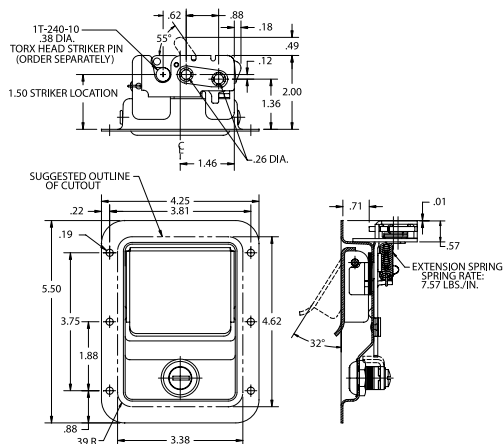
Two-stage paddle rotary provides positive vertical and horizontal latching around the strike pin. Water resistant paddle design limits water penetration into the compartment area. Everlube finish on internal latch components for corrosion protection and added lubricity.



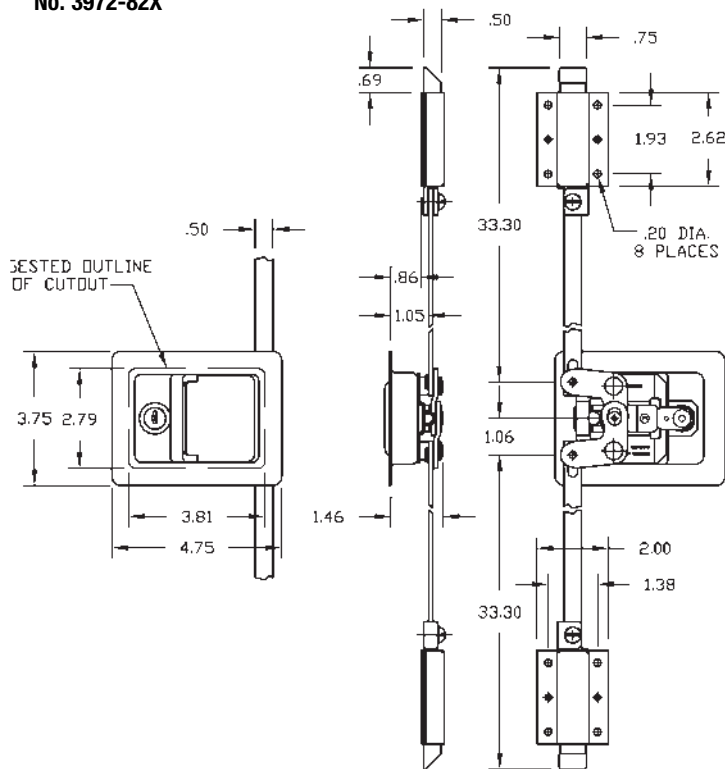
Recommended Striker **No. 240-52U**

No.	Variations
3-7900	Non-key-locking paddle rotary with 4 mounting holes.
3-7901	Key-locking paddle rotary with 4 mounting holes.
3-7901-PCR	Same as above, except with power cylinder.
3-7901-SS	Same as above, except stainless steel.
3-7940-SS	Free-wheeling paddle version of 3-7901-SS. Paddle is free to move in the locked position to reduce damaging latch through forced entry.
3-7940DB-SS	Double-bitted key cylinder.
5-7901Z	Same as 3-7901 version except has radius pan, six mounting holes.
6-7901Z	Same as 5-7901 except has .17" dia. holes.
11-7901-SS	10-24 Mounting studs.
18-7940-SS	Free-wheeling with .50" mounting studs.

No. 5-7901Z



No. 3972-82X



No. 3972-51

Eberhard's smooth-action slam latch features an activating handle specifically designed to fit smaller compartment doors.

The product's recessed pan permits flush installation. Simply cut a hole and attach with screws, bolts, or by welding.

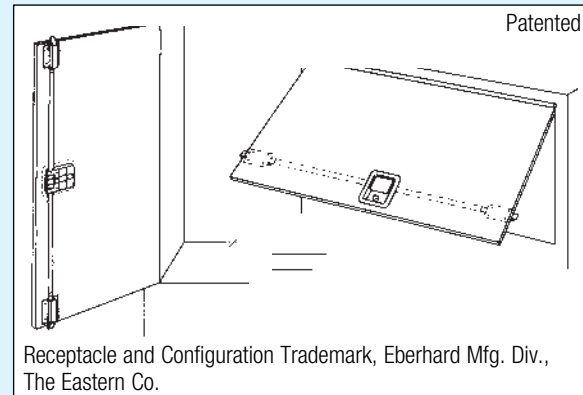

- Choice of zinc-plating or stainless steel finish.
- Available with mounting holes or blind mount studs.
- Ideally suited for tight spaces.

No. 2-3972-SS51

Stainless steel receptacle with studs.

No. 3-3972-SS51

Stainless steel receptacle with holes.



Receptacle and Configuration Trademark, Eberhard Mfg. Div., The Eastern Co.

No. 4972-58

Slam bolt with 6.9 lb. spring, mounting holes.




No.	Options	Variations	Weight
3972-82X*	Key-Locking	2-point rod-control slam latch	2.69 lbs.
3-3972-82X*	Same as 3972-82X	With four 13/64" dia. mounting holes on 3" x 3-5/16" centers	2.69 lbs.
3-3972-SSU	Stainless Steel	Same as 3-3972-82X	2.69 lbs.
3973-82X*	Non-Key-Locking	2-point rod-control slam latch	2.44 lbs.
3-3973-82X*	Same as 3973-82X	With four 13/64" dia. mounting holes on 3" x 3-5/16" centers	2.44 lbs.
3-3973-SSU	Stainless Steel	Same as 3-3973-82X	2.44 lbs.
3974-P9**	Key-Locking	2-point cable-control slam latch	2.19 lbs.
3-3974-P9**	Same as 3974-P9	With four 13/64" dia. mounting holes on 3" x 3-5/16" centers	2.19 lbs.
3-3974-SSU	Stainless Steel	Same as 3-3974-P9	2.19 lbs.
3975-P9**	Non-Key-Locking	2-point cable-control slam latch	1.94 lbs.
3-3975-P9**	Same as 3975-P9	With four 13/64" dia. mounting holes on 3" x 3-5/16" centers	1.94 lbs.
3-3975-SSU	Stainless Steel	Same as 3-3975-P9	1.94 lbs.

Component Parts Used in Latch Kits

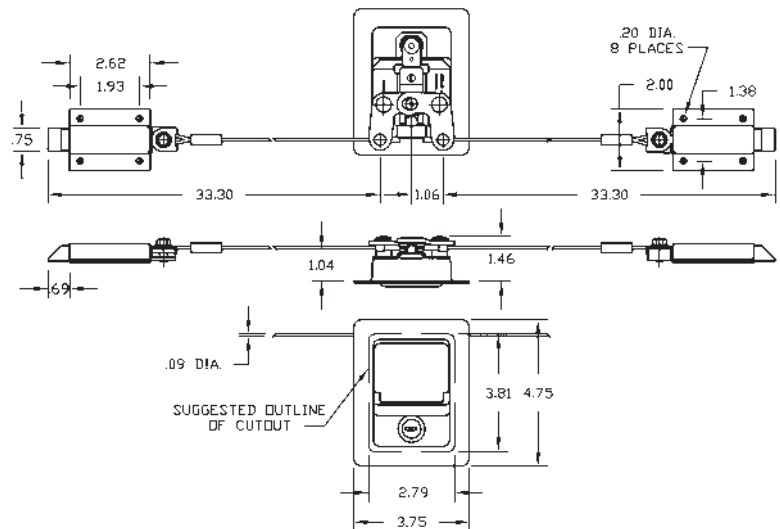
No.	Description
4857-50	Rod guide used in 3896/3897
4972-5	30" rod used in 3972/3973
4972-58U	End-bolt S/A used in 3972/3973
4974-52U	End-bolt S/A used in 3974/3975
5611-5X	34" rod used in 3896/3897
565698-5	36" foot cable used in 3974/3975

Other versions available. Consult factory.

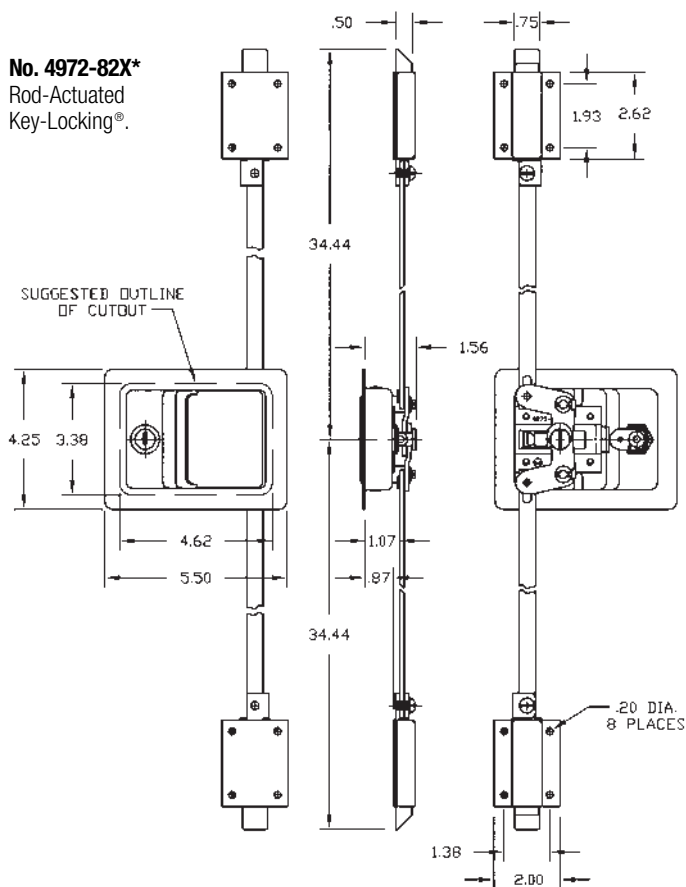
No. 565698-5



No. 3974-P9



*82X indicates four sets per box.
**P9 indicates one set per bag.




No. 4972-82X*
Rod-Actuated
Key-Locking®.

This smooth-acting, slam-type latch is intended for use on all types of compartment doors on farm equipment enclosures, stationary equipment, and machine tool cabinets.

The recessed pan permits flush installation: simply cut an appropriate hole and attach by screws, bolts, or welding. This latch is especially suited for installation in tight quarters because the overall thickness is only 1-9/16".

This simple, inexpensive unit is normally supplied with rods that connect to the end bolts. However, it can be adapted for use with cable to provide greater flexibility in application or rotaries for more secure fit.



No. 4972-82X (rod) and No. 4974-P9 (cable)

Furnished with one key (the key-locking versions). **No. 4973-82X** and **No. 4975-P9** and the non-key-locking versions, respectively.

No. 3-4972-82X, No. 3-4973-82X, No. 3-4974-P9 and No. 3-4975-P9

Same as above, except with four 11/64" dia. mounting holes in center case on 3-11/16" x 3-3/4" centers.

No. 34-4974-51 with quarter-turn knob.

Finish: Zinc-plated, bright polished stainless steel

Component Parts Used in Latch Kits

No.	Description
4972-5	30" rod used in 4972/4973
4972-58U	End bolt s/a used in 4972/4973
4972-52	Less washer and bolt
4974-52U	End bolt s/a used in 4974/4975
565698-5	36" cable with fitting
3-4972-SS51	Stainless steel paddle handle only with mounting holes set up for rods key-locking
3-4973-SS51	Same as 3-4972-SS51 except nonlocking
3-4974-SS51	Same as 3-4972-SS51 except for cable
3-4975-SS51	Same as 3-4973-SS51 except for cable

*82X indicates four sets per box.

No. 4974-52U

End bolt is standard for assemblies using cable. The attachment point has a cable clamp and is furnished with a 7 lb. spring. **No. 4972-58U** end bolt is standard for assemblies using rod and is furnished with a 7 lb. spring.

No.	Options	Variations	Weight
4972-82X*	Key-Locking	Rod control.	3.06 lbs.
3-4972-82X*	Same as 4972-82X	With four 11/64" dia. mounting holes on 3-11/16" x 3-3/4" centers.	3.06 lbs.
45-4972-82X*	Same as 4972-82X	10 24 x 1/2" long mounting studs.	3.06 lbs.
4973-82X*	Non-Key-Locking	Rod control.	2.81 lbs.
3-4973-82X*	Same as 4973-82X	Mounting holes in receptacle.	2.81 lbs.
4-4973-51	Nonlocking	Return springs on lever arms. 1/4-20 mounting studs. Black powder coat finish.	1.20 lbs.
5-4973-51	Nonlocking	.38" dia. mounting holes. Padlockable.	1.20 lbs.
4974-P9**	Key-Locking	Cable control.	2.5 lbs.
3-4974-P9**	Same as 4974-P9	Mounting holes in lever arms and receptacle.	2.5 lbs.
25-4974-SS51	Key-Locking	Return springs on lever arms & paddle. Bright polished stainless steel.	1.13 lbs.
34-4974-SS51	25-4974-SS51	Quarter-turn knob. Return springs on lever arms & paddle. Special mounting hole dia. and location.	1.18 lbs.
4975-P9*	Non-Key-Locking	Cable control.	2.3 lbs.
3-4975-P9**	Same as 4975-P9	Mounting holes in lever arms and receptacle.	2.3 lbs.
25-4975-SS51	25-4974-SS51	Nonlocking.	1.20 lbs.
43-4974-SS51	Same as 4-4973-51	Polished stainless steel. 1/4-20 mounting studs. Return springs on one lever arm.	1.20 lbs.

Other versions available. Consult factory.

*82X indicates four sets per box.

**P9 indicates one set per bag.

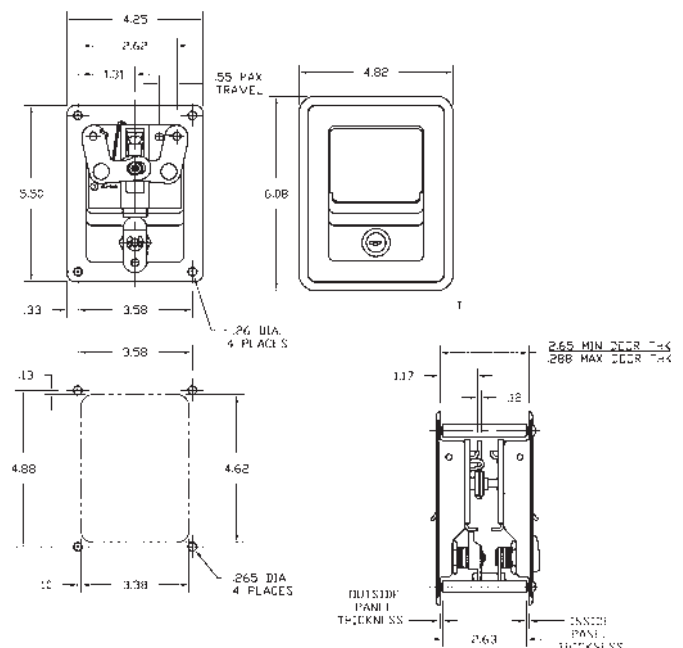


No. 1-5974-SSPK

Back-to-back multipoint paddle latches are ideal for vehicle or enclosure applications. System can be locked or unlocked from the inside or outside. Systems are available for different thicknesses and feature a tamper-resistant blind mount on the outside. Black textured powder coat finish is standard, but polished stainless steel is available. System is shipped loose with two gaskets. Cables or rods can be added to lever arms to create multipoint locking system with rotaries or end bolts.

See next page for options.

No. 1-5974-SSPK



No. 9-5974-SSPK

For door thickness 2.65–2.88" and with EPDM gaskets.

No. 1-5974-SS50

Outside handle for the 1-5974-SSPK.

No. 5974-SS51

Inside handle for the 1-5974-SSPK.

No. 2-5974-SSU

For panel thickness of 2.25".

No. 3-5974-PK

For door thickness of 2.50-2.73" and black E-coat finish.

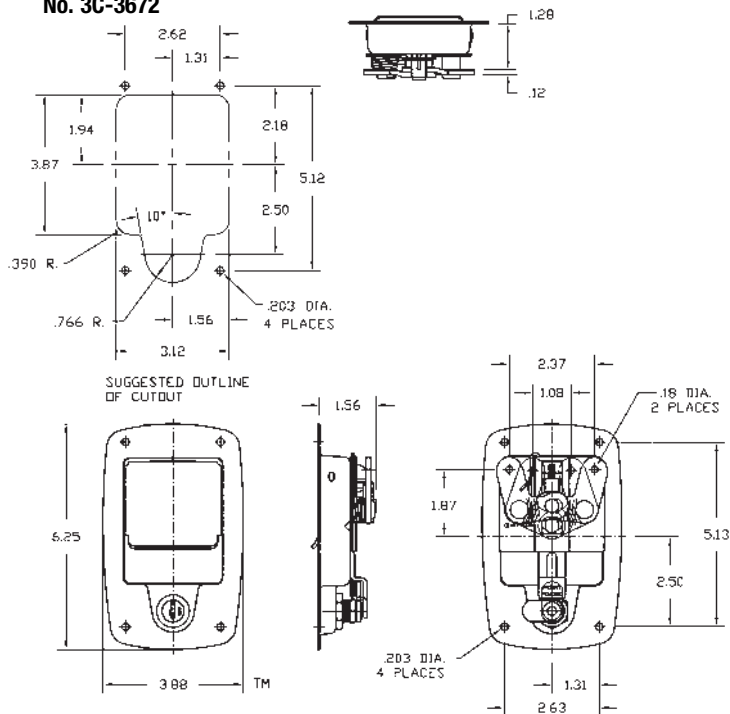
No. 6-5974-PK

For door thickness of 2.50-2.73", black E-coat finish, and inside handle has hex-head cylinder.

No. 12-5974-SS50

Outside handle with four mounting studs and two studs attached to lever arms.

No. 3C-3672



No. 3C-3672-SS

Patented Eberhard's new stylized paddle latch can be set up with rods or cables for remote applications with rotaries or end bolts. Standard feature includes a double-bitted key cylinder that is recessed for additional protection from environment. 3672 Series is available in carbon steel-zinc finish or polished stainless steel, locking, nonlocking, mounting holes, blind mount studs, single-point, or rotary systems. Consult factory for part options. Gasket available: Durometer (**No. 3601-25**), Closed Cell Sponge (**No. 1-3601-25**).

No. C-3672

Same as 3-3672 less mounting holes.

No. 3C-3672

Nonlocking with holes.

No. 4C-3672

Locking with studs.

No. 4C-3673

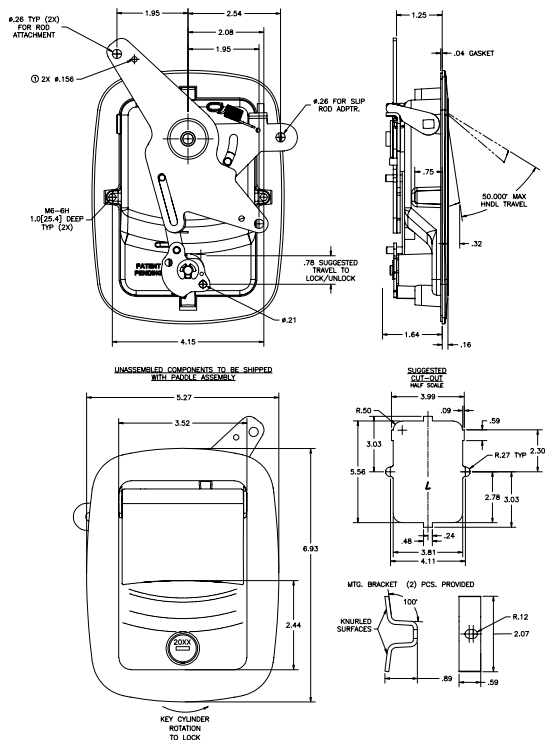
Nonlocking with studs.

No. 13C-3672-SPKR&L

Back-to-back system.



No. 20000-R



No. 20000-R&L

Patent Pending

This new multipoint locking paddle latch is made out of die cast materials making it a durable latch and stylish. Handle features: blind mounting for security and appearance, free-wheeling feature, radius in handle to allow for easier gripping, double-bitted key cylinder for locking versions, and gasket. Latch can be modified to work with Eberhard's Power-Up™ System or with inside handle (No. 21000-PK or No. 21000-PKNL). Available with chrome handle or receptacle, black powder coated handle or receptacle, textured black powder coated handle or receptacle, or combination of above finishes.



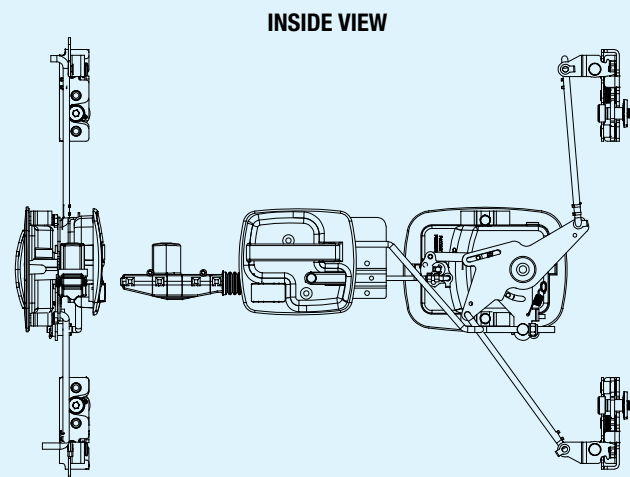
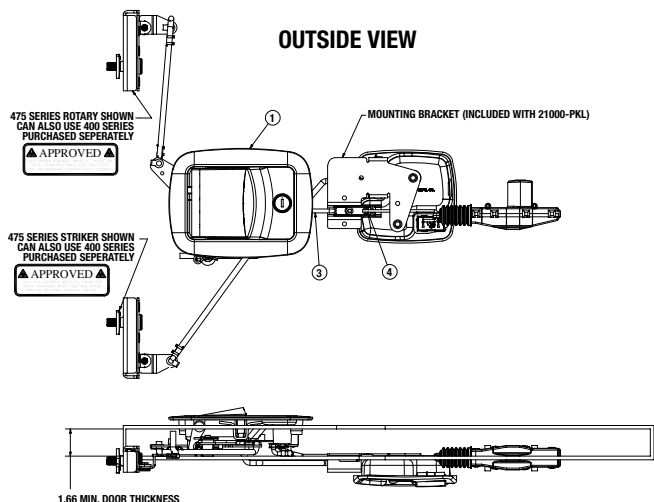
No. 20000-NLR&L

Nonlocking, right hand or left hand.

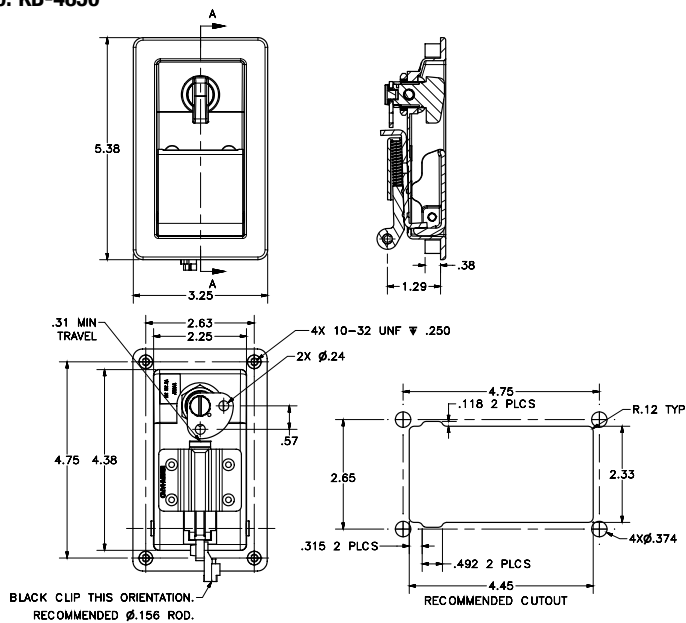
Options:

Over molded keys with logo or name. Logo or name in paddle.

Typical layout with a 20000 Series outside paddle, 21000 Series inside handle, and optional rods, rotaries, and power actuator.



No. KB-4850



No. KB-4850

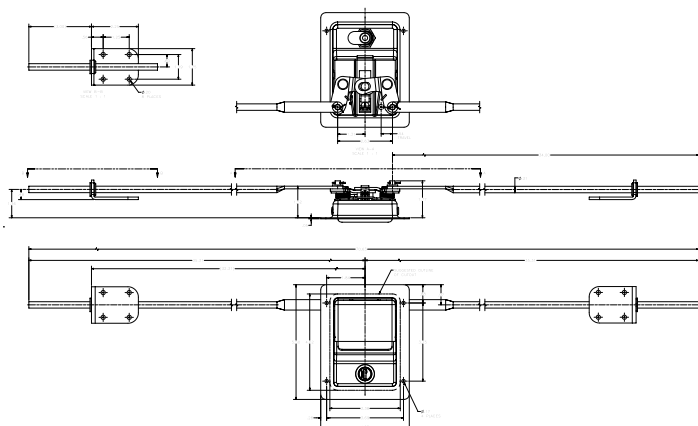
Single point die cast paddle latch with locking quarter turn knob, single lever arm designed to work with .156 diameter rod, blind mounting, and black textured finish.

No. 4850-LC

Same as above less locking knob. Can use key locking cylinder

No. 4850-61PK with assembly.

No. 55-4972-USS



No. 55-4972-USS

Two point paddle latch with .25" weld stud on each lever arm, two 35" round rods, and two rod guides with rubber insert. Polished stainless steel, key locking.

No. 55-4972-50S

Paddle only, key locking.

No. 55-4973-50SS

Paddle only, non-locking.

No. 15X-16717-PKR

Two point key-locking paddle latch handle that is polished stainless steel, blind mounting receptacle for security that is black powder coated, and a gasket. Larger radius handle makes the latch easier to operate by giving a person more to grab onto and works well with gloved hands.



No. 14-16717-PRK

Same as above except nonlocking version.

No. 1-16431-A

Plastic gasket.

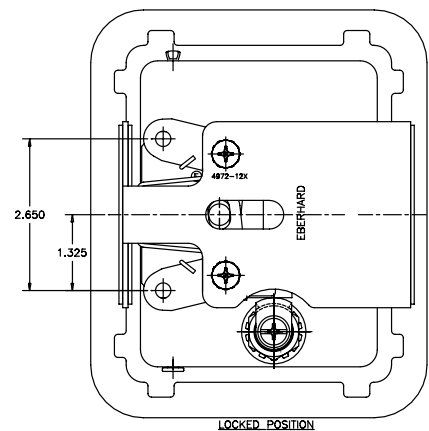
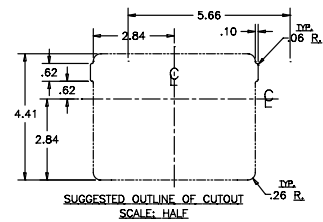
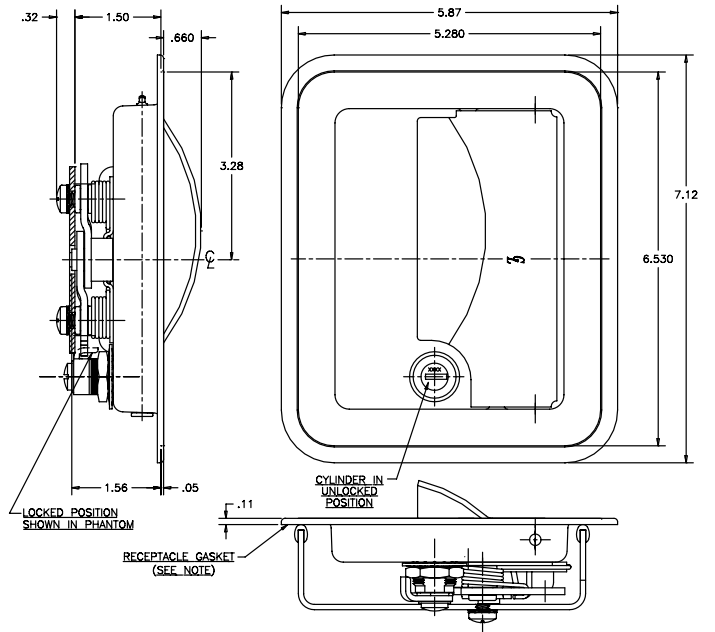
No. 1-16431-B

Rubber gasket.

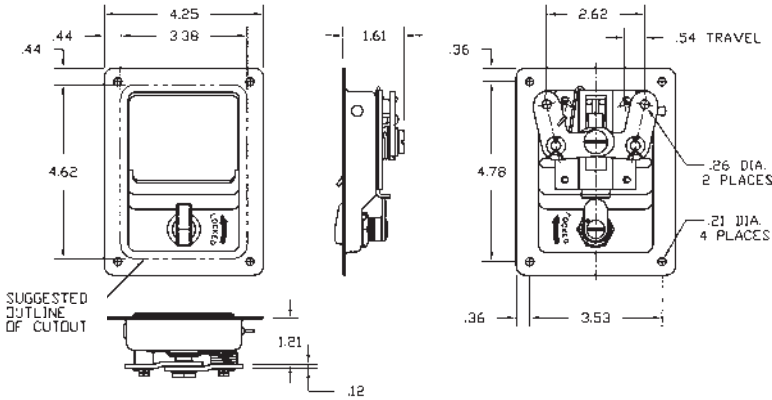
No. 16431

Foam gasket.

No. 15X-16717-PKR



No. 34-4974-SS51



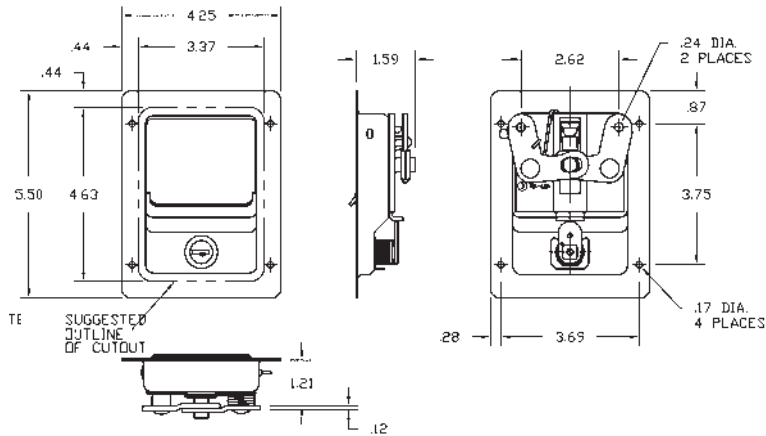
No. 34-4974-SS51

Low-profile paddle lock with quarter-turn knob. Spring-loaded lever for smooth actuation. Set up for rod- or cable-control remote actuation. Spring-loaded paddle handle for antirattle. Mounting hole location and diameter different from standard.

Finish: Bright polished stainless steel

Weight: 1.18 lbs.

No. 25-4974-SS51



No. 25-4974-SS51

Low-profile key-locking paddle lock. Has spring-loaded lever and paddle. Available non-key-locking.

Finish: Bright polished stainless steel

Weight: 1.13 lbs.

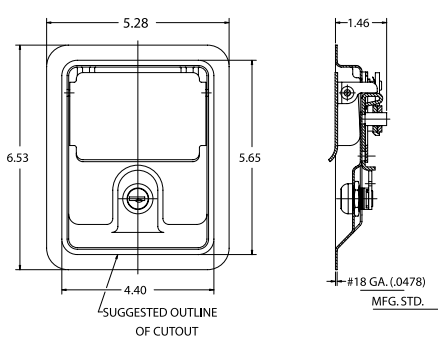
No. 4901-25

Molded black receptacle spacer available. Fits latches with standard mounting hole location of 3-3/4" x 3-11/16" centers.

No. 25-4975-SS51

Non-Key-Locking.

No. 4962



No. 4962

Key-Locking Lever lock two-point cable-activating.

Weight: 1.3 lbs.

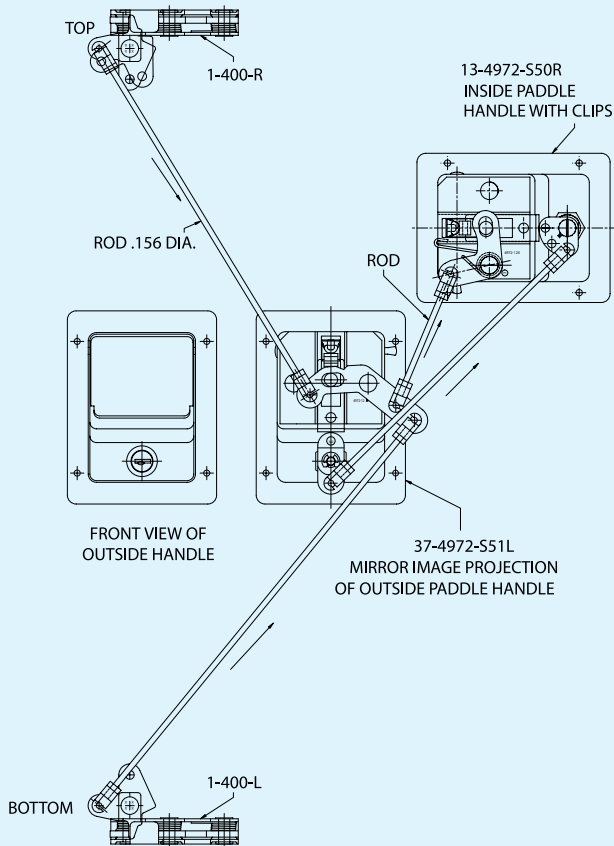
3-4963-SSPK

Nonlocking stainless steel.

Lever lock two-point.

Weight: 1.3 lbs.

Typical door system set up using Eberhard stainless steel paddle locks and rotary latches.



Consult factory for your specific installation requirements.

No. 14-4972-50R&L

Same as 13-4972-S50R&L except key-locking cylinder and zinc-plated.

No. 46-4972-PKR&L

Same as 37-4972-S51R except has return spring on lever arm and zinc-plated.

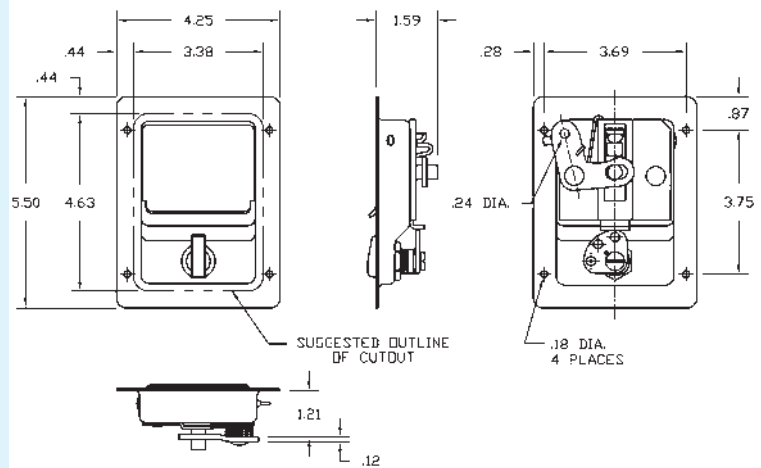
No. 15-4972-S50R&L

Same as 37-4972-S51R except has standard key cylinder.

No. 13-4972-S50R

Eberhard paddle handles can be set up with cables or rods to actuate combinations of end bolts or rotary latches to operate a wide array of doors and compartments. Ideal for cabinets, ambulances, fire and rescue vehicles, truck cabs, and electronic enclosures. **Part No. 13-4972-S50R&L** is an inside paddle handle set up for remote actuation, has spring-loaded lever arm to ensure smooth function, and cam has three holes. Standard finish is bright polished stainless steel.

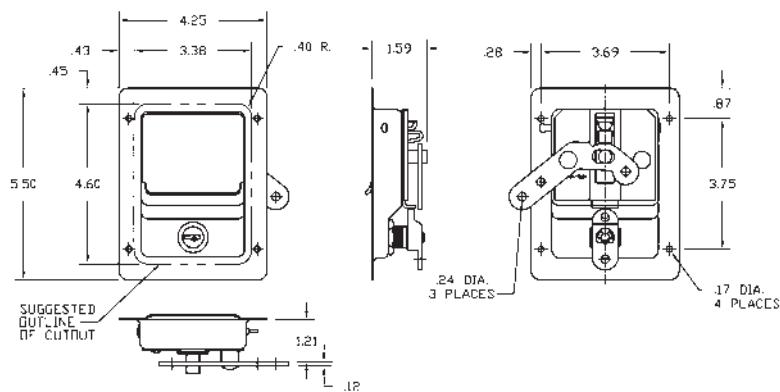
Weight: .68 lbs.



No. 37-4972-S51R

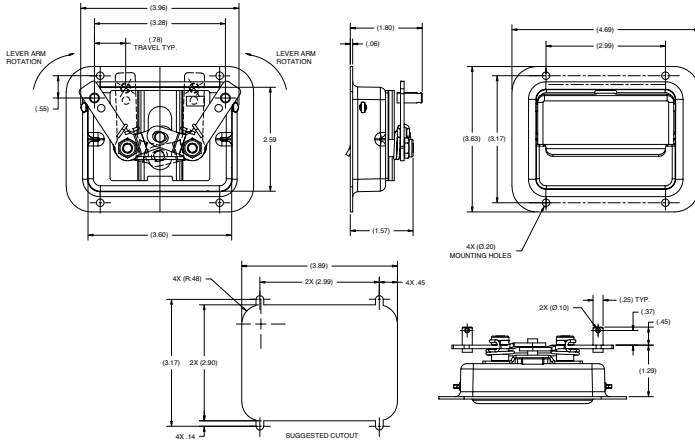
Outside paddle handle set up for remote actuation. Has a free-wheeling cylinder installed which allows remote unlocking by rod connected to inside handle. Standard finish is polished stainless steel.

Weight: 1.10 lbs.



Other versions available. Consult factory.

No. 3-4273




No. 3-4273

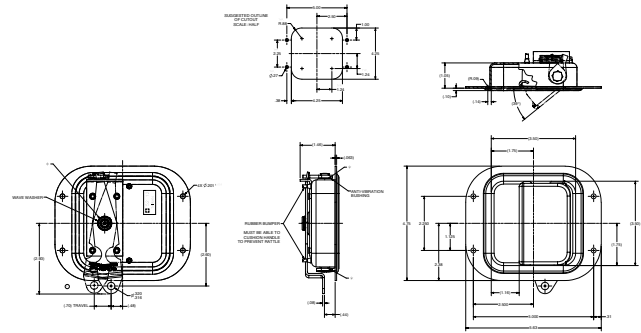
Two-point, non-locking paddle latch with cable/rod adapters attached to lever arms. Black powder finish.

No. IN-40930-R&L

Single point, non-locking paddle latch that is mounted from the inside of the door. Comes with mounting holes, single lever arm. Depth of 1.46", bright chrome finish or black powder.



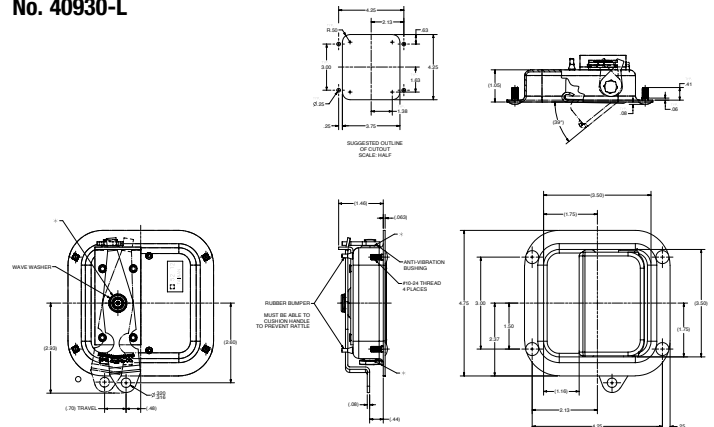
No. IN-40930-L



No. 40930-R&L

Single point non-locking paddle latch with four mounting studs, single lever arm, depth of 1.46", bright chrome finish.

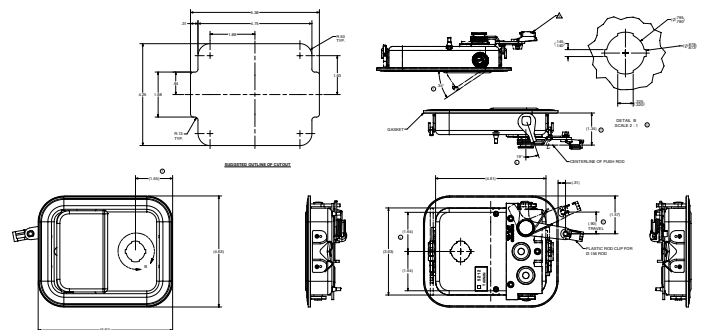
No. 40930-L



No. 40982-LCR&L

Single point paddle latch less key cylinder with single lever arm, depth 1.39". Bright chrome finish or black powder.

No. 40982-LCR

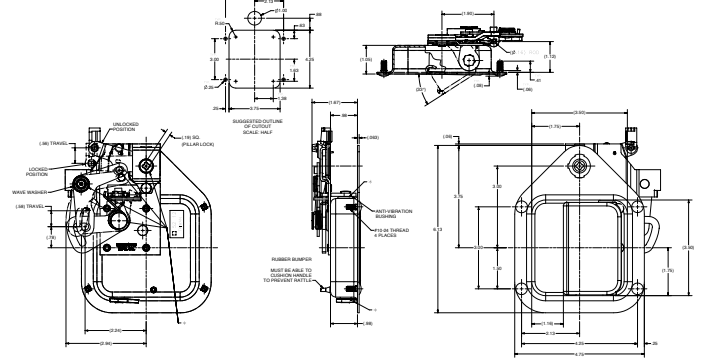


No. 40950-R&L-LC

Multipoint paddle latch with mounting studs, bright chrome finish, depth of 1.67" and supplied less key cylinder.



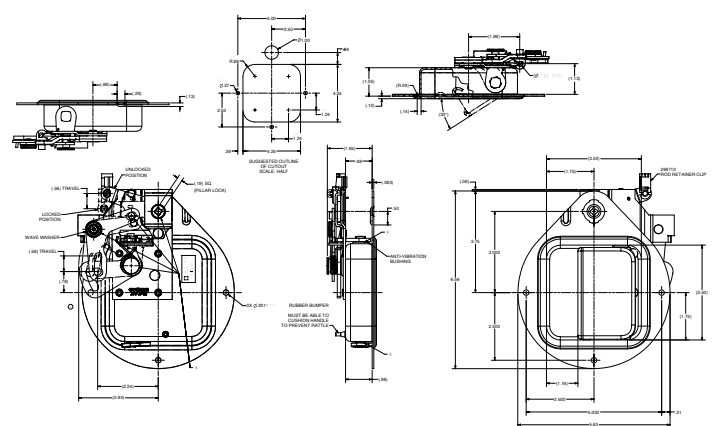
No. 40950-R-LC



No. IN-40950-R&L-LC

Multipoint round paddle latch with mounting holes, bright chrome finish, depth of 1.65", and supplied less key cylinder.

No. IN-40950-R-LC




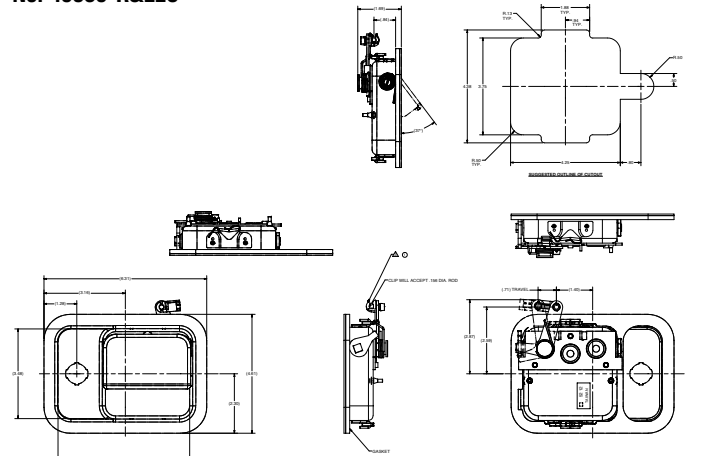
No. 40901DB-PL61

Double-bitted key cylinder

No. 40960-R&LLC


Single point paddle latch less key cylinder with horizontal paddle. Single lever arm with rod clip attached for .156" dia. rod. Black powder finish. Mounting wedges sold separately.

No. 40960-R&LLC



No. 40960-16

Single mounting wedge, zinc-plated.



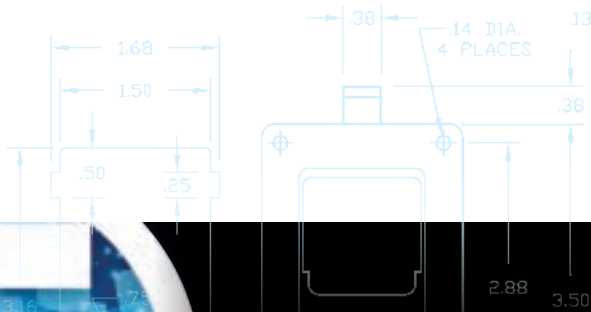
door holdbacks

section

25

section

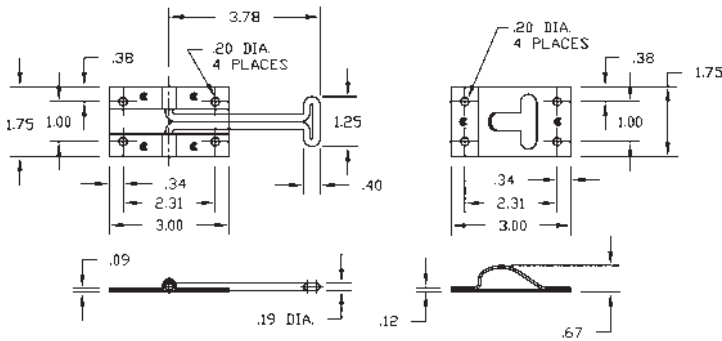
door holdbacks **25**



VISION & STYLE

WE'RE CHANGING THE FUTURE

No. 5600-U



No. 5600-50/SS50 (Holdback)

No. 5600-51/SS51 (Keeper)
No. 5600-61 (Keeper)

No. 5600-U

Positive door holder.
For holding doors open against side of body. Hook manually engaged and disengaged.

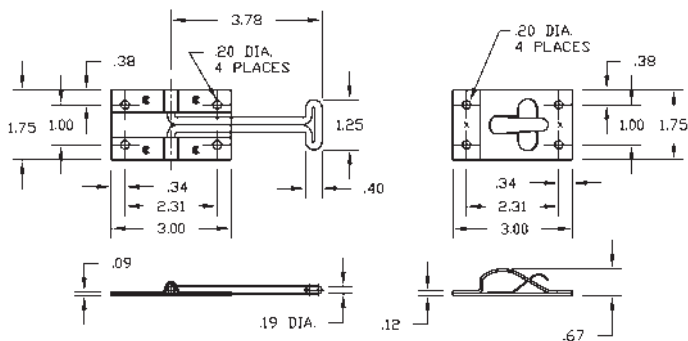
Weight: .3 lbs.
Finish: Zinc-plated

No. 5600-SSPK
Stainless steel. Electropolished.

No. 6-5600-SSPK
Stainless steel. Electropolished with 6" arm.

No. 6-5600-U
Same as above except zinc-plated.


No. 1-5600-ZU



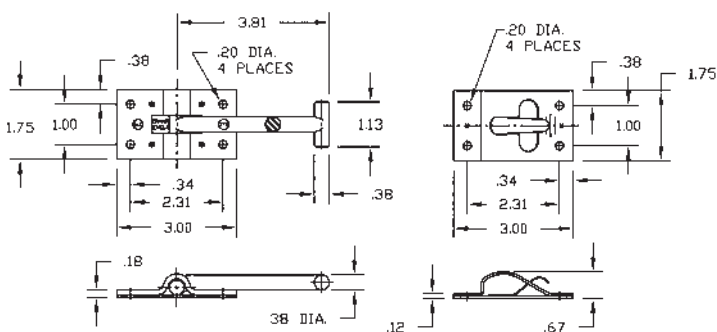
No. 1-5600-ZU

Same as No. 5600-U except has spring-loaded keeper.

Weight: .4 lbs.
Finish: Zinc-plated



No. 5601-ZU



No. 5601-ZU Heavy-Duty Door Holder.

Has 4" malleable iron hook. Holder incorporates a flat hook retaining spring which retains the hook.

Weight: .7 lbs.
Finish: Zinc-plated


No. AL-5601-ZU
Same as above except aluminum material. No spring in female component.

No. 5601-Z50 (Holdback)

No. 5601-Z51 (Keeper)

No. 5602-Z

For holding door against side of body. Equipped with spring-loaded plunger inside keeper and grease fitting.



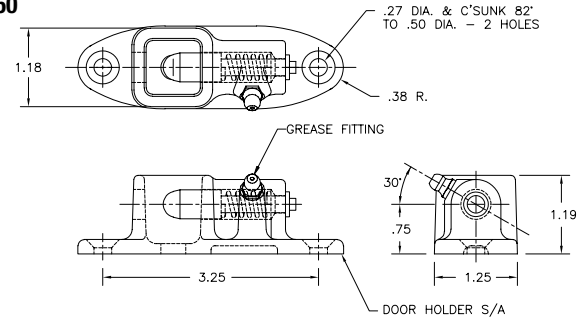
No. 5602-ZUB

Same as 5602 ZUA except supplied with 2" projection of hook. Available as request quote. Weight: .9 lbs.

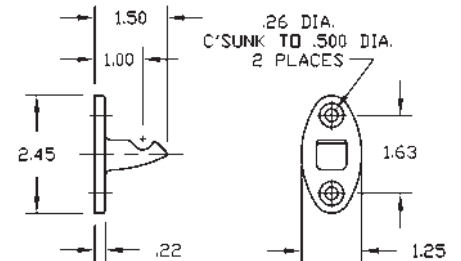
Dimensions:

UA	UC	
1-1/4"	1-1/4"	overall width, case
4"	4"	overall length, case
3-1/4"	3-1/4"	center to center screw holes, case
1-3/16"	1-3/16"	overall height, case
1-1/4"	1-1/4"	overall width, hook base
1-5/8"	1-5/8"	center to center holes, hook base
1-1/2"	3"	projection, hook
7/32"	7/32"	thickness screw flanges
Weight: .8 lbs.	1 lb.	Stainless steel plunger spring. Finish: Plated

No. 5602-Z-50



No. 5602-Z1A



No. 6602-U

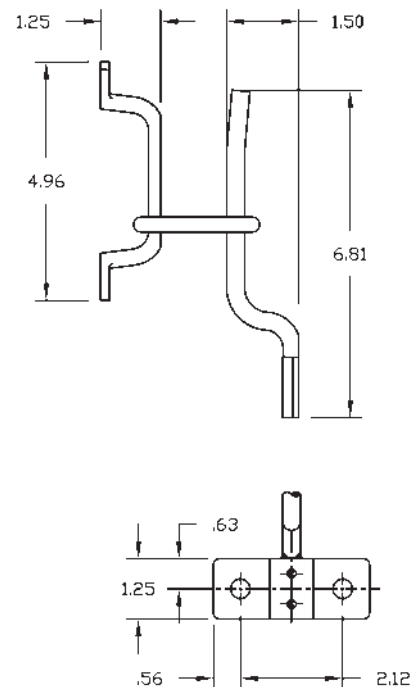
Designed for truck, trailer, and container applications, but can be used to hold any large, swing-type door securely in open position. Hook generally mounted on permanent surface; handle and sliding link mounted on swinging door.

Dimensions:

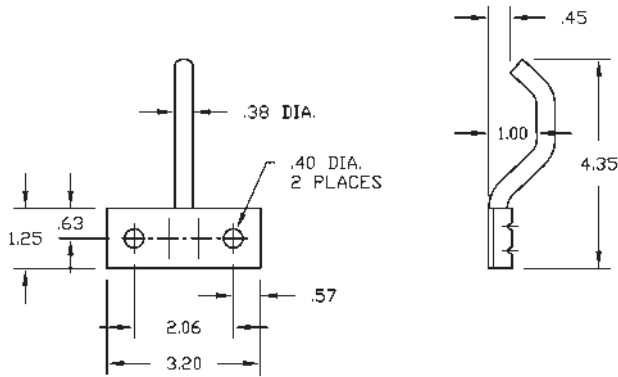
2-1/8"	No. 6602-50 Post
13/32"	Centers of horizontally spaced mounting holes
1-17/32"	Diameter of mounting holes (2)
	Approximate projection of hook
	No. 6606-50 Post
	Same as above, except 17/64" dia. mounting holes.
	No. 9611 Handle
4-7/32"	Centers of mounting holes
7/32"	Diameter of mounting holes (2)
1-1/4"	Approximate projection of handle
	No. 6601-2 Loop
2"	Inside diameter max.
5/16"	Diameter wire

Total weight: .8 lbs., 3 pieces
Finish: Hot-dipped galvanized

No. 6602-U



No. 6603-50



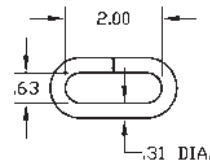
No. 6603-50

Offset post can be set up similar to 6602-U. Use different length links 2", 4", 6" to achieve desired positioning.

Weight: .28 lbs.
Finish: Hot-dipped galvanized



No. 6601-2

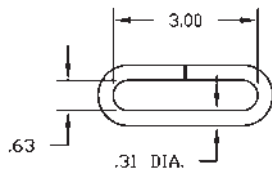


No. 6601-2

Std. 2" Link.
Weight: .24 lbs.
Finish: Hot-dipped galvanized




No. 6601-5

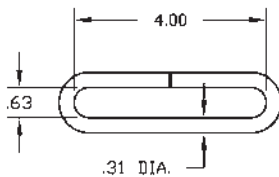


No. 6601-5

Std. 3" Link.
Finish: Hot-dipped galvanized




No. 6601-3

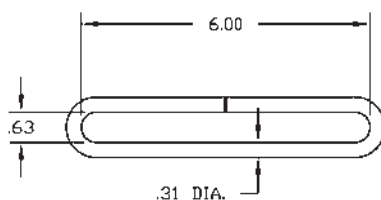


No. 6601-3

Std. 4" Link.
Weight: .26 lbs.
Finish: Hot-dipped galvanized




No. 6601-4



No. 6601-4

Std. 6" Link.
Weight: .29 lbs.
Finish: Hot-dipped galvanized



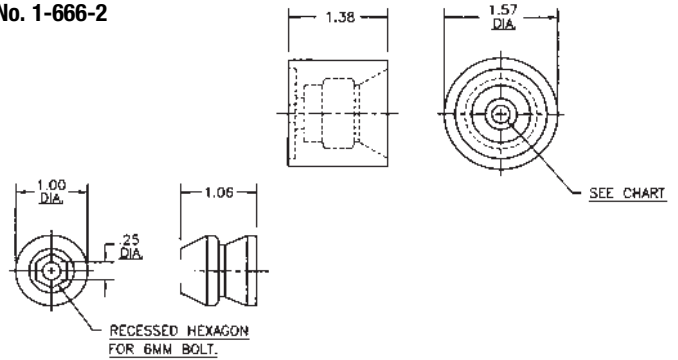
No. 1-666-2

A simple positive door holder with good shock absorbing qualities, giving near-silent operation. The rubber female portion (acting as a door buffer) has a unique internal design, which provides a positive grip on the male portion. The male portion is molded from black polypropylene. The complete unit gives positive corrosion-free performance. Furnished black or blue.




No. 666-2
Male part.

No. 1-666-2

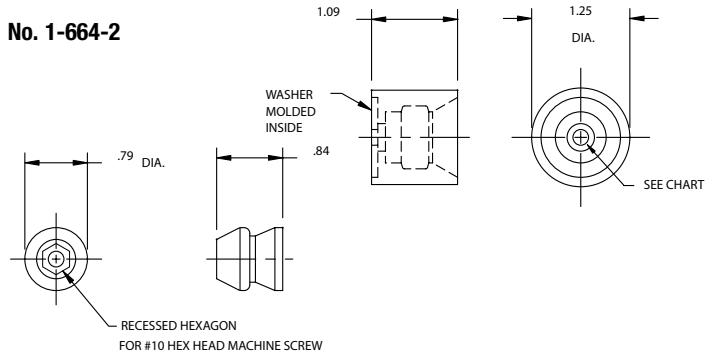


No. 1-664-2 Smaller series.



No. 664-2
Male part.

No. 1-664-2

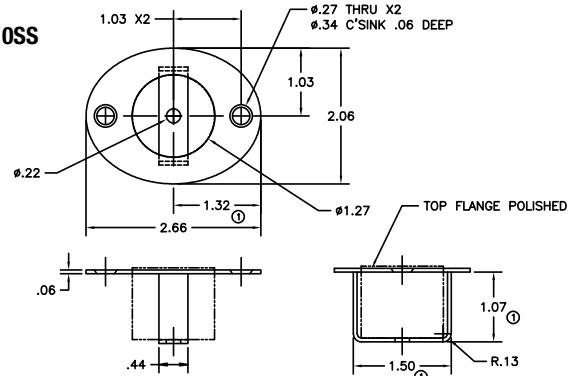


No. 664-10SS

Stainless steel holder, polished finish.



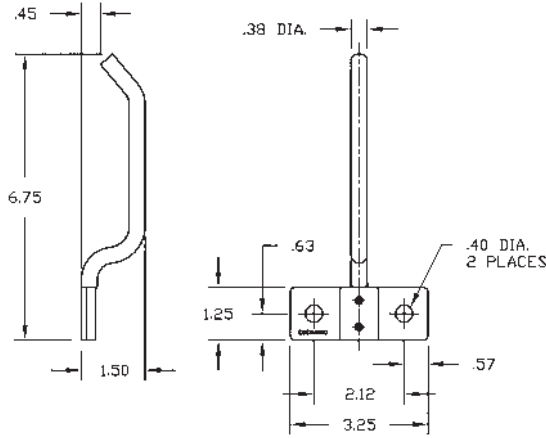
No. 664-10SS



*No.	Color	Washer Hole	Typical Insert	Typical Extract	Usable Temp. Range °C/°F	Female Base
1-574-2	Black	.24 Dia.	7.0	10	-25°/-13° to +50°/122°	574-1
1-664-2	Black	.25 Dia.	6.6	22	-20°/-4° to +100°/212°	664-1
1-668-2	Black	Tapped 10-24	6.6	17	-25°/-13° to +50°/122°	668-1
1-666-2	Black	.25 Dia.	59	66	-60°/-76° to +85°/185°	666-1
1-774-2	Black	.25 Dia.	25	26	-20°/-4° to +100°/212°	774-1
1-775-2	Black	Tapped 6MM	25	26	-20°/-4° to +100°/212°	775-1
1-776-2	Black	.25 Dia.	19	20	-25°/-13° to +50°/122°	776-1
1-777-2	Black	Tapped 6MM	59	66	-60°/-76° to +85°/185°	777-1
1-778-2	Black	Tapped 6MM	19	20	-25°/-13° to +50°/122°	778-1

Typical loads are to be used for reference only as environmental conditions and product applications will cause variations in performance.

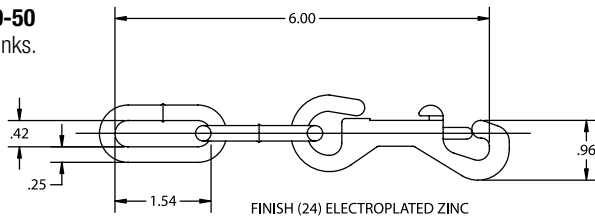
No. 3-6602-50



No. 3-6602-50
Post.



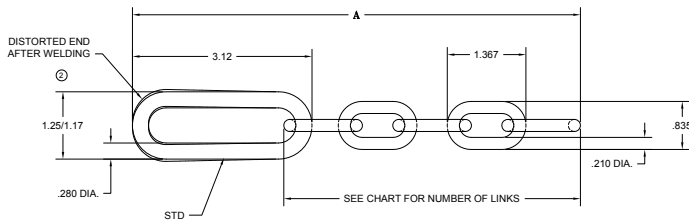
No. 6609-50
2 Chain links.



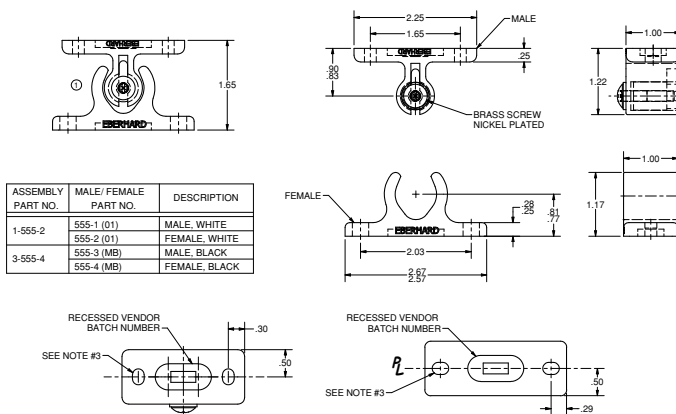
request quote

No. 1-6609-50
3 Chain links.

No. 2-6608-1



No. 3-555-4 (Black)



ASSEMBLY PART NO.	MALE/FEMALE PART NO.	DESCRIPTION
1-555-2	555-1 (01)	MALE, WHITE
	555-2 (01)	FEMALE, WHITE
3-555-4	555-3 (MB)	MALE, BLACK
	555-4 (MB)	FEMALE, BLACK

No. 1-555-2 (Natural)

This tough, adjustable door holder was specially designed for use on all types of enclosures using hinged or sliding doors.


The unique design includes a brass screw which allows delicate adjustment for the force required to hold even the heaviest door or panel.

Range of adjustment:

Force to engage: 29 – 59 lbs.
Force to disengage: 18 – 44 lbs.

Recommended operating temperature range:
–10°C to +50°C

Melting temperature: 260°C
Material: Nylon 6



power locking and codable systems

section

26

section

26

power locking and codable systems



VISION & STYLE

WE'RE CHANGING THE FUTURE



Power-Up™ Locking Systems from Eberhard

The Eberhard Control Module incorporates a lock pulse timer that provides a .4 second pulse from the control module to the actuators. If the buttons on the key fob (transmitter) are held down for an extended period, the lock pulse timer will prevent the actuators from being damaged.

The control module incorporates a time-out feature that eliminates damage to the actuators by shutting down the systems for thirty seconds if the buttons on the key fob (transmitter) are activated more than eight times in a thirty-second period. After the thirty-second time-out period, the system will function as normal.

The Power-Up control module can be programmed to accept up to four key fobs to operate the same power system.

If a key fob is lost or damaged, the control module can be programmed to accept a new key fob signal.

Power Lock or Unlock up to 18 Individual Eberhard Latches with One Touch of a Button!

The Power-Up module can be used in conjunction with OEM power lock systems. Optional systems can be designed to meet your requirements. The standard Power-Up system is independent from the OEM power locking system, which allows for separate locking of service or maintenance compartments with its own unique fob. Optional cab wire harness is available to connect the standard Power-Up system to OEM key fob.

- **Security** – All latches are locked at one time.
- **Convenience** – Simple one-button touch secures all latches with a range of up to 150 feet.
- **Reliability** – Proven operation of components in simulated cycle testing up to 200,000 cycles.
- **Durable Construction** – Sealed actuators and insulated plug-in connections.
- **Compatibility** – Operates with existing power lock systems. Ideal on service bodies, ambulances, RVs, buses, or their single- or multilatch power locking systems.

Power-Up™ Components

Part No.	Description
16720-1U	Power Lock Actuator
16720-2	Power Actuator Mtg. Screw
1-16720-50PK	Control Module Kit includes:
16720-4	Control Module (1)
16720-5	Key Fob Transmitter (2)
16952-U	Power actuator, low profile, flat design
Standard Wiring Components (for 1–7 activators)	
1-16720-6	Cab Wiring Harness
2-16720-7	Compartment Wiring Harness
Expansion Wiring Components (for 8–18 activators)	
2-16720-8	Expansion Relay Harness (use with 16720-9)
2-16720-9	Expansion Compartment Wiring Harness (12–18)
2-16720-10	Expansion Compartment Wiring Harness (4)

*See connecting rods in Section 9.

An illuminated (**No. 1-16746-U**) or nonilluminated (**No. 16746-U**) power toggle switch kit can be engineered to provide in-cab actuation.

To program the control module to additional key fobs, press the program button on the control module three times. LED will light up, then press button one (#1) on the key fob(s).

Control module can be set up for positive or negative polarity systems.

Optional systems can be designed for customer requests.

The standard power system is independent from the OEM power locking system. During service or maintenance, compartments can be kept secure with a separate and unique key fob that cannot be opened with the OEM remote.

Technical Data

Transmitter provided with battery installed. Replacement batteries available.


Working Voltage:	8.8 VDC to 13.7 VDC
Current Absorption:	4.5 A (max)
Temperature Range:	-18.4° F to +188.6° F
Power:	7.868 lbf.

NOTE: Many of our standard latches can be converted to “Power” by using **No. 16404-PKR&L**.

The Power-Up locking system can be mated with many popular Eberhard latches including single- and multipoint paddles, paddle, rotary, T- and D- handle style latches. Consult the factory to select the proper connecting components to “Power-Up” your equipment.



3691 Series



7901/7940 Series

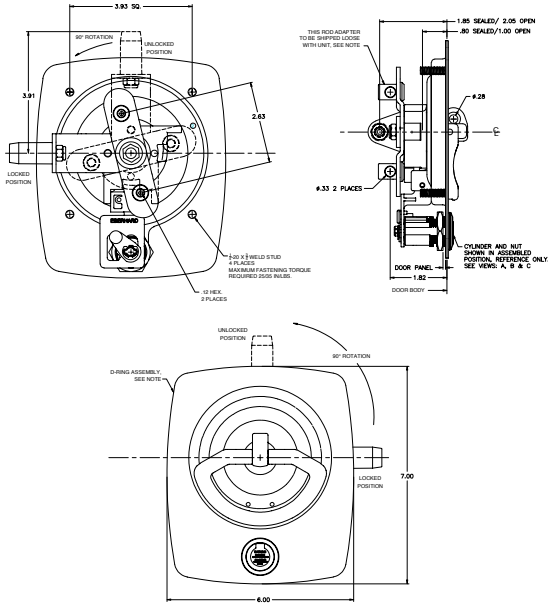


9600 Series



18400/28400 Series

No. 12-90320ST-SSLCPKR&L



No. 12-90320ST-SSLCPKR&L

Three-point d-ring assembly with roller cam and compression feature for ease of operation, four mounting studs, pad-lockable handle, and works with a codable key cylinder that can match your ignition key for your truck or car. One key is now all you need to open your doors and start your truck or car. (Cylinder sold separately)



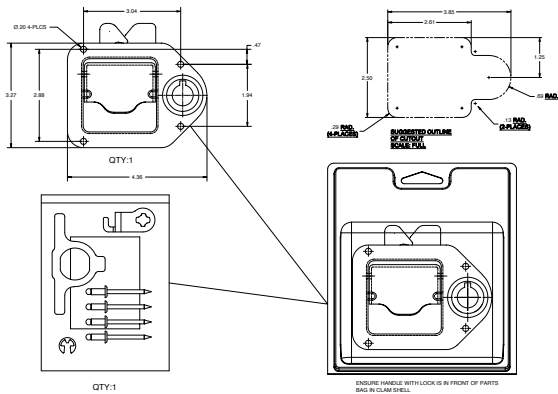
No. 90320ST-61PK

Key cylinder kit available for multiple OEM manufacturers. Contact the factory for more information.

No. 90322ST-61PK

Key cylinder kit with spacer available for multiple OEM manufacturers. Contact the factory for more information.

No. 471ST-SS



No. 471ST-SS

Toolbox latch assembly with codable key cylinder. Multiple OEM manufacturer key options available. Contact factory.

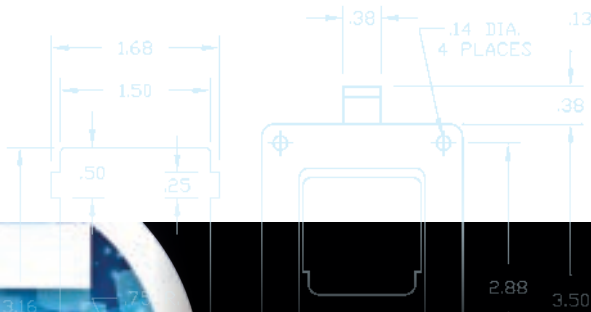
key cylinders

section

27

section

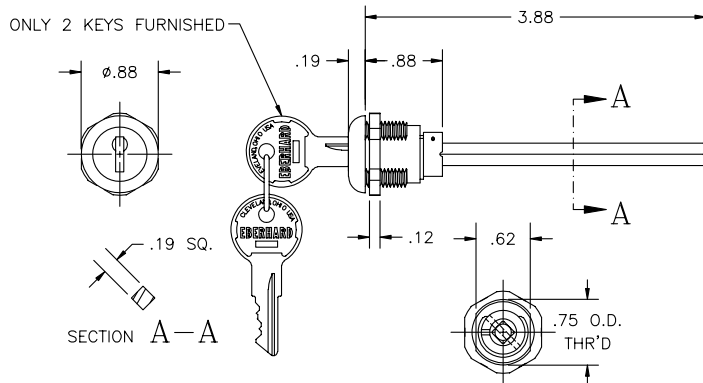
key cylinders **27**



VISION & STYLE

WE'RE CHANGING THE FUTURE

No. 9000-PL61



No. 9000-PL61

Pillar locking cylinder.

No. 627-PK

request quote

No. 627-PK

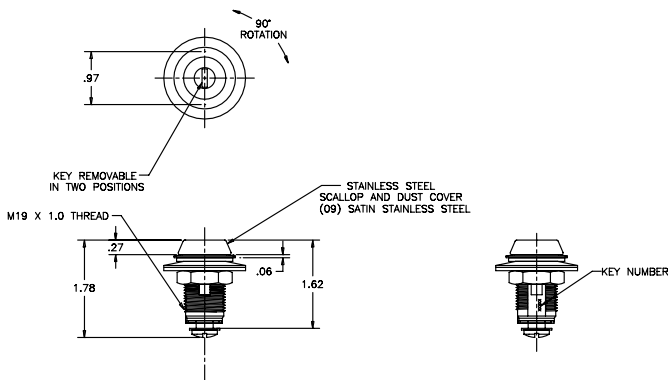
Key cylinder assembly with large automotive style keys for better security.

No. 1-627-6

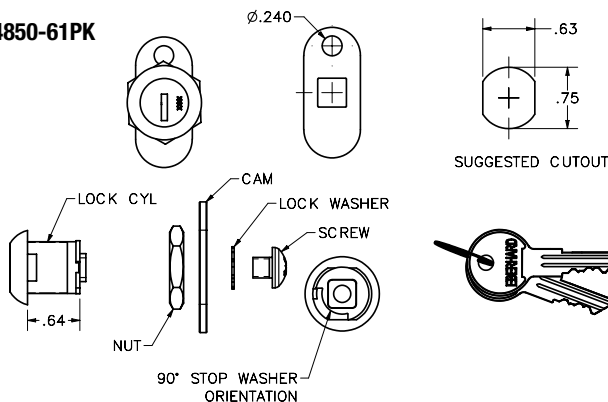
Offset cam, single point.

No. 2-627-6

Two-point cam with .57" holes.




No. 4850-61PK



No. 4850-61PK

Single bitted key cylinder with two keys, cam, and nut.



For replacement keys, contact Eberhard

No. 4901-61

Cylinder with dust shutter, key, and straight cam.

No. 2-4901-61

Same as 4901-61 except 2 keys.

No. 4901-18M

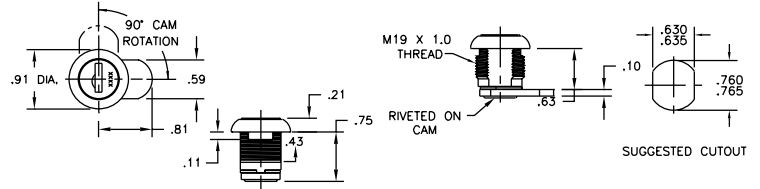
Barrel nut.

No. 4901-16

Barrel clip.

Weight: 1.3 oz.

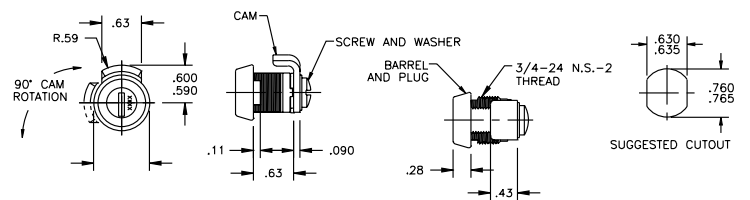
No. 4901-61



No. 2-7901DB-61

Cylinder with dust shutter, 2 double-bitted keys, bent cam.

No. 2-7901DB-61

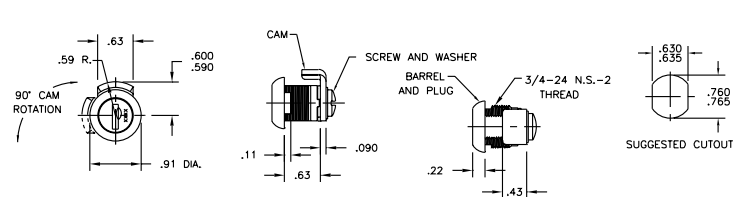


No. D-7901-61

Cylinder with dust shutter, double-bitted key, bent cam.

Weight: 1.4 oz.

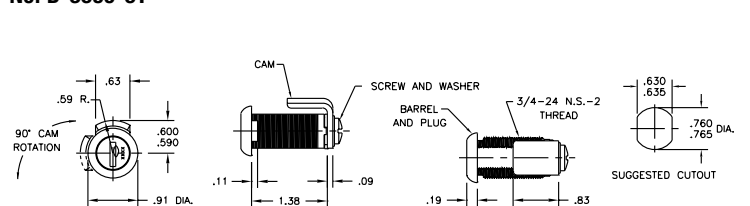
No. D-7901-61



No. D-3690-61

Cylinder with dust shutter, double-bitted key, bent cam.

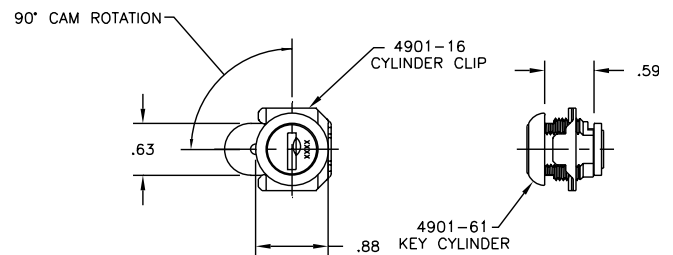
No. D-3690-61



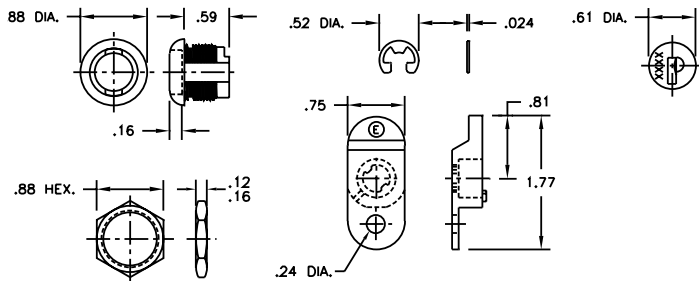
No. 4901-51

Cylinder with dust shutter, key, straight cam, clip.

No. 4901-51



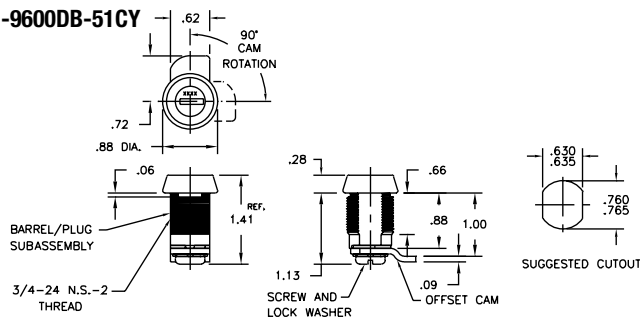
No 16404-PKR&L



No 16404-PKR&L

Cylinder with dust shutter, two keys, nut, free-floating cam.

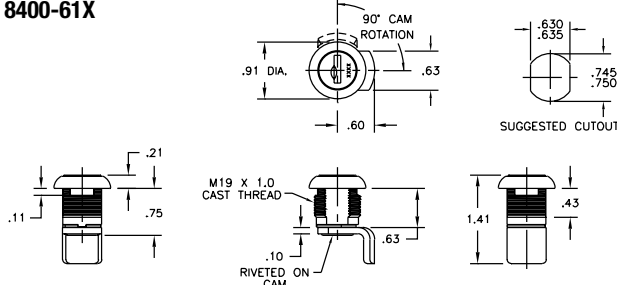
No 1-9600DB-51CY



No 1-9600DB-51CY

Cylinder with dust shutter, double-bitted key. Offset cam. Sold separately.

No. 8400-61X



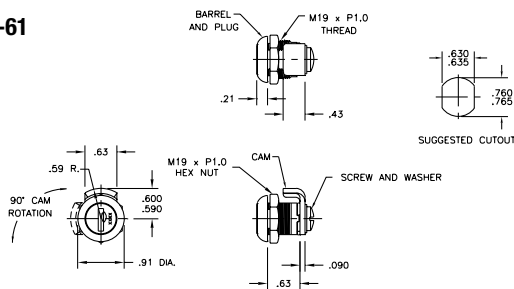
No. 8400-61X

Cylinder with dust shutter, 2 keys, bent cam. Weight: 1.3 oz.

No. 4901-18M

Barrel nut.

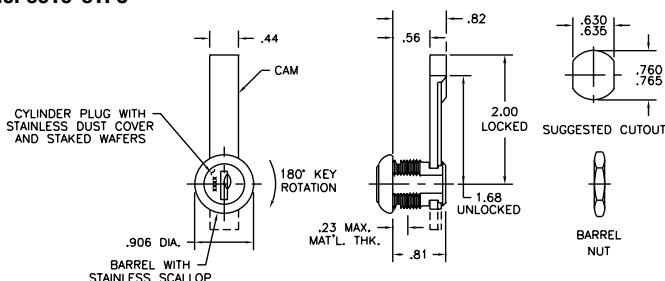
No. 7901-61



No. 7901-61

Cylinder with dust shutter, key, bent cam, nut. Weight: 1.5 oz.

No. 9010-61P5



No. 9010-61P5

Cylinder and lock slide with dust shutter, 2 keys, nut.

No. 16-9010DB

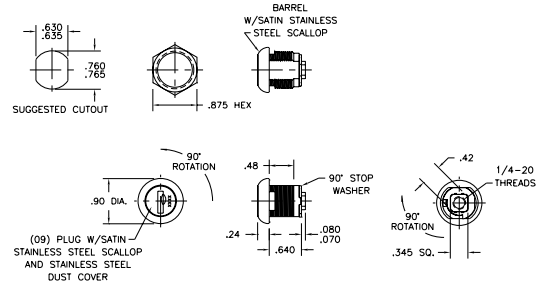
Double-bitted cylinder with lock slide, dust shutter, two keys, nut. Key is removable only in locked position.

For replacement keys, contact Eberhard

No. 7940-51CY

Cylinder with dust shutter, stop washer, nut, 2 keys.

No. 7940-51CY



No. 15621

Cylinder with dust shutter, 2 keys.

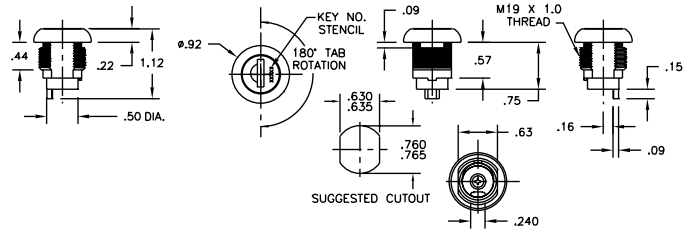
No. 4901-18M

Barrel nut.

No. 15621-DB

Same as 15621 except double-bitted key.

No. 15621



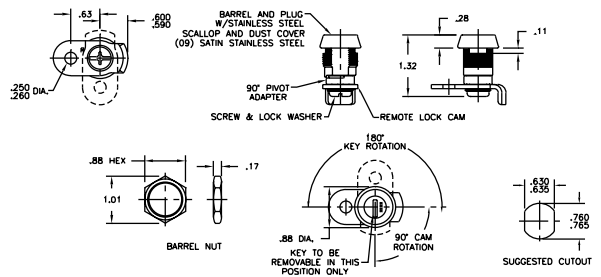
No. 13D-16642-61PR&L

Power cylinder with dust shutter, key, nut, free-floating cam.

No. 14D-16642-61PR&L

Power cylinder with dust shutter, key, nut.

No. 13D-16642-61PR&L



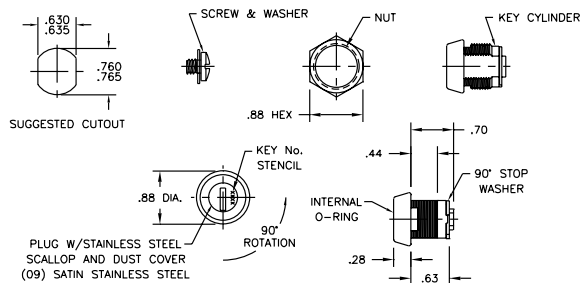
No. 1-4901DB-51CY

Cylinder with dust shutter, stop washer, nut, 2 double-bitted keys.

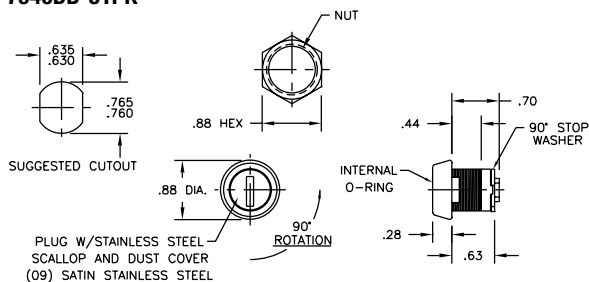
Weight: 1.1 oz.



No. 1-4901DB-51CY



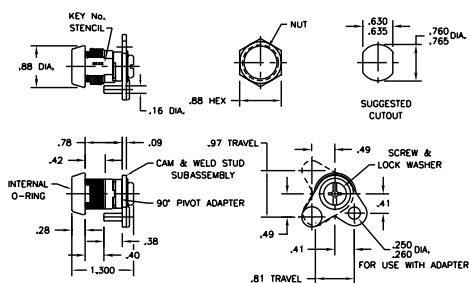
No. 1-7940DB-51PK



No. 1-7940DB-51PK


Cylinder with dust shutter, stop washer, nut, double-bitted key.
Weight: 1.2 oz.

No. 2-7940DB-61U

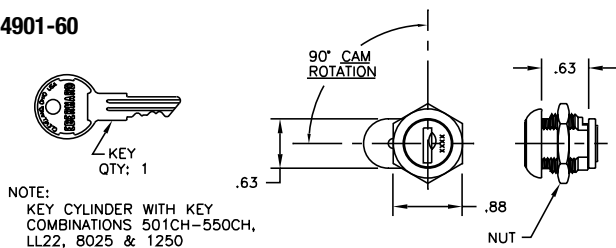


No. 2-7940DB-61U

Power cylinder with dust shutter, double-bitted key, nut, and rod adapter. **(16619-15PK)**



No. 4901-60



No. 4901-61

Cylinder with dust shutter, key, nut.

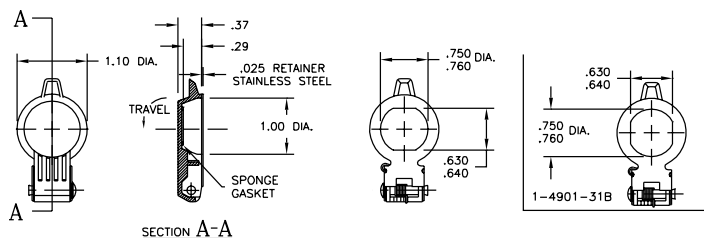
No. 4901-16

Barrel clip.



No. 1-4901-31A/B

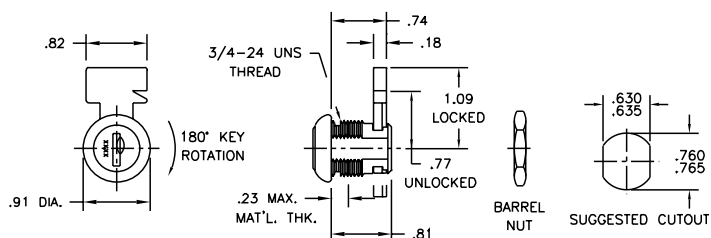
FINISH: BRIGHT CHROME (04)



No. 1-4901-31A/B

Spring loaded key cylinder cover.

No. 560-61P5



No. 560-61P5

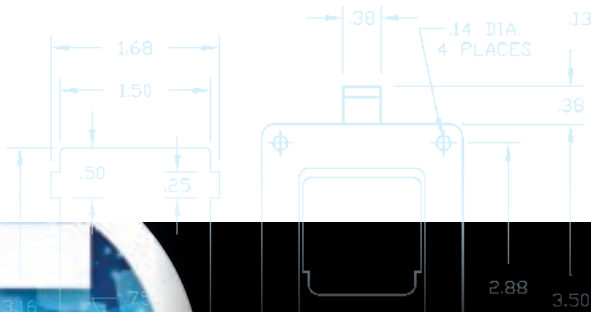
Cylinder with dust shutter, two keys, and nut.

gaskets

section

28

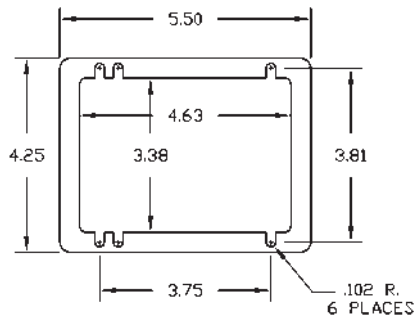
section
gaskets 28



VISION & STYLE

WE'RE CHANGING THE FUTURE

No. 1-4901-25



No. 1-4901-25-01

Flange gasket.

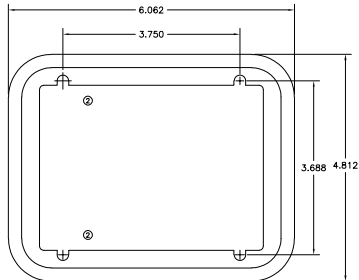
Material: Black EPDM .082" thick.

No. 1-4901Z-25

Flange gasket with .63 radius.

Material: Black EPDM .082" thick.

No. 4901-25

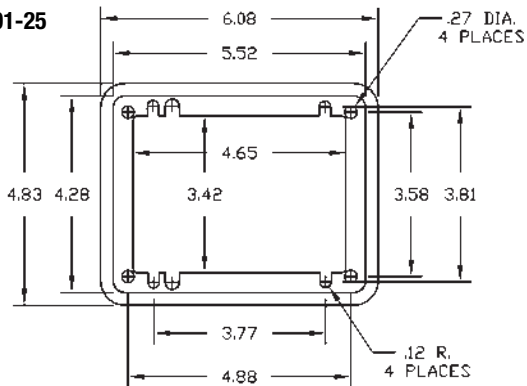


No. 4901-25

Flange gasket.

Material: Black plastic .109" thick.

No. 2-4901-25

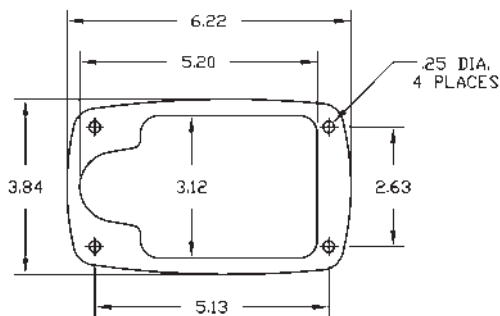


No. 2-4901-25

Flange gasket.

Material: Black plastic polypropylene.

No. 3601-25



No. 3601-25

Flange gasket.

Material: EPDM 60/75 durometer, black .063" thick.

No. 1-3601-25

Flange gasket.

Soft EPDM closed cell sponge, black .188" thick.

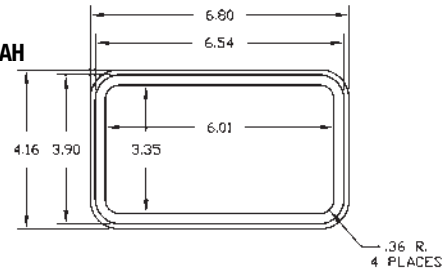
Outside Flange Gaskets

No. 1-9600-15AH (Horizontal) .12" thick.

No. 1-9600-15 AV (Vertical) .16" thick.

Material: Black plastic polypropylene.

No. 1-9600-15AH



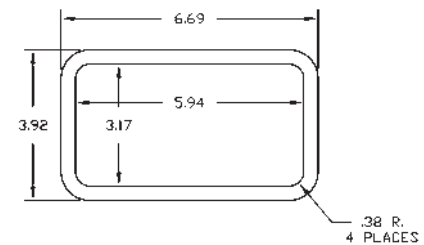
Inside Flange Gaskets

No. 1-9600-15BV (Vertical) .12" thick.

No. 1-9600-15 BH (Horizontal) .12" thick.

Material: Black plastic polypropylene.

No. 1-9600-15BV

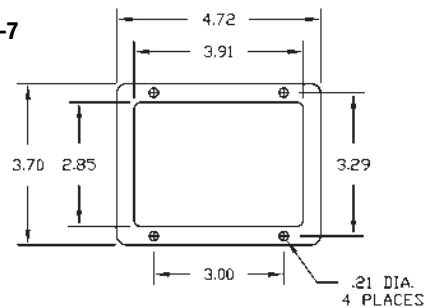


No. 10-8000-7

Flange gasket.

Material: Neoprene, black, 70 Durometer .065" thick.

No. 10-8000-7

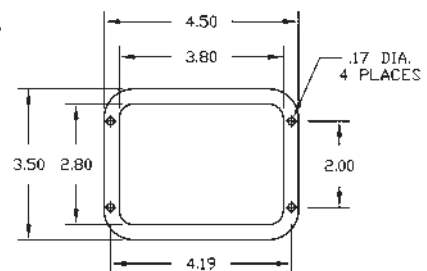


No. 13-8000-7

Flange gasket.

Material: Neoprene, black, 70 Durometer .062" thick.

No. 13-8000-7

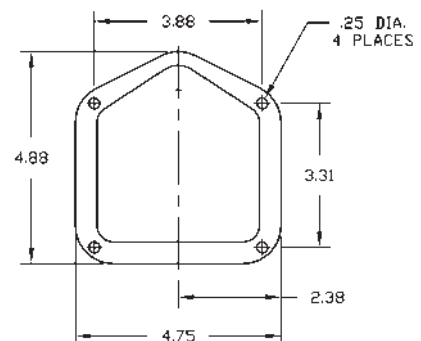


No. 16553

Flange gasket.

Material: Black soft EPDM closed cell sponge .188" thick.

No. 16553



No. 1-16553

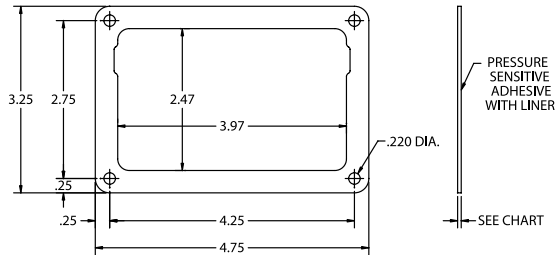
Flange gasket.

Material: Black soft EPDM closed cell sponge .062" thick.

No. 4201-9A

Flange gasket.

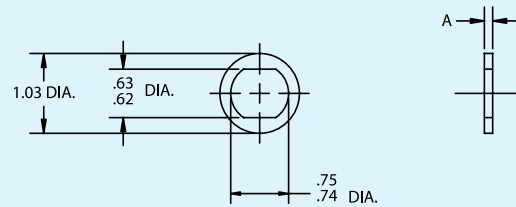
Material: Ethylene propylene, black, .030" thick.



No. 4901-32

Cylinder gasket.

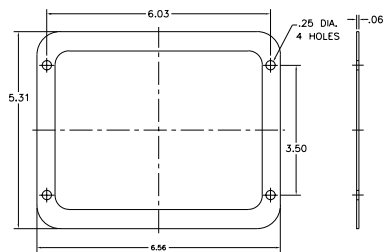
Material: Ethylene propylene, black, .030" thick.



No. 16558

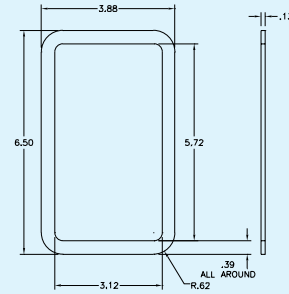
Flange gasket.

Material: Neoprene, black, .06" thick.



No. 3-9872-15

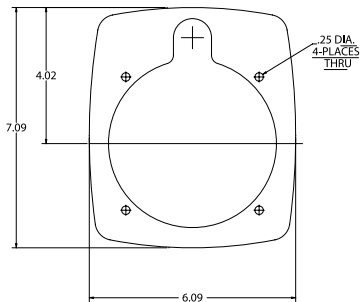
Material: EPDM, black, .125" thick.



No. 9000-10X

Key locking D-ring gasket (large flange).

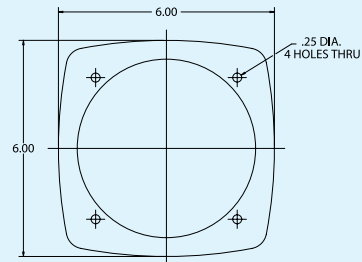
Material: Die cut rubber, black, Buna N to durometer, .045" thick.



No. 9001-10X

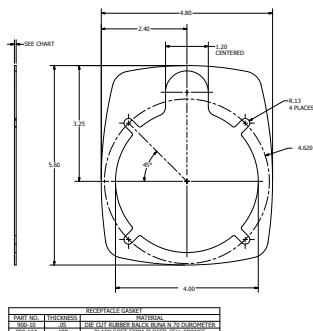
D-ring gasket (small flange).

Material: Die cut rubber, black, Buna N to durometer, .045" thick.



No. 900-10

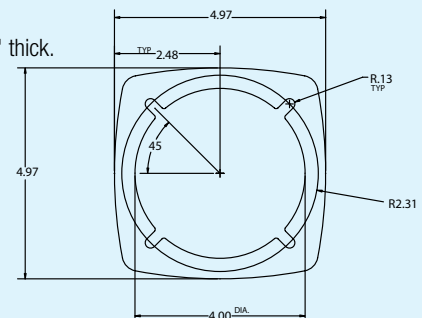
Black rubber, .05" thick.



PART NO.		DESCRIPTION		MATERIAL	
900-10	105	RECTANGULAR	BLACK RUBBER	.05	THICK

No. 901-10

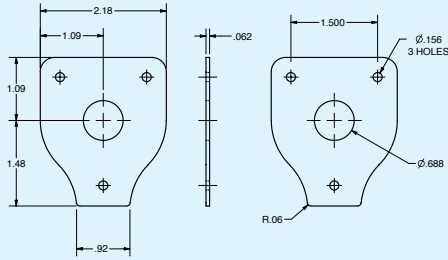
Black rubber, .05" thick.



No. 40-5655-12

Handle gasket.

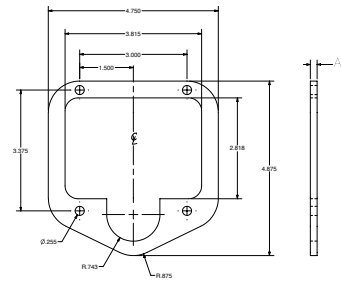
Material: Neoprene, black, .062" thick.



No. 48750-25B

Flange gasket.

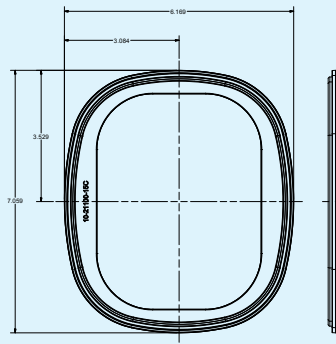
Material: Black soft EPDM, closed cell, .062" thick.



No. 10-21100-15C

Flange gasket.

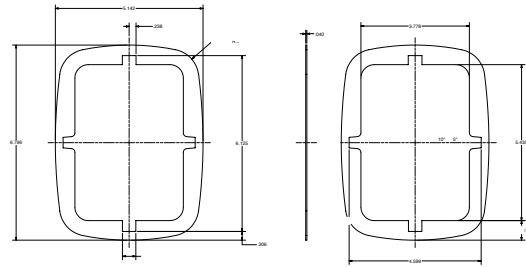
Material: TPU, black.



No. 20000-11

Flange gasket

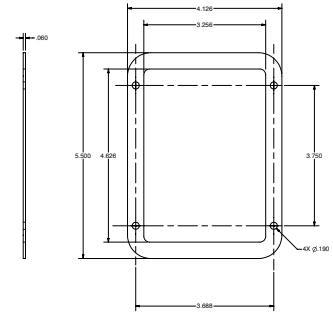
Material: EPDM, closed cell with adhesive, .090" thick.




No. 4975-25

Flange gasket

Material: Black EPDM, .060" thick.



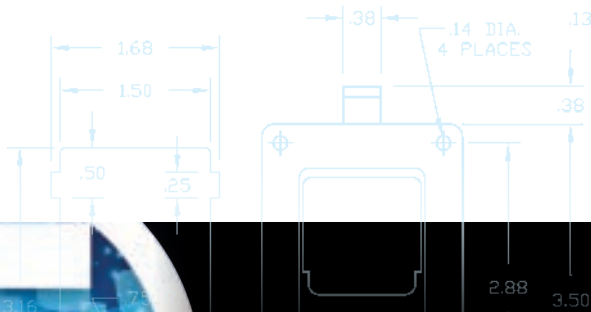


other latches

section

29

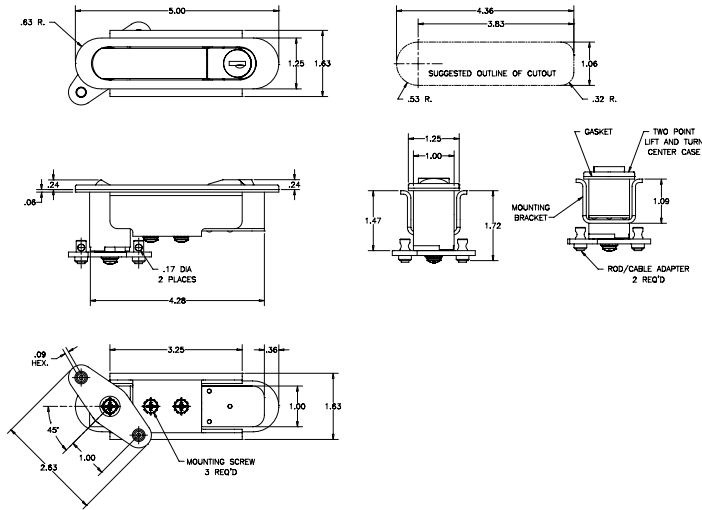
section
other latches **29**



VISION & STYLE

WE'RE CHANGING THE FUTURE

No. 16843-U



No. 16843-U

Two point lift-n-turn assembly available with single-bitted key cylinder, supplied with rod adapters for .17 dia. rods, mounting bracket, and one key.

Finish: Chrome, silver, black powder coat

request quote

No. 2-7652-U

Low profile, key-locking handle that can be used in single or multipoint systems. Ideal for truck caps or tonneau covers where low profile handles are needed. Handle features open area where customer's name or logo can be added, radius handle for ease of opening, 2 keys per handle (H700D-H750D) available, 4" non-threaded shank. Black nylon pull strap available as an option. Shaft adapter (shown in picture) when used with Eberhard rod adapters (No. 1-16619-25PK) will make the single-point handle into a multipoint system. Internal mounting bracket and hardware are zinc-plated. Available in black powder coat or chrome finish.

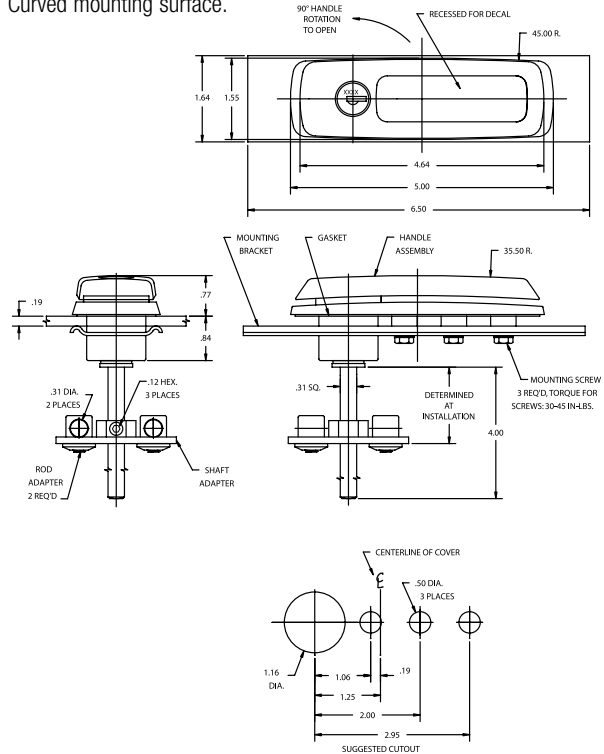


No. 2-7652-U

Straight mounting surface.

No. 2-7650-U

Curved mounting surface.



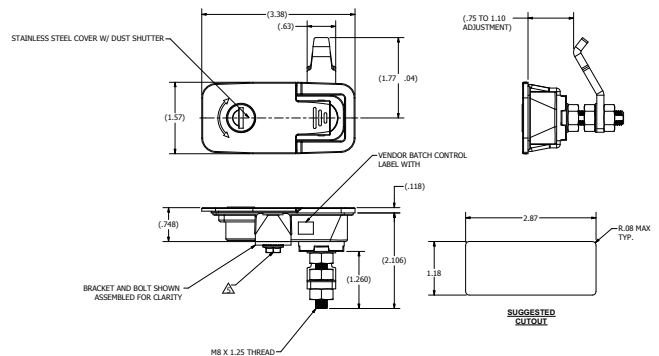
No. 816-K

Key-locking lift-n-turn latch with offset cam. Black textured finish.

No. 816

Non-locking version

No. 816-K





No. 560-82X*

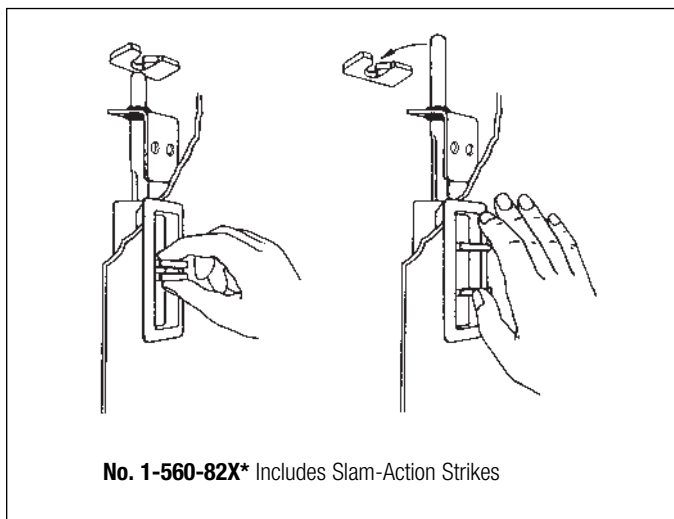
This unique, light-duty 2-point squeeze dead bolt latch is intended for use on lightweight compartment or cabinet doors. It incorporates a zinc center case, 5/16" aluminum rods, and stamped steel guide brackets and strike points.

The latch is readily activated with a simple two-finger squeeze. This retracts the end bolts from the strikes (whether the ones shown or a slam-type strike, such as that illustrated).

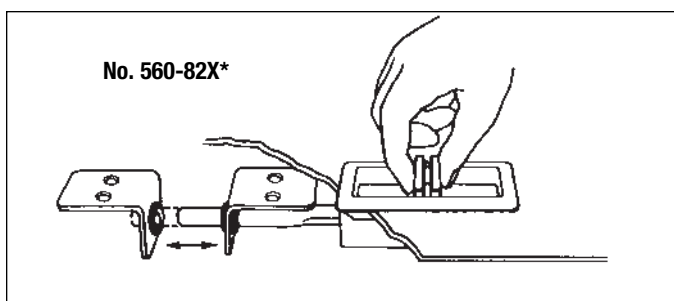
The center case is easily attached by means of a steel mounting bracket using two self-tapping screws.

Weight: 3.25 lbs.

Can be used with adjoining key-locking cylinder **No. 560-61P5**.



No. 1-560-82X* Includes Slam-Action Strikes



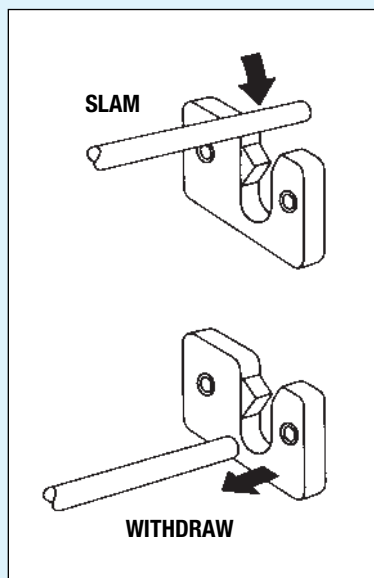
No. 560-82X*

Finish: Available on Center Case: Black, Chrome Bright Polish

Package	560-82X		1-560-82X	
		Qty.		Qty.
Includes:				
Center Cases	2-560-P8	(4)	2-560-P8	(4)
Rod Guides S/A	1-560-51	(16)	1-560-51	(8)
5/16" Dia. AL Rods	AL1-560-5	(8)	AL1-560-5	(8)
Slam-Action Strike	-		561	(8)

Other versions available. Consult factory.

*82X Indicates 4 sets per box.



No. 561 Slam-Action Strike

This strike allows any latching mechanism using 5/16" diameter rods which normally operate as dead bolts to function as a slam/dead bolt.

See page 48 for more slam latch options.

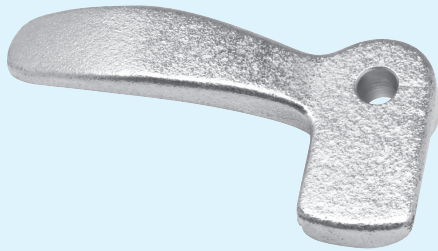
No. 5809-R&L

Heavy-Duty Latch.

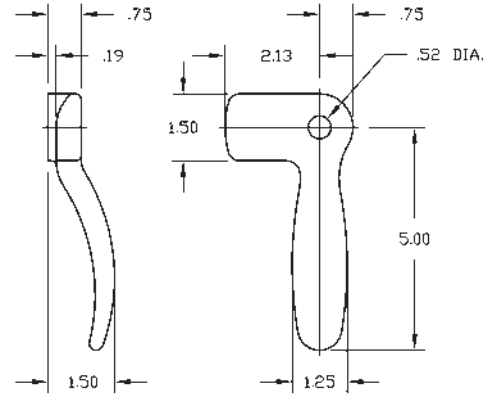


A substantial latch for heavy-duty use on doors, hatches, panels, etc. Simple to attach.

Weight: 1.25 lbs.




No. 5809-R

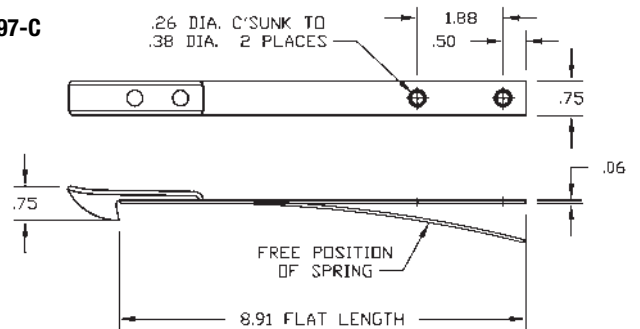


No. 2-5809-R&L

Heavy-duty handle with .65 dia hole.

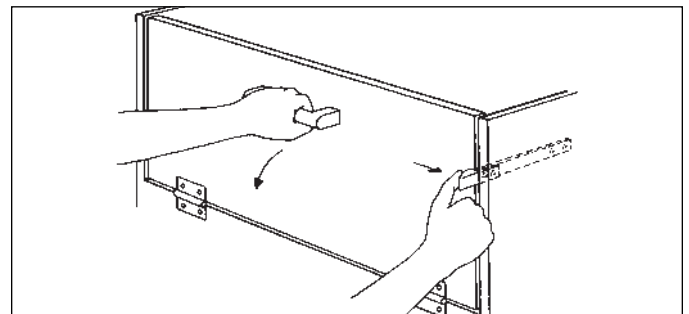


No. 5697-C



No. 5697-C

For use on simple, hinged panels where ready access, minimum fastening, and speedy action are required. Available in E-coat and Plain finish.

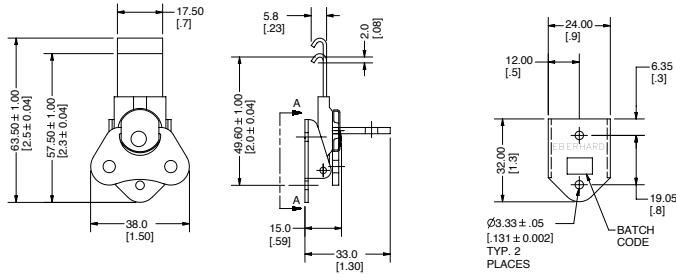


No.	Length	Width	Weight
5697-C	8-7/8"	3/4"	.31 lbs.
5697-D	9-1/4"	3/4"	.38 lbs.
6697-D	9-1/4"	3/4"	.42 lbs.

No. 6697-D

Same as 5697-D except .13" thick spring steel.

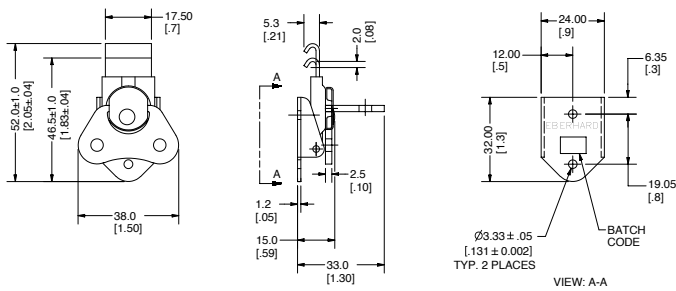
No. 1-62279-SS



No. 1-62279-SS


Stainless steel twist latch assembly with long lever arm ideal for securing lids to boxes, carts, or cases.

No. 2-62279-SS

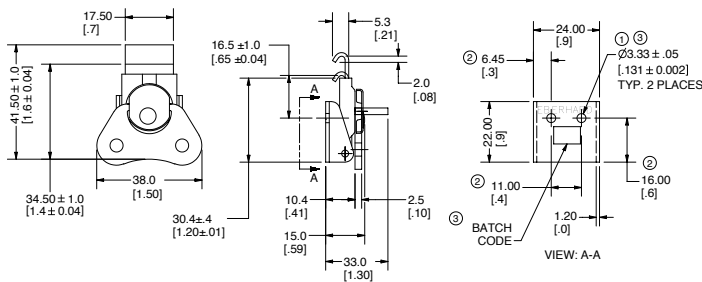


No. 2-62279-SS

Stainless steel twist latch assembly with short lever arm ideal for securing lids to boxes, carts, or cases.



No. 3-62279-SS




No. 3-62279-SS

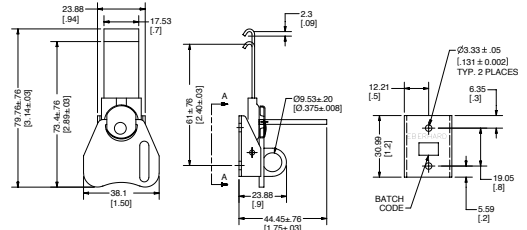
Stainless steel twist latch assembly with short lever arm, hidden mounting holes. Ideal for securing lids to boxes, carts, or cases.

No. 4P-62279-SS

Stainless steel twist latch assembly with extra large lever arm and padlock loop. Ideal for securing lids to boxes, carts, or cases.




No. 4P-62279-SS

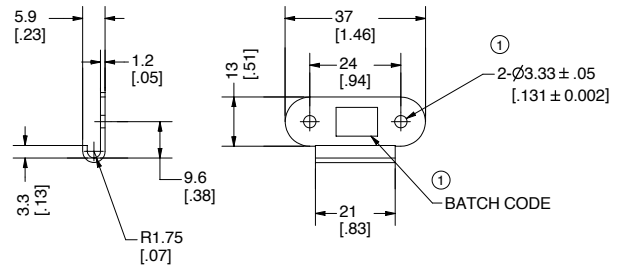


No. 1-62222-SS

Striker with mounting holes.



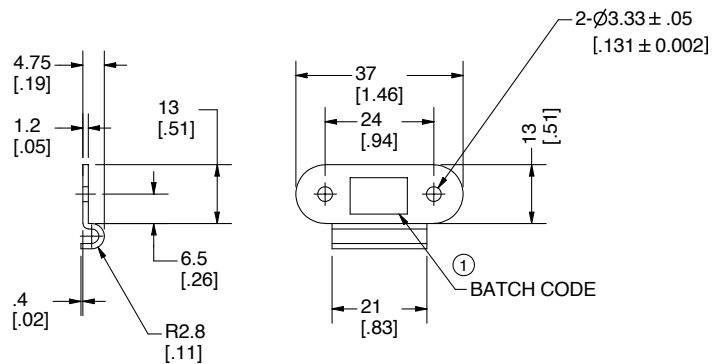
No. 1-62222-SS



No. 2-62222-SS

Striker with mounting holes and offset catch.

No. 2-62222-SS





bus hardware

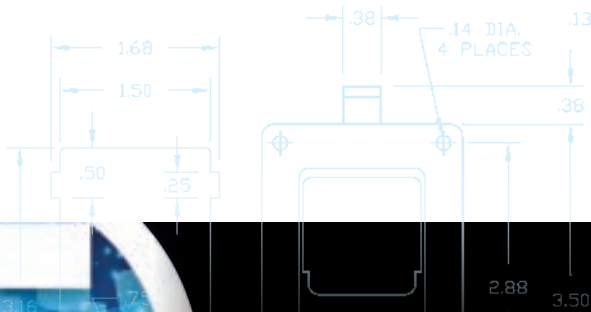
section

30



section

bus hardware **30**




VISION & STYLE

WE'RE CHANGING THE FUTURE



No. 25-C

Door control – single latch type.



Model 25 Series Contemporary Designed Door Controls

The 25 Series Door Control Series provides long-lasting performance and durability for the rugged needs of the school and transit bus market.

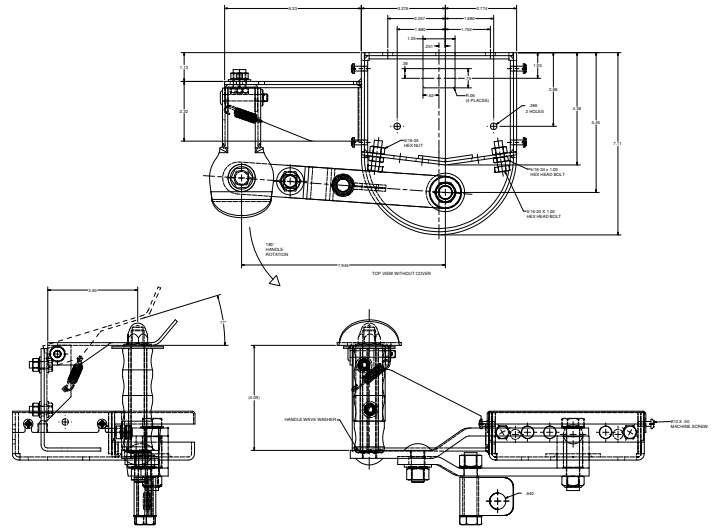
The 25 Series is supplied in black powder coat finish and is available in single- or double-latch versions.

Other features include slim compact construction, easy grip handle with large nylon barrier washer to avoid pinching operator's finger web during activation.

Other Options Models Feature:

- Various rod connecting points
- Security latching
- Inward and outward door opening

No. 25-C




No. 27-UL

Electronic door control with release handle designed to work in your application. Available with or without wire harnesses.

Contact factory for more information.

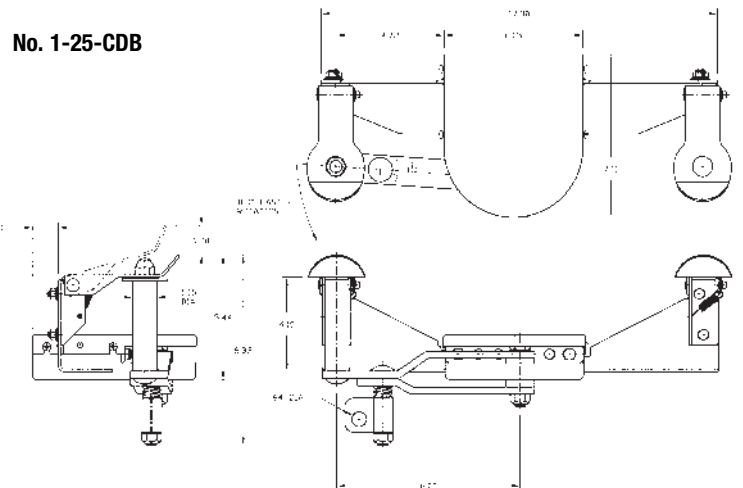
No. 1-25-CDB

Door control – double latch type.




Contact factory for your specific needs.

No. 1-25-CDB



Straight Rod Assembly Shown

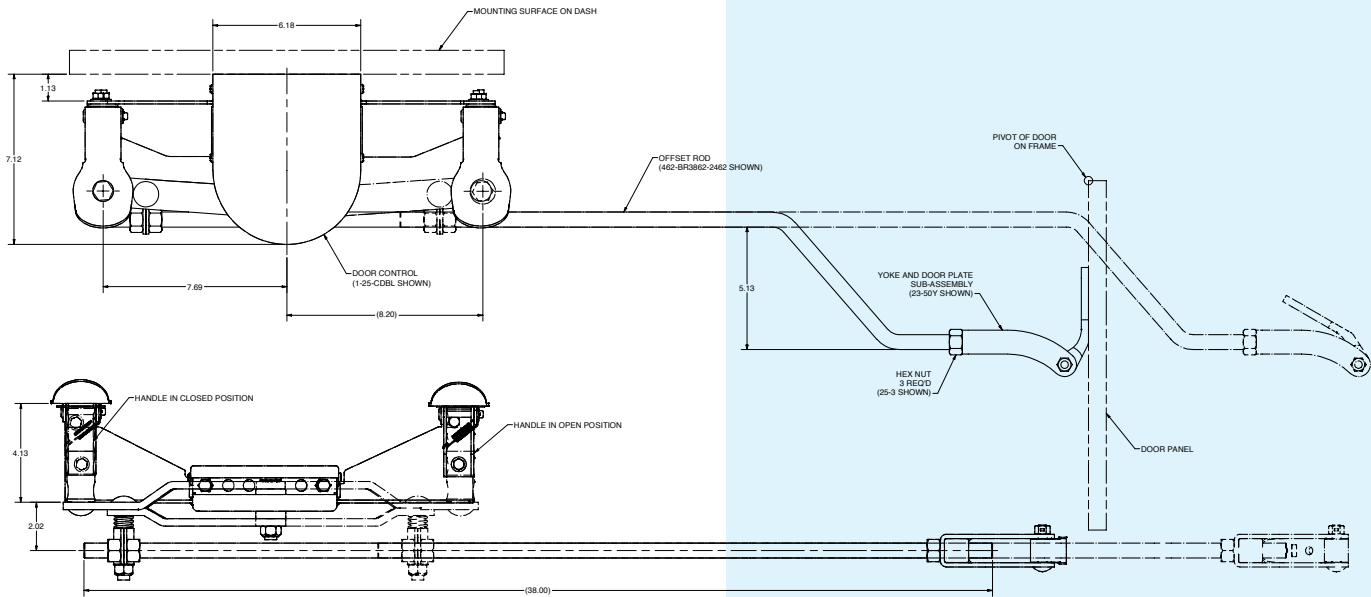


Rod assemblies are provided black powder coated with either both ends threaded or with rod end eye on one end.

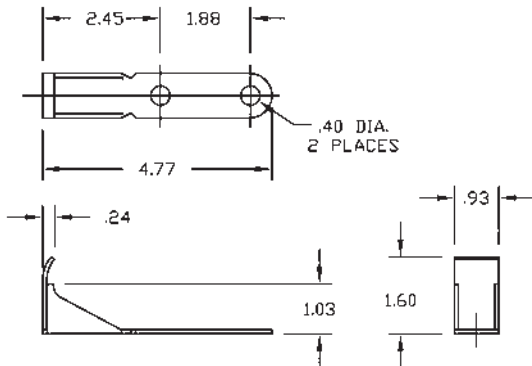
- Powder coated door plate standard.
- Various lengths and offsets.
- Door plate yokes are available (consult factory).
- Straight or offset rods available.

Eberhard can provide various lengths and straight or offset rods to meet specific needs of the application (consult factory).

Typical door setup




No. 22-20

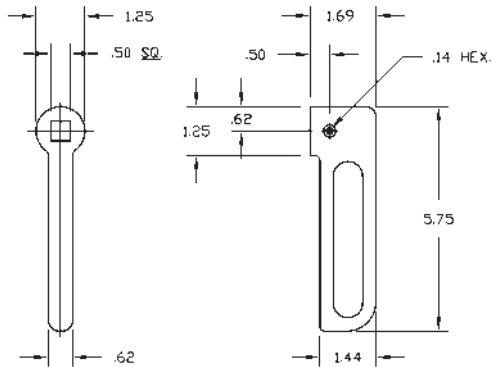


**No. 22-20
Door Plate Shield**

Designed to be mounted under the door plate to reduce the likelihood of a finger or fingers being pinched during door operation.



No. 2390-51



No. 2390-51

Outside web handle.

Available in black powder coat, school bus yellow, or bright chrome finish.

Provided with set screw attached.

Zinc die cast handle with web design to provide easy operation.

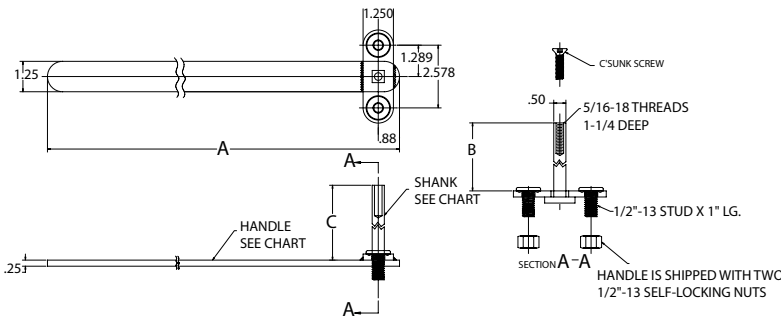
No. 2390-A23

Outside handle – .50 sq. shank with 4.125" length shank.

See page 177 for more options.

No. 16-2390

3-point with shank.



PART NO.	DESCRIPTION	A	B	HANDLE P/N	SHANK P/N	C
16-2390-312	3 PT. 16" INSIDE HANDLE	16"	3.12	16-2390-A7	3-2390-A16	3.37
16-2390-388	3 PT. 16" INSIDE HANDLE	16"	3.88	16-2390-A7	7-2390-A16	4.13
16-2390-400	3 PT. 16" INSIDE HANDLE	16"	4.00	16-2390-A7	7-2390-A16	4.25

No. 2390/2391 Series

Inside bus door handle series.

Available in 12", 16", and 21-1/2" lengths.

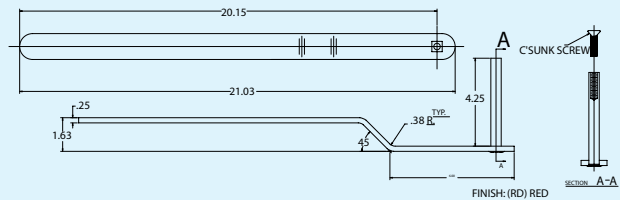
Furnished in red powder coat finish.

Single- and 3-point versions available.

Other options include variable shank lengths and over center handle position (consult factory).

No. 21X-2391-425

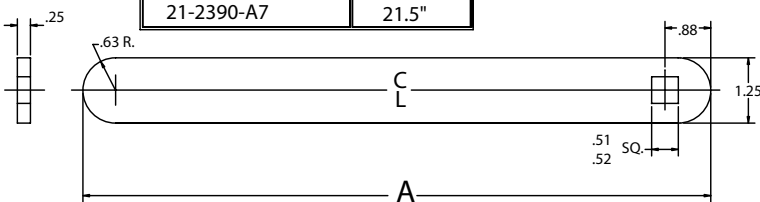
Single-point with shank.



No. 2390-A7

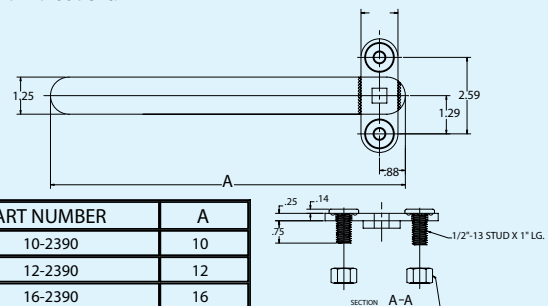
Inside handle.

PART NO.	A
10-2390-A7	10"
12-2390-A7	12"
16-2390-A7	16"
21-2390-A7	21.5"



No. 10-2390

3-point without shank.



PART NUMBER	A
10-2390	10
12-2390	12
16-2390	16
21-2390	21

steps

section

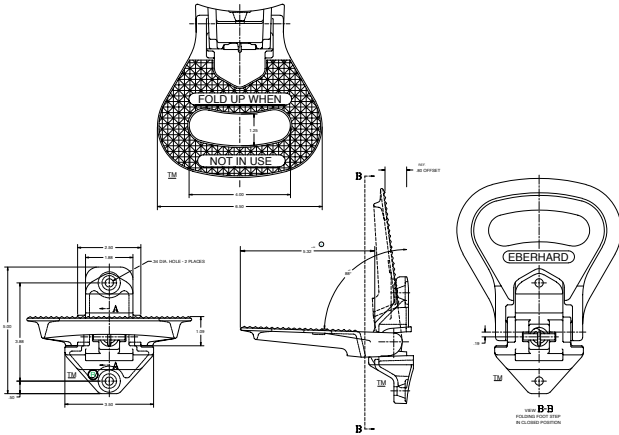
31

section
steps **31**



VISION & STYLE
WE'RE CHANGING THE FUTURE

No. 1-585809




No. 1-585809

Large folding step can be used as a step or handhold. Made of malleable iron for greater strength, it will sustain a maximum vertical static load of 500 lbs. Step features a serrated surface to help prevent skidding and stainless steel spring which allows step to be folded when not in use. Opening is large enough for large gloved hands and meets requirements of the Federal Highway Administration Regulation 49 CFR, Section 399. Weight: 3 lbs.

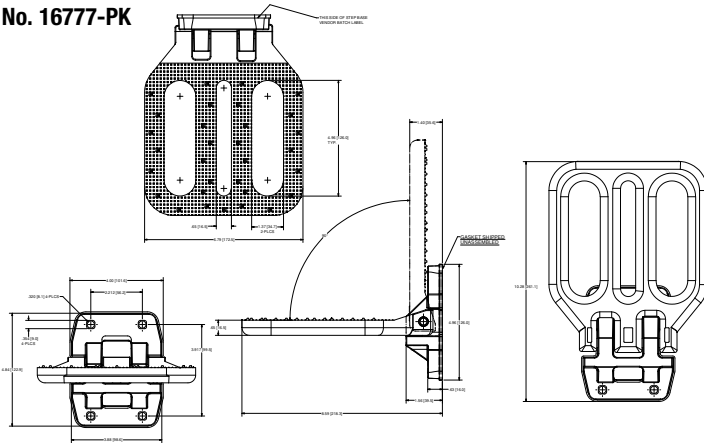
No. 2-585809

With curved mounting bracket.



Product configuration a Registered Trademark

No. 16777-PK

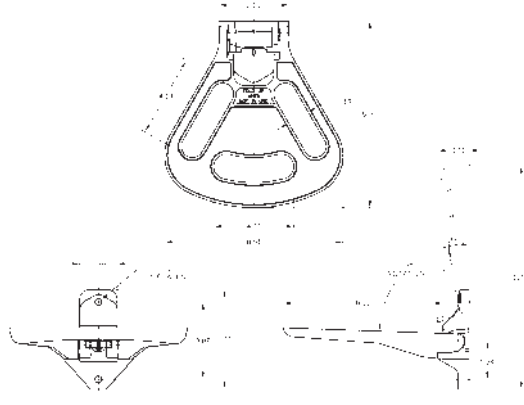


No. 16777-PK

Large square folding step with bright chrome finish and serrated surface to help prevent skidding. Made of die cast zinc alloy to sustain a maximum load of 1000 lbs.

No. 606009

Patented




No. 606009

Extra-large folding step is available in a polished chrome, chrome flash, or cadmium finish. Step will sustain a maximum static load of 1,000 lbs. and conforms to NFPA 1901 standard for automotive fire apparatus 1999 edition sections 13-7.1, 13-7.2, and 13-7.3. Also features a slip-resistant surface and large openings that can be used as a handhold. Weight: 5.3 lbs.

No. 1-606009

4-hole mounting pattern.



miscellaneous

section

32

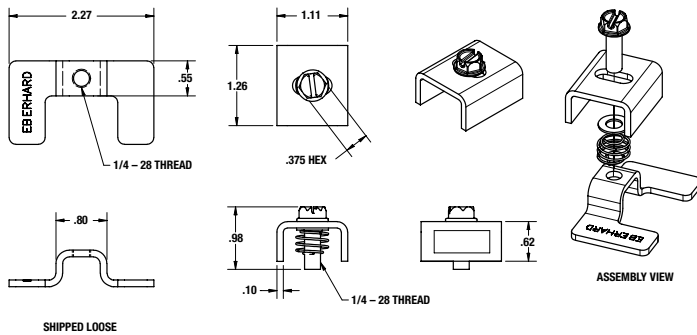
section

miscellaneous **32**




VISION & STYLE
WE'RE CHANGING THE FUTURE

No. 16960

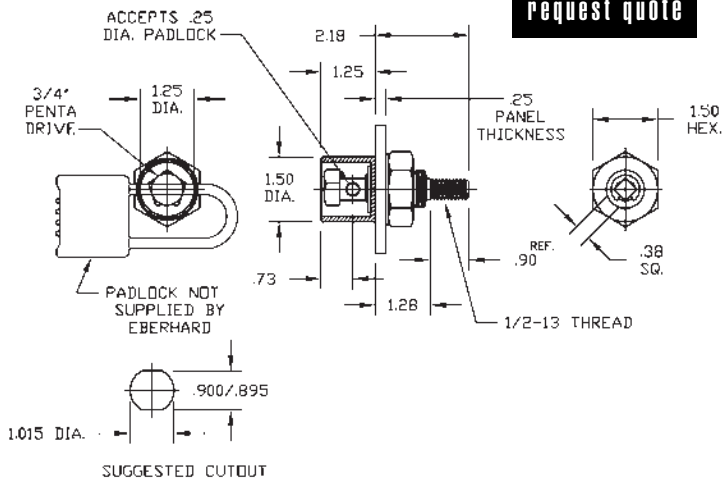


No. 16960

NEMA enclosure clamp kit. Available in carbon steel with zinc finish or stainless steel.




No. 526



request quote

No. 526

This unique latch is used to provide access to lightweight doors and panels, while restricting use to personnel with the appropriate Penta Head tool.



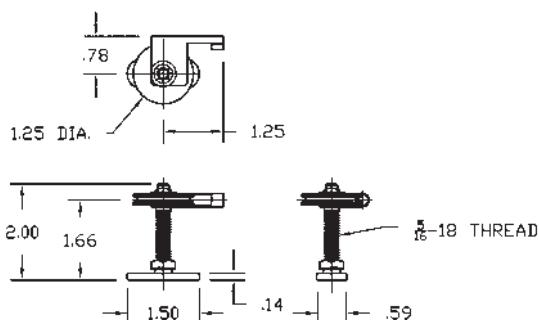
In addition, for an added measure of security, a padlock can be attached through the holes provided in the front housing, thus restricting use of the tool.

The No. 526 security latch is easily assembled by inserting the body through the panel and attaching the hex nut onto the threaded portion of the barrel.

The weight of the entire unit, including the hex nut supplied, is only .31 lbs.


Finish: Zinc-plated steel

No. 4968-55R



No. 4968-55R&L

Larger diameter pulleys for 3/32" dia. cable for smooth, trouble-free operation includes exclusive cable guard to keep the cable in the pulley track. Right-hand cable guard shown.



No. 8-4968-55R&L

Same as 4968-55 R&L with 1-3/16" stud length and nut instead of weld stud.

No. 4968-55X

Horizontal idler pulley with two cable guards.

For doors up to 3/8" thick. Staple has stud for riveting.

No. 4853-XP8

Single-point, padlock type, hasp T-latch.



Dimensions:

1-7/16"	Length inside latch
4-1/4"	Length hasp

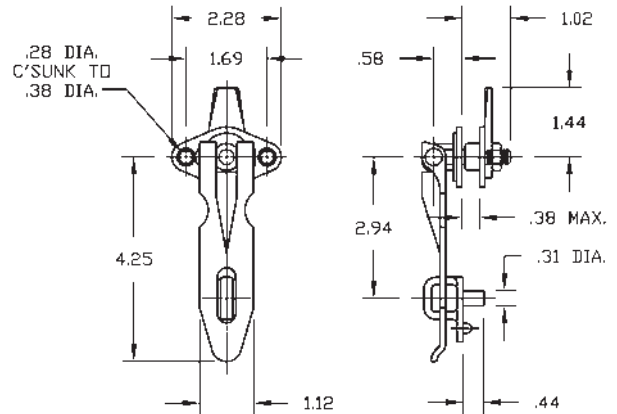
Material: Malleable iron and steel

Finish: Plain

Weight: .56 lbs.

Concealed steel ball and spring retain hasp when padlock is not used.

No. 4853-XP8



No. 4849-BP8

Single-point, padlock type, hasp latch.

Dimensions:

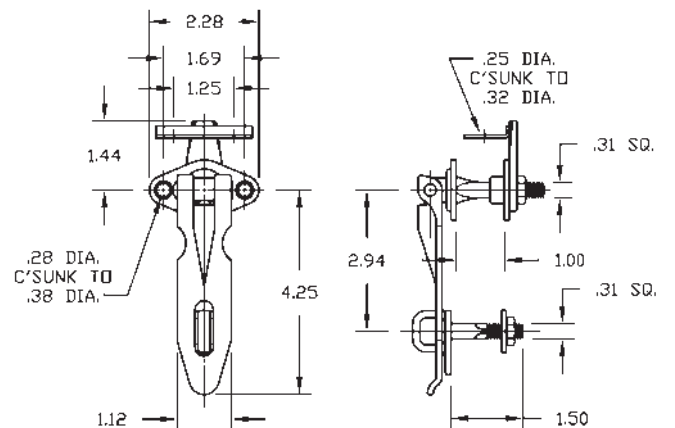
7/8" to 1"	Panel thickness
1-7/16"	Max. length inside latch
1" x 2"	Striker plate
4-1/4"	Length hasp

Material: Malleable iron and steel

Finish: Plain

Weight: .63 lbs.

No. 4849-BP8





No. 1-9967-D

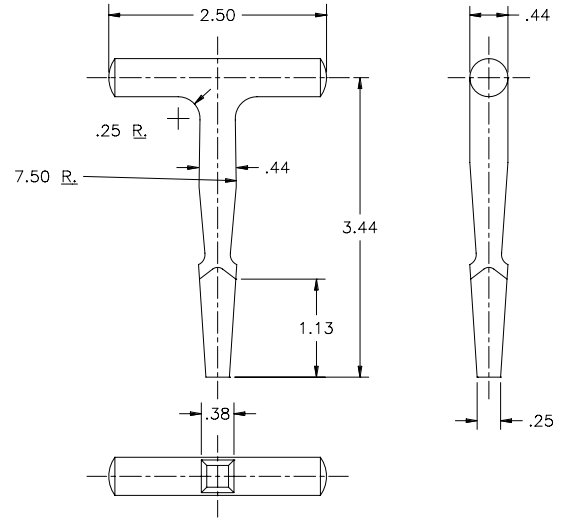
Malleable latch tool.

A simple "key" for activating any latch with a square hole.


Finish: Cadmium

No.	A	B	C	Weight
1-9967-D	3-21/32"	1-1/8"	1/4" to 3/8"	.2 lbs.

No. 1-9967-D



Washers, spacers, or shims up to 6" O.D.




Washers / Spacers

From small to big, thin to thick, we would be pleased to quote on your special requirements. You specify the material – brass, aluminum, carbon, or stainless steel – with or without threaded hole.



Custom stampings and assemblies manufactured to your specifications.



Specialty Stampings & Assemblies

At Eberhard, we would be pleased to service your custom stamping requirements and to assist with your proprietary or common products starting with tooling preparation, to stamping, to assembly and/or welding, to coordinating the final finish requirements.





Electrical Terminal Connectors and Tabs

	No.	Description	Finish	Length	Width	Hole Size
	P2240-3	90° reverse extrusion terminal connector	Nickel	0.465	0.364	10-32
	P2240-4	Flat connector with bar dimple	Nickel	0.562	0.344	10-32
	P2240-7	90° terminal connector	Nickel	0.500	0.344	10-32
	P2240-8	90° terminal connector	Nickel	0.555	0.450	10-32
	P2240-10	Flat connector with square dimple	Nickel	0.569	0.290	8-32
	P2240-11	Flat connector with square dimple	Nickel	0.562	0.344	10-32
	P2240-12	90° terminal connector	Nickel	0.500	0.344	8-32
	P2300-6	.250" flat push on tab	Nickel	0.660	0.296	n/a
	P2300-7	.250" 45° push on tab	Nickel	Tab 0.365 Base 0.285	0.296	n/a
	P2300-8	.250" 90° push on tab	Nickel	Tab 0.394 Base 0.317	0.296	n/a
	P2300-10	Contact blade	Silver	0.562	0.436	n/a
	P2300-16	Fish terminal tab	Nickel	0.534	0.318	n/a

vents, covers, and fans

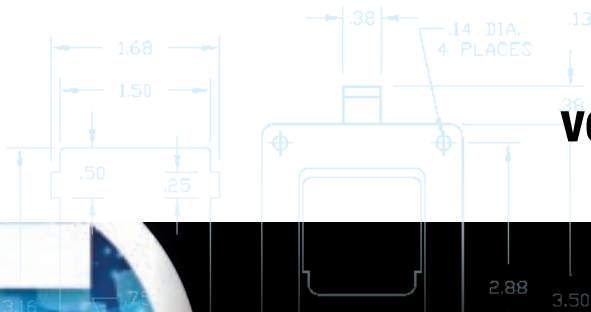
section

33

section

33

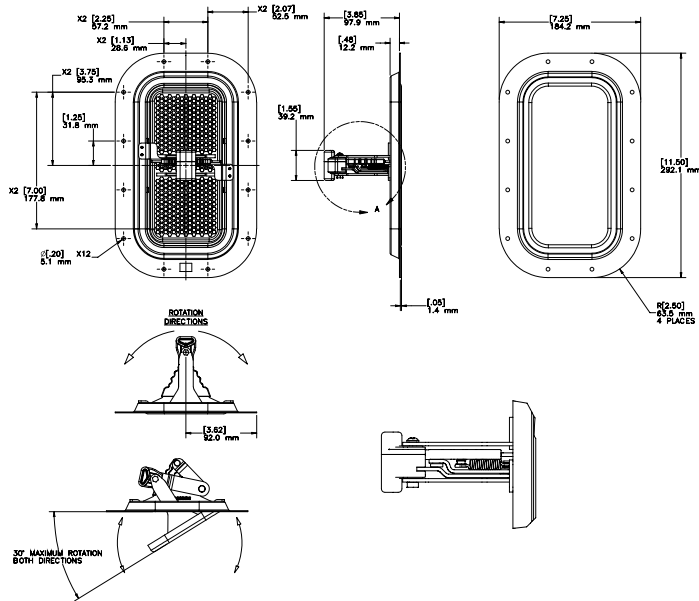
vents, covers, and fans



VISION & STYLE

WE'RE CHANGING THE FUTURE

No. 16948



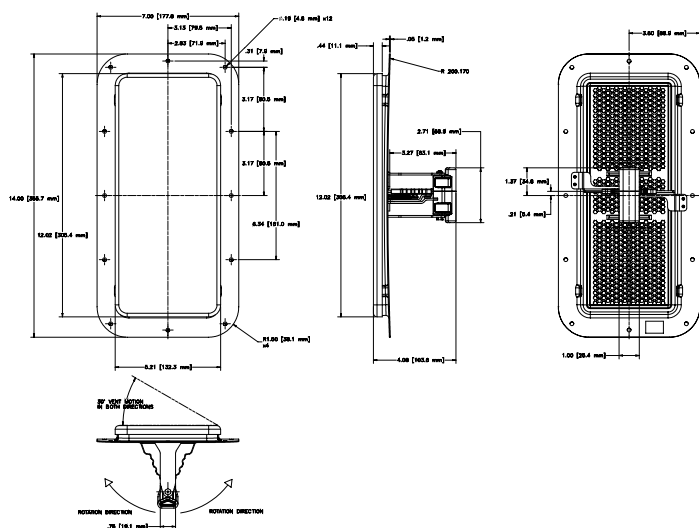
No. 16948

Patented

Two way directional air vent compliant with FMVSS 302 or ISO 3795 standard handle for easier and smoother opening. Black E-coat finish, multiple fixed open positions, flange mounting or custom brackets available, and multiple sizes available. Overall size 11.50" x 7.25".



No. 16956



No. 16956

Patented

Two way directional air vent compliant with FMVSS 302 or ISO 3795 standard die cast handle for easier and smoother opening. Black E-coat finish, multiple fixed open positions, flange mounting or custom brackets available, and multiple sizes available. Overall size 14.00" x 7.00".

No. 16948-28SS

Polished 300 Series stainless steel covers that can be used with the 16948 Series vents. Overall size 8.66" x 4.41", available with different heights. Includes tape for install.



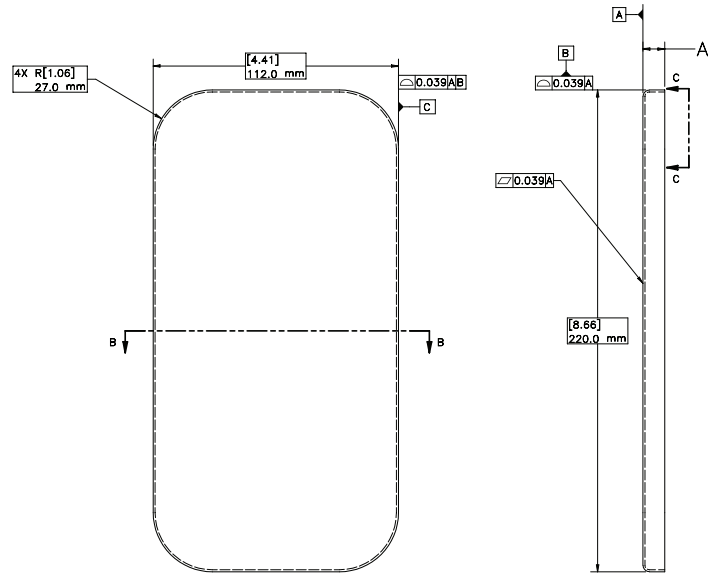
No. 16948-28SS

A = .197"

No. 1-16948-28SS

A = .394"

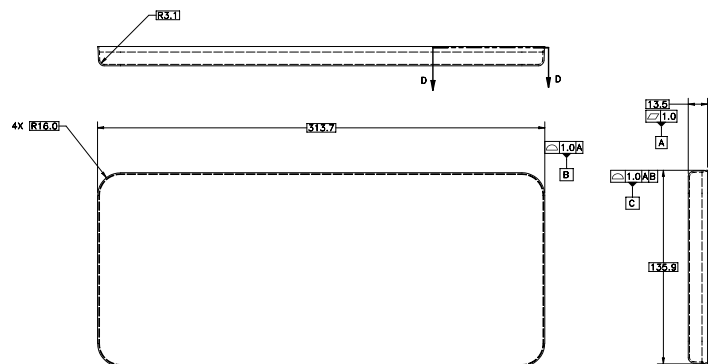
No. 16948-28SS



No. 16956-28SS

Polished 300 Series stainless steel cover that can be used with the 16956 Series vents. Overall size 12.35" x 5.35" available with different heights. Includes tape for install.

No. 16956-28SS

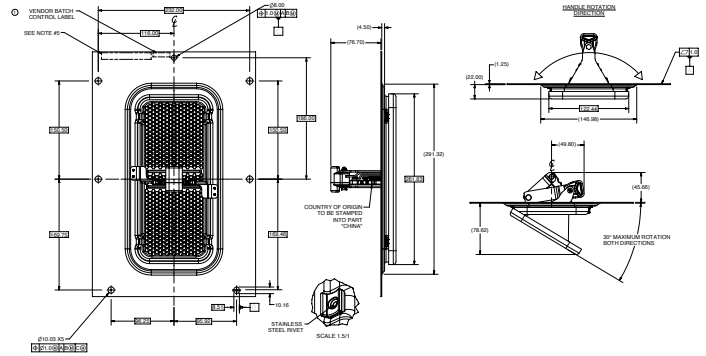


No. 16977

Patented

Two way directional vent assembly with extra large mounting flange, added wear pad design, multiple fixed positions, and black E-coat finish. 14.76" x 9.84" overall size.

No. 16977



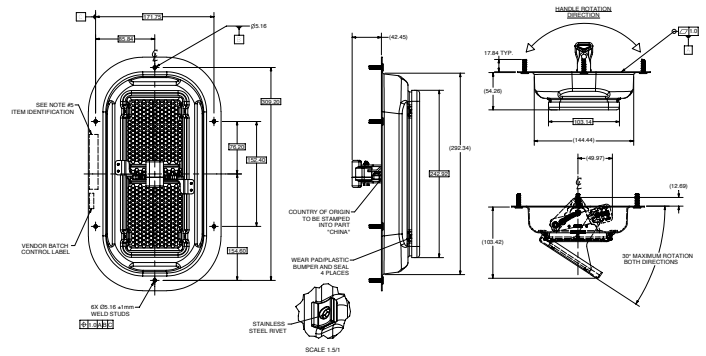
No. 16979

Patented

Two way directional vent assembly with mounting studs, added wear pad design, multiple fixed positions, and black E-coat finish. 13.36" x 7.59" overall size.



No. 16979



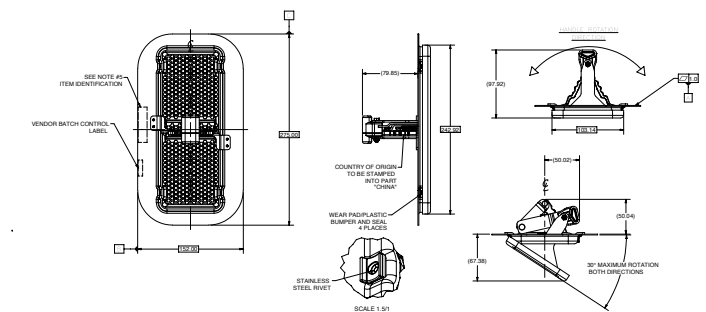
No. 16981

Patented

Two way directional vent assembly with added wear pad design, multiple fixed positions, and black E-coat finish. 10.83" x 5.98" overall size.



No. 16981



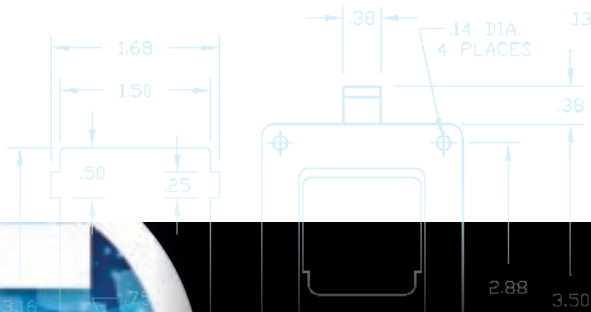
CAD drawing request

section

34

section

CAD drawing request **34**



VISION & STYLE

WE'RE CHANGING THE FUTURE

To get an Eberhard CAD File/Print, please return this completed/signed form by email to:

Eberhard Manufacturing Company

Phone: (800) 334-6706 • Email: sales@eberhard.com

Electronic File Transfer Agreement

Requested By: _____ **Date:** _____

Name _____ Title _____

Company _____

Address _____ City _____ State _____ Zip _____

Phone _____ Fax _____ E-mail _____

End user's CAD system _____

Eberhard Sales Contact (For Current Customers) _____

Requested Information:

Drawing P/N _____ Description _____

Requested Format (Check Box):

Media Format: E-mail CD Fax

Drawing Format (Pending Availability):

2D: AutoCAD Release 14 DWG AutoCAD Release 12 DXF Adobe PDF

3D: Inventor Release 11 STEP IGES

Use of Eberhard files constitutes acceptance by you and your company of the following terms of this agreement.

Electronic Confidential Notice:

The CAD files, drawings, designs, specifications and engineering information disclosed hereon are the property of EBERHARD MANUFACTURING COMPANY and are not to be disseminated. These files are loaned in confidence and then only for consideration of the matter disclosed hereon. Use of these CAD files and drawings will always constitute representation of our entire drawing border and the information within. In accepting loan of these files, recipient agrees to keep them and the matter disclosed hereon in confidence, and not use nor permit their use in any way detrimental to EBERHARD MANUFACTURING COMPANY, division of The Eastern Company, 21944 Drake Road, Strongsville, OH 44149-9712.

In acceptance of these terms, sign and return this letter by email, retaining your file copy.

Upon receipt of your confirmation acknowledging your acceptance of these terms, a CD/e-mail/fax containing the above stated files will be forwarded to your attention.

Name (Printed/Typed) _____ Title _____

Signature: _____

For Internal Use Only	LOG No.
-----------------------	---------

finish codes

section

35

section

finish codes **35**



VISION & STYLE

WE'RE CHANGING THE FUTURE

Below is a list of some of the finishes we use on our products. We also offer custom finishes per customer specs so if you don't see the finish you are looking for please let us know.

CODE	DESCRIPTION
AS	Anodized Satin
BC	Black – CARC Topcoat
BD	Dorritech/Black – CARC Topcoat
BE	Black Exterior Powder
BG	Bearing Grease
BI	Black Interior Powder
BL	Black Paint
BP	Blue TGIC Polyester Powder
BU	Xylan® 1070/524 Deep Medium Blue
CL	Clear Powder Coat
CP	Bright Chrome Plastic (SC2)
CS	Camaro Silver
DB	Dorritech (Magni 575 Black)
DG	Dorritech / Green – CARC Topcoat
DMB	Dorritech Magni Black (Magni 565 Military Black)
DMG	Dorritech Magni Green (Magni 565 Military Green)
DMT	Dorritech Magni Tan (Magni 565 Military Tan)
DN	Dorritech / Tan – CARC Topcoat
DT	Dorritech (Magni 560/565 Silver Gray)
DW	Dorritech / White – CARC Topcoat
EP	Electro-polished
FG	Forest Green – CARC Topcoat
GB	Gloss Black Plastic
GM	Gloss Metallic
GR	Green – CARC Topcoat
GY	Gray Plastic
MB	Matte Black Plastic
MW	Matte White Plastic
NB	Nickel with Black Chromium
NV	Non-vibrated
OD	Olive Drab, Semi-Gloss, Enamel Paint
PA	Polished Aluminum
PB	Polished Bright
PG	Pre-galvanized
PH	Parchment Molded Plastic
PO	Orange Polyester (Glossy)
PR	Primer/Paint
PW	White Polyester (Full Gloss)

CODE	DESCRIPTION
RB	Red Baron TGIC Polyester Powder
RD	Little Red Wagon Powder
SBG	SeeBee Olive Drab Green – Polyurethane
SG	Slate Gray Molded Plastic
SL	Satin Brass (Lacquered)
SP	Velour Nickel w/Electro Chrome Plastic (SC2)
SY	Safety Yellow Matte Plastic
ST	Black Polyester TGIC Santex
TD	Hot Tin Dip Plating
TN	Tan – CARC Topcoat
TW	Tumbleweed Molded Plastic
WC	White – CARC Topcoat
WH	White Paint
WW	Winter White Paint
YN	School Bus Yellow Powder
Y1	Regal Yellow Powder
ZC	Zicollum
01	Plain
02	Cadmium
03	Bright Duplex Nickel Chrome (SC3)
04	Bright Chrome (SC2)
05	Chrome Flash Duplex Nickel (SC3)
06	Chrome Satin (SC2)
07	Eberguard I Cadmium w/Polymer
08	Exterior Bright Polished Chrome (SC4)
09	Satin Stainless Steel
10	Bright Stainless Steel
11	Nickel
12	Stainless Steel Tumbled
13	Hot-Dip Galvanize
17	Eberguard III Cadmium w/Double Polymer
18	QQ-P-416 T-2, C-2 (Olive Drab)
19	QQ-P-416 (Gold, Yellow)
20	Plain and Chrome
21	Plastisol
22	Passivated Stainless Steel
23	E-coat (.0004/.0008)
23C1	E-coat (.0002 min.)

CODE	DESCRIPTION
23C2	E-coat (.0004 min.)
24	Electroplated Zinc (.0005) (SC3) w/Sealer
25	Electroplated Zinc (.0002) (SC1)
26	Electroplated Zinc (.0003) (SC2) w/Sealer
28	Plain and Chrome Flash
29	Zinc Galvannealed Steel
30	Black Powder (Poly Semi-Gloss)
31	Black Powder – Bright Chrome
32	Black Powder – Bright Stainless Steel
33	Black Powder – Satin Stainless Steel
34	Bright Chrome – Bright Stainless Steel
35	Black Powder (Textured) – Chrome
37	Eberguard II Zinc w/Polymer
38	Satin Brush Chrome (SC2)
39	Poly Lube BPL-211
40	Light Phosphate and Oil
42	Black Powder (Textured)
43	Black Oxide w/Oil
44	Pickle and Non-Water Base Oil
45	Eberguard II and Plain
50	Zinc Galvannealed & Satin Stainless Steel
51	Electro Polish Stainless Steel
52	Mechanical Zinc
52BL	Mechanical Zinc with Black Chromate
53	E-coat (.0004)/Black Powder (Poly Semi-Gloss)
54	Fluorocarbon Coating (Tumbled, Dip, Spin)
55	Dry Moly Film Lubricant
56	Copper Flash
57	Copper Flash and Electro Zinc
59	Plain and Hot-Dip Galvanized
62	Grit Blasted
64	Zinc w/Yellow Converter (.0002)
65	Zinc w/Yellow Converter (.0005)
66	Bright Dip Chromate
67	Zinc w/Bronze Chromate (.0002)
68	Everlube 6102G (.0005) GM 6046
69	Fluorocarbon Coating (Hand Sprayed)
70	Steel

CODE	DESCRIPTION
71	Everlube Plus
72	Zinc MM91 (.0003)
73	Zinc w/Black Chromate (.0005) (SC3)
74	Zinc-Cobalt Gloss Black Chromate
75	Zinc w/Japanese Green Chromate (.0005) (SC3)
76	Fluorocarbon Coating (.0008 Hand Sprayed)
77	Electroless Nickel
79	Anneal
80	Raw Material
81	Heat Treat
82	Chemical Conversion Coating
83	Cadmium w/Black Chromate
84	Black Cadmium Baked w/Clear Lacquer
85	Cadmium with Yellow Chromate & Sealer (.0004)
86	Cadmium with Yellow Chromate & Sealer (.0009)



index

section

36

section
index **36**



VISION & STYLE
WE'RE CHANGING THE FUTURE

Part No.	Page No.	Part No.	Page No.	Part No.	Page No.	Part No.	Page No.	Part No.	Page No.
1-7		108		5-206-XUR&L	3	71-231-R/L	59	19-240-10	65
1	76	1-108-U	97	12-206-UR&L	3	71-231-R&L	51	20-240-10	65
2	76	118		12-206-XUR&L	3	74-231-BR/BL	59	21D-240-AR	57
3	76	118-31	164	206	80	75-241-MR	55	21-D240-AR&L	57
4	76	118-63	164	206-15	11, 47, 96, 97	77-231-MR	55	21D-240-AR/L	59
5	76	130		206-UR&L	3	77-231-MR/ML	59	21D-240-AR&L	57
6	76	2EC-130-KP8	19	206-XR	2	77-231-MR&ML	55	22-240-R/L	59
7	76	ECL-130-KP8	19	206-XUR&L	3	87-231-R	54	23-240-R/L	59
22-20		ECL-130-P8	19	207		88-231-R	59	24-240-R/L	59
22-20	316	138		1-207-UR&L	3	88-231-R/L	59	24-240-R&L	57
25		138-31	163	1-207-XUR&L	3	231	54	27-240-52	65
1-25-CDB	315	140		2-207-UR&L	3	240		66-240-BR/L	59
25-C	315	8C-140-R	50	2-207-XUR&L	3	1-240-NTR/L	59	67-240-R	57
50		8C-140-R/L	59	5-207-UR&L	3	1-240-R	51	67-240-R/L	59
6-50	141	8C-140-R&L	50	5-207-XUR&L	3	1-240-R/L	59	67-240-R&L	57
DC1-50-P8	143	140-10	50	8-207-UR&L	3	1-240-R&L	51	240	51, 52
DC2-50-P8	143	149		207-UR&L	3	1-240-SSR/L	59	240-29	63
DC-50-P8	143	3-149-SS	257	207-XUR&L	3	1-240-SSR&L	51	240-52U ...	51, 52, 53, 57, 65, 262
88T		150		218		1-240-UR/L	59	240-R	51
1-88T	30	3-150-SS	257	218-44	163	1T-240-10	65	240-R/L	59
1-88T-2C121-183	30	158		220		1T-240-52U	64	240-R&L	51
90		158-44	163	10-220-UR	59, 62	2-240-MR	51	D-240-53R	57
90	79	164		10-220-UR&L	62	2-240-MR/L	59	D-240-53R&L	57
90-U	79	164	166	16-220-50R	62	2-240-NTR/L	59		
91		165		230		2-240-NTR&L	51	241	
2-91-U	79	165	167	8-230-R/L	59	2A-240-R&L	51	1-241-R/L	61
91-50	79	166		8A/B-230-BR/L	59	3-240-10	64	1-241-R&L	51
91-U	79	2-166-AH	166	17A-230-BR	53	3-240-52U	64	1-241-SSR/L	61
98		2-166-CH	167	17A/B-230-B R/L	54	3-240-53U	63	1-241-SUR/L	61
98L-1C701-091	172	2AL-166-AH	166	17A/B-230-BR/L	59	4-240-52	64	2-241-MR/L	61
98L		166-A	167	29-230-R/L	59	4H-240-10	64	2-241-MR&L	51
98L	172	166-AH	167, 195	87-230-R&L	54	8-240-BR/L	59	2-241-R/L	61
98L-1C700-091	172	166-C	166	230	54	8-240-R	52	5-241-SSL	61
98L-2C510-400	172	166-CH	166	ECL-230-KP8	19	8-240-R/L	59	6-241-R/L	61
98L-2F505-400	172	170		ECL-230-P8	19	8-240-R&L	52	7X-241-AR	53
98L-2F515-400	172	1-170	159	231		8-240-SSR/L	59	7X-241-AR&L	53
99		170	158	8-231-R/L	59	8-240-SSR&L	52	7X-241-R/L	61
99L	10	172		8A/B-231-BR/L	59	8-240-SSUR/L	59	8-241	52
99L		3-172	158	11-231-R/L	59	8-240-UR/L	59	8-241-R/L	61
99L	172	172	158	17-231-R/L	59	8D-240-R/L	59	8-241-SSR/L	61
99L-1C-091	172	172-SS	158	17-231-UR	54	8E-240-R/L	59	11-241-R/L	61
106		174		17-231-UR&L	54	8X-240-BR/L	59	11-241-R&L	52
1-106-15	47, 97	2X-174-A	227	17A/B-231-R/L	59	8X-240-R/L	59	13-241-BR/L	61
1-106-U	97	193		18X-231-AR	53	11-240-R	52	17A-241-R/L	61
3-106	96	193-U	88	18X-231-AR/L	59	11-240-R/L	59	25-241-AR	61
3-106-U	96, 97	200		18X-231-BR/L	59	11-240-R&L	52	26-241-MR&L	54
3T-106-U	97	2-200	50, 59	19-231-R/L	59	12-240-R	52	26-241-NTR	54
6-106-U	97	200	50, 59	19A/B-231-R/L	59	12-240-R/L	59	26-241-NTR/L	61
7-106-UR&L	97	200-SS	50, 59	19B-231-R&L	53	12-240-R&L	52	31-241-SSL	56
9-106-U	97	206		20A/B-231-R/L	59	14-240-R/L	59	75-241-MR	61
10-106-UR&L	97	1-206-UR&L	3	27A/B-231-R/L	59	15-240-52	64	75-241-MR&ML	55
106-15	47	1-206-XUR&L	3	28-231-AR/L	59	15-240-NTR	59	78-241-MR	55
106-U	96, 97	2-206-15	47	30A/B-231-R/L	59	16-240-52	62	78-241-MR/L	61
107		2-206-UR&L	3	38-231-R/L	59	17-240-52	65	78-241-MR&ML	55
3-107-U	97	2-206-XUR&L	3	38X-231-R/L	59	18-240-52	64	80-241-MR	55
4-107-UR&L	97	3-206-15	11, 47	41A-231-ER&L	51	18B-240-BR/L	59	80-241-MR/L	61
7-107-UR&L	97	5-206-UR&L	3	51A/B-231-ER/EL	59	18X-240-BR	53	80-241-MR&ML	55
				64-231-BR/L	59	18X-240-BR/L	59	82-241-MR/L	61
						18X-240-BR&L	53	83-241-MR/L	61

Part No.	Page No.	Part No.	Page No.	Part No.	Page No.	Part No.	Page No.	Part No.	Page No.
84-241-R.....	55	6-300-R&L.....	67	AL-400-28.....	46, 63	472	3-472-SS.....	254	520
84-241-R/L.....	61	7-300-R&L.....	67	AL-400-53U.....	46		18-472-SS.....	254	520-ACU.....
84-241-R&L.....	55	8-300-R&L.....	67	D-400-5.....	7				520-X66.....
85-241-R.....	55	9-300-R&L.....	67	D-400-53.....	7	475	1-475-R.....	9	520-XA.....
85-241-R/L.....	61	16-300-R.....	67	D-400-R.....	7		1-475-R&L.....	9	520-XB SLOTTED.....
85-241-R&L.....	55	19-300-R&L.....	67	D-400 R&L.....	7		1T-475-R&L.....	9	520-XC SLOTTED.....
89-241-R/L.....	61	20-300-R&L.....	67	D-400-U R&L.....	6		2T-475-R.....	9	521
89-241-R&L.....	56	39-300-R&L.....	67	IT-400 R&L.....	6		3T-475-R&L.....	9	3-521-MA.....
241.....	51, 52	300 31, 33, 63, 140, 260, 269		401			5T-475-MR&L.....	9	521.....
241-R/L.....	61	304		1-19401-R&L.....	13		6-475-R&L.....	9	521-XA.....
241-SSR/L.....	61	304.....	230	401-BR.....	190		6T-475-R&L.....	9	521-XB HEX.....
241-UR/L.....	61	349F248		19401-MR&ML.....	13		7T-475-R.....	9	521-XC HEX.....
F8X-241-R/L.....	61	349F248.....	204	410			7T-475-R&L.....	9	522
242		349F258		19410-R&L.....	13		475-29.....	46	522-X66.....
2X-242-A.....	138	349F258.....	204	411			475-52U.....	9, 11, 46	522-XA.....
3-242-R/L.....	61	384		19411-R&L.....	13		AL3-475-53U.....	46	522-XB.....
4-242-UAR.....	61	384-A.....	317	430					522-XC.....
4-242-UR.....	61, 62	400		1EC-430-KP8.....	20	476	T-476-R.....	15	526
5-242-R/L.....	61	1-400 R&L.....	6	2EC-430-KP8.....	20		T-476-R&L.....	15	526.....
5-242-XR/L.....	61	1-400-R&L.....	4	ECL-430-KP8.....	20				530
8-242-R/L.....	61	1D-400-R.....	7	ECL-430-P8.....	20				1ECL-530-KP8.....
8-242-R&L.....	62	1D-400-U R&L.....	6	433					ECL-530.....
10-242-UR.....	61, 62	1T-400 R&L.....	6	1-433.....	217				ECL-530-KP8.....
243		2T-400-52 .5, 6, 8, 11, 46, 68,	261	2-433.....	217				ECL-530-P8.....
243-MR/L.....	61	434		434.....	216				534
245		434.....	216	434-K.....	216				534.....
8-245-SSR.....	61	435		435					534-61-P5.....
247		435-K.....	216	435-K.....	216				534C.....
8-247-BR.....	56	436		436-K.....	216				534C-K.....
8-247-BR&BL.....	56	437		437					534-X.....
8-247-BR/L.....	61	437-K.....	216	450					534-XK.....
8-247-R/L.....	61	450		6-450-R.....	8				535
249		6-450-R&L.....	8	8X-450-R.....	8				535-X.....
8-249-SS.....	257	12-450-R.....	68	12-450-R&L.....	68				535-XK.....
9-249-SS.....	257	13-450-R.....	68	13-450-R&L.....	68				536
249.....	257	18X-450-R&L.....	8	450-R.....	8				536-X.....
249-SS.....	257	450-R.....	8	T-450-R.....	8				536-XK.....
249Z		T-450-R&L.....	68	461					537
249Z.....	257	461		3W-461-SS.....	255				537-X.....
250		461.....	255	462.....	255				537-XK.....
4-250-L.....	257	462		502					555
4-250-R&L.....	257	3W-462-SSL.....	255	1-502.....	191				1-555-2.....
4-250-SSR&L.....	257	462.....	255	1-502-R.....	191				3-555-4.....
250.....	257	471		502.....	189				560
250-SS.....	257	3-471-SS.....	254	503					503.....
250Z.....	257	461.....	255	503-CR.....	189				503-CR.....
260		472		504					504.....
10-260-BR.....	66	3-472-SS.....	254	504-R.....	191				504-R.....
10-260-BR/L.....	61	18-472-SS.....	254	506					506
10-260-R.....	66	471-55X.....	254	506-PK.....	186				506.....
11T-260-BR.....	61, 66	471-55XN.....	255	510					506-PK.....
287B87		471ST-SS.....	292	CH-510.....	251				561
287B87-RM&L.....	149	471		CH510.....	238				2-561.....
300		3-471-SS.....	254	518					561.....
1-300-R.....	67	18-471-SS.....	254	518-NP.....	163				48, 308
1-300-R&L.....	67	471-55X.....	254						563
2-300-P5.....	67	471-55XN.....	255						2-563.....
3-300-P5.....	67	471ST-SS.....	292						2-563M.....

Part No.	Page No.	Part No.	Page No.	Part No.	Page No.	Part No.	Page No.	Part No.	Page No.
3-563	48	637		775		934		1979	
563	48	637	215	1-775-2	287	934	214	1-1979-1	229
563-50PK	49	637-K	215	775-1	287	934-K	214	4-1979-R&L	222
574		664		776		960		9-1979-1	230
1-574-2	287	1-664-2	287	1-776-2	287	1-960	195	9-1979-2	230
574-1	287	664-1	287	776-1	287	960	195	9-1979-2R&L	230
603		664-2	287	777		960-2P12	195	9-1979-UR&L	223
TR-603-11	190	664-10SS	287	1-777-2	287	960-15	195	9C-1979-2R&L	230
TR-603-R	190	666		777-1	287	970		23-1979-UR&L	224
606		1-666-2	287	778		970	195	1979-8	228
606	184	668		1-778-2	287	1030		1979-10	228
607		1-668-2	287	778-1	287	1030	136	1979-18	228
607	184	668-1	287	816		1030-A	136	1979-19	228
609		680		816	307	1031		1979-23	227
609	197	SA2-680-11B	154	816-K	307	2-1031-A	136	2100	
620		SA2-680-11C	154	830		1031	136	2-2100	93
2-620-PK	186	SA2-680-11T	154	ECL-830-KP8	23	1031-100A	136	2100	93
621		682		ECL-830-P8	23	1031-100B	136	2100-H	93
1-621-XA	187	2-682	154	ECL-830-SS19	23	1031-100C	136	21100	
2-621-PK	186	2-682-PK	154	834		1031-100D	136	15A-21100-A	131
623		3-682	154	834	217	1031-A	136	2200	
1-623-U	187	3-682-PK	154	834-K	217	1170		2200-H	93
623	187	4-682-PK	154	850		1170-B	158	2390	
626		SA2-682-12Y	154	1-850	194	1969		1-2390-50	177
626-KPK	184	SA2-682C-PK	154	2-850-U	194	6-1969-1	229	2-2390-50	177
626-PK	184	SA2-682T-PK	154	850	194	7-1969-18X	228, 239	3-2390-50	177
627		SA3-682C-PK	154	851		1969	225, 229	10-2390	318
1-627-6	294	SA3-682T-PK	154	1-851	194	1969-1	229	16-2390	318
2-627-6	294	685		2-851-U	194	1969-2X	229	2390	318
627-PK	294	685-PK	156	851	194	1969-6X	228, 239	2390-50	177
628		730		860		1969-35	229	2390-51	177, 318
628	156	ECL-730-KP8	20	11-860-UL	153	1969-P24	220	2390-A	317
628-APK	156	ECL-730-P8	20	12-860-UL	153	1969-UR&L	220, 221	2390-A7	318
628-BPK	156	734		13-860-UL	153	S1969-35	229	2390-A10	317
628-PK	156	734	215	860	62	1971		2390-A11	317
629		734-K	215	862		1971-20	227	2390-A12	317
629	156	740		1-862-R	152	1971-21	227	2390-A23	318
629-PK	156	1EC-740-LKP9	21	862-R	152, 255	1971-22	227	2390-A24	202
630		1EC-740-LP9	21	862-R&L	152	1971-25	227	2390-AMR	317
630-11	190	1EC-740-LPK9	21	872		1971-29	227	2390-AMR&L	317
630-SS	190	750		1-872-R	152	1971-U	227	2390-AR	317
ECL-630	24	1-750-CM	196	872-R	152, 255	1971-X	227	2390-AR&L	317
ECL-630-KP8	24	2-750-P	196	872-R&L	152	1971-XU	227	2391	
ECL-630-P8	24	2-750-SSP	196	8720-L	152	1972		21X-2391-425	318
634		750	196	900		2-1972-U	227	2391	318
634	215	750-10	196	11-900-SSR&L	81	3-1972-U	227	2500	
634F	215	750-SS	196	900-10	302	1972	223, 224, 227	1-2500-50	119
634-K	215	750-SS10	196	900-SSR	81	1974		1-2500-U	105
634S	215	ECL-750-KP9	18	900-SSR&L	81	1-1974-2	230	2-2500-50	119
634S-K	215	ECL-750-P9	18	901		1-1974-2X	230	3-2500-51	106
TL-634-SK	215	770		901-10	302	4-1974-2	230	6-2500-1	106
635		1-770-10	197	901-SSR&L	81	1974	229, 230	7-2500-U	105
635	215	CM-770-SS	197	930		1974-1B	230	9-2500-1	106
635-K	215	774		930	195	1974-1X	230	9-2500-50	119
636		1-774-2	287	932		1974-2	230	10-2500-50	119
636	215	774-1	287	11-932-SSR&L	81	1974-2X	230	13-2500-50	119
636-K	215					1974-R&L	225, 226	2500	105
								2500-1	106

Part No.	Page No.	Part No.	Page No.	Part No.	Page No.	Part No.	Page No.	Part No.	Page No.
2500-50	119	3690		15AL-4300	201	4850		2-4891	245
2500-U	105	3-3690-SSR	26	4300	201	4850-61PK	272, 294	2-4891-SS	245
2524		D-3690-61	295	AL7-4300	202	KB-4850	272	6-4891	245
AS1-2524	170	3691		AL-4300	201	4853		17-4891-SSX	245
AS2-2524	170	3-3691-R	26	4302		4853-XP8	323	4891	245
2525		3-3691-SSR	26	4302	201	4855		4897	
1-2525-10	211	3691	291	4303		7-4855-A	42	4897-XSS	260
1-2525-55X	110	3896		4303	203	8-4855-A	42	4901	
1-2525-SS51R	112	3896	265	4304		10-4855-AU	42	1-4901	246
1-2525-SS51R&L	112	3897		4304	203	4855-A	42	1-4901-25	246, 249, 300
4-2525-50R	110	3897	265	4305		4857		1-4901-25-01	300
4-2525-50 R&L	111	3972		4305	203	15-4857	36	1-4901-31A/B	298
4-2525-50R&L	110	2-3972-SS51	264	4373		15-4857-SSU	36	1-4901DB-51CY	297
4-2525-52	211	3-3972-82X	265	3-4373-SSX	261	18-4857-50	36	1-4901Z-25	300
4-2525-UR	110	3-3972-SS51	264	3-4373-X	261	4857-50	265	2-4901-25246, 249, 257, 300	
8-2525-50R	111	3-3972-SSU	265	4373-X	261	4857-51X	36	2-4901-61	295
8-2525-50 R&L	111	3972	265	4374		4857-82X	36	3-4901	246
8-2525-50R&L	111	3972-51	264	4374-X	261	4859		6-4901	246
18-2525-6	112	3972-82X	264, 265	4400		5-4859	243	28-4901	246
22-2525-50R	111	3973		4400	242	5-4859-SS	243	47-4901	246
22-2525-50R&L	111	3-3973-82X	265	4400-PK	242	6-4859-SS	243	4901	246
30-2525-U	110	3-3973-SSU	265	4597		4859	243	4901-16	295, 298
31-2525-U	110	3973	265	1-4597	211	4859-SS	243	4901-18M	295, 296, 297
2525-55X	110	3973-82X	265	4597	211	4860		4901-25	247, 274, 300
A22-2525-19	170	3974		4618		5-4860	243	4901-32	302
AL4-2525-19	170	3-3974-P9	265	4618	255	5-4860-SS	243	4901-51	295
AL5-2525-19	170	3-3974-SSU	265	4618-50	255	7-4860	263	4901-60	298
AL6-2525-19	171	3974	265	4802		7X-4860	263	4901-61	295, 298
AL7-2525-19	170, 171	3974-P9	265	P-4802Z-R&L	28	4860	243	4903	
AL26-2525-19	170	3975		4803		4860-SS	243	1-4903	246
AL-2525-19	170	3-3975-P9	265	3-4803-S50L	28	4861		3-4903	246
2526		3-3975-SSU	265	4804		5-4861	243	4-4903-SS	246
AL-2526-R&L	178	3975	265	3P-4804Z-R&L	28	4871		6-4903	246
AL-2526-UR&L	178	3975-P9	265	P-4804Z-R&L	28	4871-82X	36	60-4903-SS	246
AL-2626-R	178	4000		4820		4872		4903	246
3390		4000	242	1-4820	244	4-4872-SS	27	4904	
3390-AR	317	4200		3-4820	244	4872	27	1-4904	246
3601		3-4200	253	6-4820	244	4872Z	27	3-4904	246
1-3601-25, 26, 252, 268, 300		4201		7-4820-SS	244	4874		6-4904	246
3C-3601	252	3-4201	253	11-4820-SSU	244	2-4874	32	4904	246
3C-3601-SS	252	4201-9A	253, 302	28-4820	244	2-4874-SS	32	4905	
4C-3601	252	4210		31-4820	244	4874	32	1-4905	246
3601-25, 26, 252, 268, 300		3-4210	253	4820	244	4875		3-4905	246
3603		4211		4821		16-4875-SSU	36	6-4905	246
3C-3603	252	3-4211	253	1-4821	244	4875-82X	36	47-4905	246
3C-3603-SS	252	4220		3-4821	244	4876		4905	246
4C-3603	252	3-4220	253	6-4821	244	16-4876-52	36	4906	
3672		4221		11-4821-SSU	244	16-4876-82X	36	1-4906	247
3-3672	268	3-4221	253	4821	244	16-4876-SSU	36	3-4906	247
3C-3672	268	4250		4830		4876-82X	36	6-4906	247
3C-3672-SS	268	3-4250	263	4830-L	259	4890		37-4906	247
4C-3672	268	3-4250-BA	263	4830-R&L	259	2-4890	245	47-4906	247
13C-3672-SPKR&L	268	4273		4840		3-4890-X	245	69-4906	247
3672	268	3-4273	276	18-4840DB-SSR&L	37	6-4890	245	70-4906	248
C-3672	268	4300		4849		4890	245	99-4906	247
3673		3-4300	201	4849-BP8	323	4891		4906	247, 248
4C-3673	268	4-4300	201			1-4891-X	245	4906-25	247

Part No.	Page No.	Part No.	Page No.	Part No.	Page No.	Part No.	Page No.	Part No.	Page No.
4907		4972-82X	266, 267	31C-5597	206	5624-50	109	5654-1	232
1-4907	247	4973		5597	206	5624-50U	109	S-5654-XP24	233
3-4907	247	3-4973-82X	266, 267	5598		5624-52	101, 108, 173	5655	
6-4907	247	3-4973-SS51	266	2-5598	209	5624-53	173	29-5655-X	179
47-4907	247	4-4973-51	267	5600		5624-P24	109	37-5655-X	179
70-4907	248	5-4973-51	267	1-5600-ZU	284	5624-SS52	173	40-5655-12	174, 303
84-4907	248	4973	266	6-5600-SSPK	284	5624-U	108, 109	40-5655-X	179
85-4907	248	4973-82X	266, 267	6-5600-U	284	A23-5624-50U	109	43-5655	179
88-4907	248	4974		5600-50	284	A25-5624-50U	109	44-5655-SSX	179
89-4907	248	3-4974-P9	266, 267	5600-51	284	AL-5624-7	173	45-5655-SSX	179
907	247, 248	3-4974-SS51	266	5600-61	284	AL-5624-52	173	46-5655-SSX	174
4909		25-4974-SS51	267, 274	5600-SS50	284	5630		47-5655-SSX	179
4909-U	251	34-4974-51	266	5600-SS51	284	11-5630-A	32	48-5655-SSX	179
4960		34-4974-SS51	267, 274	5600-SSPK	284	11-5630-SSA	32	48-5655-X	179
3-4960	251	43-4974-SS51	267	5600-U	284	18-5630-SSA	32	53S-5655	174
4-4960-SS	258	4974	266	5601		5630-A	29, 32	53S-5655-X	179
5-4960-SS	258	4974-52U	212, 265, 266	5601-Z50	284	5630-B	29	56-5655-SSX	179
4960	251	4974-P9	266, 267	5601-Z51	284	5630-ZA	32	58-5655-SSX	179
4961		4974-S52U	212	5601-ZU	284	P-5630-SSC	27	61-5655-X	179
4-4961-SS	258	4975		AL-5601-ZU	284	5631		64-5655-50X	179
5-4961-SS	258	3-4975-P9	266, 267	5602		5631-14	109, 119	66-5655-SSX	179
4961	251	3-4975-SS51	266	5602-Z	285	5631-15	109, 119	68-5655-SSX	179
4962		25-4975-SS51	267, 274	5602-Z1A	285	5631-51R&L	101	77-5655-X	179
4962	274	4975	266	5602-Z-50	285	5631-P24R&L	101	77-5655-XU	179
4963		4975-25	303	5602ZUA	285	5631-UR&L	101, 108	98-5655-XSS	179
3-4963-SSPK	274	4975-P9	266, 267	5602-ZUB	285	5644		5655-SSX	174, 179
4968		5073		5605		5644-6	103	5655-X	174, 179
6-4968-51	260	1-5073	135	1-5605-HR&L	100	5644-XU	104	5658	
8-4968-55R&L	322	1-5073-U	135	1-5605-SR&L	100	5645		5658-2X	118
4968	260	5370		2-5605-HR&L	100	5645-XU	104	5658-X82X	103, 104
4968-52U	95	5370-X	89	2-5605-SR&L	100	5646		5659	
4968-55R	322	5378		5605-L	100	1-5646-54	40, 120	5659-82X	104
4968-55R&L	322	5378-X	89	5605-R&L	100	2-5646-54	120	5659-X82X	104
4968-55X	322	5380		5611		6-5646-50E1	104	5660	
4968-P9	260	1-5380	90	5611-5X	40, 118, 265	36-5646-6X	119	5660-25	237
4968-SSP9	260	5380-X	90	5611-82X R&L	102	5646-2XX	103, 104	5660-E1	237
4969		5559		5611-R	102	5646-6X	119	5661	
4969-P9	260	5559	107	5613		5646-50U	104	5661-7R	236
4969-SSP9	260	5559-1	107	5613-R	95	5646-50XU	104	5661-8R	236
4972		5560		5613 R&L	95	5646-54	40, 81, 82, 104, 120	5661-52	236
3-4972-82X	266, 267	2-5560	180	5613-R&L	95	5646-P5	40	5661-P24	236
3-4972-SS51	266	5597		5613-XP8R&L	95	5646-X2XX	103, 104	5663	
13-4972-S50R	275	3-5597	206	5613-XRP8	95	5647		5-5663-SSP	238
13-4972-S50R&L	275	6-5597	206	5619		15-5647-50X	104	5-5663SSP	238
14-4972-50R&L	275	8-5597	206	5619	49	5647-50X	104	5DB-5663-SSP	238
15-4972-S50R&L	275	10-5597-U	208	5619-A	49	5647-50XU	104	5K-5663-SSP	238
37-4972-S51R	275	10C-5597-PK	207	5619-SSA	49	5647-X2XX	104	25-5663	238
41-4972-5	119	14-5597	206	5620		E1-5647-50X	104	25-5663-SSP	238
45-4972-82X	267	16-5597	207	5620	49	5650		28-5663-SSP	238
46-4972-PKR&L	275	18-5597-U	207	5621		5650-6	232	5663-52	236
55-4972-20S	272	20-5597	207	AL3-5621-U	178	5650-7	232	5663-P24	236
55-4972-50S	272	21-5597-U	208	AL-5621-U	178	5653		5667	
55-4972-USS	272	22-5597	208	5624		1-5653-A	178	5667-L	92
4972	266	23-5597	207	81-5624-U	109	3-5653-AU	178	5667-L&R	92
4972-5	119, 265, 266	24-5597-U	208	87-5624-52	173	5653-A	176	5669	
4972-52	266	25-5597-U	209	88-5624-SS52	173	5654		3-5669-L	92
4972-58	264	26-5597-X	208	89-5624-52	173	2-5654-1	232	3-5669-L&R	92
4972-58U	265, 266	27-5597	206	5624-12	173	2S-5654-XP24	234	5669-L	92

Part No.	Page No.	Part No.	Page No.	Part No.	Page No.	Part No.	Page No.	Part No.	Page No.
5669-L&R	92	30-5897-1	140	6521-SSP	146	6930		7960	
5690		30-5897-50	139	6531		9-6930-UR	38	3-7960	263
7-5690-50	10	31-5897-50	139	6531	147	7462		3-7960-SS	263
5696		33-5897-50	139	6531-SSP	147	7462	166, 195	8000	
5696	98	35-5897-1	140	6532		7500		2-8000-R&L	31
5697		5897-4	138, 140	6532	147	7500	231	2-8000-SSR&L	31
5697-C	309	5897-SS3	138, 140	6532-SSP	147	7502		2-8000-XR&L	31
5697-D	309	5897-SS4	140	6541		1-7502-P24	232	2-8000Z-R&L	31
5698		5900		6541	147	2-7502-P24	232	6-8000-R	39
5698-AL	98	3-5900	250	6541-SSP	147	7502-1	232	6-8000-R&L	39
5809		3-5900-P	249	6542		7502-2	232	6-8000-SSR&L	39
2-5809-R&L	309	6-5900-P	249	8-6542-SSP	148	7502-3	232	10-8000-7	31, 39, 244, 245, 301
5809-R	309	5900	250	6542	147	7502-P24	232	11-8000-R&L	31
5809-R&L	309	5901		6542-SSP	147	7502-UR&UL	231	12-8000-R&L	31
5867		3-5901	250	6601		7503		13-8000-7	301
5867	148	18-5901-SSU	250	6601-2	285, 286	1-7503-P24	232	14-8000-R&L	31
5867-L	148	5902		6601-3	286	2-7503-P24	232	17-8000-R&L	31
5867-R&L	148	3-5902-P	249	6601-4	286	7503-1	232	8000-L	31
5868		3-5902P	249	6601-5	286	7503-P24	232	8000-R&L	31
5868-L	148	4-5902-P	249	6602		7504		8000Z-R	31
5868-R&L	148	5974		3-6602-50	288	1-7504-P24	232	8000Z-R&L	31
5869		1-5974-SS50	268	6602-50	285	2-7504-P24	232	8001	
1-5869-X	144	1-5974-SSPK	267, 268	6602-U	285, 286	7504-P24	232	2-8001-X	78
5869-X	144	2-5974-SSU	268	6603		7505		2-8001-XU	78
5870		3-5974-PK	268	6603-50	286	1-7505-P24	232	4-8001-X	78
1-5870-X	144	6-5974-PK	268	6606		7505-P24	232	4-8001-X82X	78
6-5870-1	149	9-5974-SSPK	268	6606-50	285	7506		5-8001-X	78
6-5870-2X	149	5974-SS51	268	6608		7506-P24	232	8001	79
14-5870-X	144	6068		2-6608-1	288	7507		8001-50X	78
5870-X	144	6068	90	6609		7507-P24	232	8001-53	79
5880		6300		1-6609-50	288	7650		8001-55U	79
14-5880-XL	145	6300-18	202	6609-50	288	2-7650-U	307	8001-55U-15	78
14-5880-XR&L	145	6300-24	202	6630		7652		8001-X	78
5884		6300-36	202	6630	29	2-7652-U	307	8001-XU	78
5884	138	6411		6697		7900		8004	
A1-5884-GU	138	6411-44ESS	162	6697-D	309	3-7900	262	2-8004-R/L	35
5885		6411-B	162	6700		7901		2-8004-R&L	33
5885	138	6411-BSS	162	6700-UR	143	2-7901DB-61	295	2-8004-SSR/L	35
A1-5885-U	138	6411-D	162	6700-UR&L	143	3-7901	262	2-8004-SSR&L	33
5888		6411-DSS	162	6704		3-7901-SS	262	2-8004-SSXR/L	35
5888-3	138	6411-E	162	6704-SSP9	143	5-7901	262	2-8004-XR/L	35
5889		6411-ESS	162	6705		11-7901-SS	262	4-8004 R	39
1-5889-XL	145	6411-G	162	1-6705	150	7901	291	4-8004-R	39
1-5889-XR&L	145	6411-H	162	6705	150	7901-61	296	4-8004-R/L	35
5889-X	144, 145	6411-HSS	162	6902		D-7901-61	295	4-8004-SSR/L	35
AL1-5889-XR&L	145	6411-J	164	6902	81	7901Z		4-8004-SSR&L	39
5890		6511		6902-9	82, 118	5-7901Z	262	5-8004-R	39
1-5890-X	145	6511	146	6903		6-7901Z	262	5-8004-R/L	35
14-5890-X	145	6511-SSP	146	3-6903-50	38	7940		9-8004-R/L	35
5890-X	145	6515		3-6903-U	38	1-7940DB-51PK	298	11-8004-R/L	35
5897		6515	141	6904		2-7940DB-61U	298	13-8004-SSR/L	35
9-5897-1	140	6515-SSP	141	3-6904-50	38	18-7940-SS	262	13-8004-XR/L	35
18-5897-SS1N	140	6516		3-6904-U	38	7940	291	15-8004-SSR/L	35
18-5897-SS3	138	6516	141	6905		7940-51CY	297	16-8004-SSR/L	35
19-5897-1NB	140	6516-SSP	141	3-6905-50	38	7950		18-8004-R	39
26-5897-1	140	6521		3-6905-U	38	7950-52U	62, 66	18-8004-R&L	39
29-5897-IN	140	6521	146					18-8004-SSR/L	35

Part No.	Page No.	Part No.	Page No.	Part No.	Page No.	Part No.	Page No.	Part No.	Page No.
18-8004-SSR&L.....	39	39-8400-SSR/L.....	35	9120		15621-DB.....	297	16592-R.....	62, 63
19-8004-R/L.....	35	40-8400-SSR/L.....	35	4-9120-SSX-R&L.....	83	15621-KC.....	36	16592-R&L.....	51, 53
20X-8004-SSR/L.....	35	41-8400-SSR/L.....	35	4-9120-SSXR&L.....	83	15852		16592-SSR.....	63
21X-8004-SSR/L.....	35	8400.....	34	14W-9120-SSR.....	83	15852.....	138	16619	
23-8004-R/L.....	35	8400-12R.....	34	14W-9120-SSR&L.....	83	15924		1-16619-15PK.....	114
8004-R.....	33	8400-61X.....	296	15W-9120DB-SSR.....	83	15924.....	109	1-16619-25PK.....	114, 307
8004-R/L.....	35	8400-R/L.....	35	15W-9120DB-SSR&L.....	83	16298		1-16619-31PK.....	114
8004-R&L.....	33	8491		15W-9120DB-SXR&L.....	83	16298.....	125, 126	16619-15PK 9, 114, 154, 298	
8055		3-8491-SSR.....	26	15WP-9120DB-SSR&L.....	83	16299		16619-25PK.....	114, 253
8055.....	181	8850		16W-9120-SSR.....	84	16299.....	125	16619-31PK.....	253
8060		1-8850-PK.....	198	9121		16301		16619-PK.....	135
40-8060-12.....	175	8850.....	198	14W-9121-SSR&L.....	83	16301.....	125, 126	16642	
50-8060-12.....	175	8850-PK.....	198	9132		16302		1-16642-10.....	71
51-8060-12.....	175	8851		21-9132-SSPKR.....	84	16302-SS.....	125	13D-16642-61PR&L.....	297
8061		1-8851-PK.....	198	9600		16339		14D-16642-61PR&L.....	297
45-8061.....	175	8851.....	198	1-9600-15AH.. 250, 259, 261,		16339.....	126	16642-10.....	71
47-8061.....	175	8851-PK.....	198	301		AL-16339.....	126	16645	
55-8061.....	175	9000		1-9600-15 AV.....	301	AL-16339-A.....	126	1-16645-PK.....	63
57-8061.....	175	9000.....	85	1-9600-15AV.....	250, 261	AL-16339-A & B.....	126	16682	
57-8061-SS.....	175	9000-10X.....	80, 81, 82, 302	1-9600-15 BH.....	301	AL-16339-B.....	126	1-16682.....	117
8062		9000-PL61.....	294	1-9600-15BH.....	250, 261	16340		2-16682.....	117
45-8062.....	175	9000-SS.....	80	1-9600-15BV... 250, 261, 301		AL-16340.....	126	16682.....	117
45-8062-SS.....	175	9000-SSPL.....	80	1-9600DB-51CY.....	296	AL-16340-A.....	126	16714	
47-8062.....	175	9001		9600.....	291	AL-16340-A & B.....	126	16714-RP&LP.....	124
55-8062.....	175	9001.....	80	9600-PK.....	261	AL-16340-B.....	126	16716	
57-8062.....	175	9001-10X.....	80, 81, 82, 302	9601		16372		1-16716-R.....	72
8300		9001-SS.....	80	9601-PK.....	261	16372.....	138	1-16716-R&L.....	72
25-8300-SSR&L.....	33	9010		9605		16377		16716-R.....	72
43-8300-R&L.....	33	1-9010DB-5-KEY.....	43	9605-C.....	204	16377.....	115	16716-R&L.....	72
8400		16-9010DB.....	296	9611		16400		16717	
2-8400-R/L.....	35	9010-61P5.....	296	1-9611.....	204	16400.....	107	14-16717-PRK.....	273
2-8400-SSR.....	34	9010-R&L.....	81	9611.....	204, 285	16400-C.....	107	15X-16717-PKR.....	273
2-8400-SSR/L.....	35	9010-SSR.....	81	9672		16404		16720	
4-8400-R/L.....	35	9010-SS R&L.....	82	9672-PK.....	269	16404-PKR&L.....	291, 296	1-16720-3.....	118
4-8400-SSR/L.....	35	9010-SSR&L.....	81	9674		16431		1-16720-6.....	291
5-8400-R/L.....	35	9011		9674-B3.....	195	1-16431-A.....	273	1-16720-50PK.....	291
9-8400-R/L.....	35	9011-R&L.....	81	9700		1-16431-B.....	273	2-16720-7.....	291
11-8400-R/L.....	35	9011-SSR&L.....	81	9700-U.....	250	16431.....	135, 273	2-16720-8.....	291
13-8400-R/L.....	35	9020		9750		16458		2-16720-9.....	291
13-8400-SSR/L.....	35	9020-P5.....	40, 82	9750-U.....	259	16458.....	229	2-16720-10.....	291
15-8400-SSR.....	34	9020-R&L.....	81	9751		16489		16720-1U.....	291
15-8400-SSR/L.....	35	9020-SSR.....	81	9751-U.....	259	16489.....	47, 96, 97	16720-2.....	291
16-8400-R/L.....	35	9020-SSR&L.....	81	9772		16553		16720-3.....	118
16-8400-SSR/L.....	35	9021		9772-PK.....	269	1-16553.....	301	16720-4.....	291
18-8400-SSR/L.....	35	9021-R&L.....	81	9773		16553.....	33, 39, 301	16720-5.....	291
19-8400-R/L.....	35	9021-SSR&L.....	81	9773-PK.....	269	16556		16722	
20X-8400-SSR/L.....	35	9030		9872		16556.....	117	16722-51PK.....	116
21X-8400-SSR/L.....	35	9030-R&L.....	82	3-9872-15.....	302	16558		16746	
23-8400-R/L.....	35	9030-SSR&L.....	82	9872-PK.....	269	16558.....	302	1-16746-U.....	291
24-8400-SSR/L.....	35	9030-U.....	82	9873		16560		16746-U.....	134, 291
25-8400-SSR/L.....	35	9030-UR.....	82	9873-PK.....	269	20-16560.....	116	16771	
26-8400-SSR/L.....	35	9031		9967		27-16560.....	116	16771.....	117
30-8400-SSR/L.....	35	9031-R&L.....	82	1-9967-D.....	325	16560.....	116	16771-84.....	117
31-8400-SSR/L.....	35	9031-SSR.....	82	10611		16592		16771-99.....	117
32-8400-SSR/L.....	35	9031-SSR&L.....	82	10611.....	73	1-16592-SSR.....	63	16771-159.....	117
34-8400-SSR/L.....	35	9032		15621		16592.....	51, 52	16771-193.....	117
36-8400-SSR/L.....	35	11-9032-SSR-32.....	82	15621.....	297			16771-195.....	117
37-8400-SSR/L.....	35								

Part No.	Page No.	Part No.	Page No.	Part No.	Page No.	Part No.	Page No.	Part No.	Page No.
16771-206	117	16947		18400-54PR-31	40, 41	18500-54PL-30	41	19421-R	14
16771-235	117	1C-16947-R	135	18400-201L-03	40	18500-54PL-31	41	19421-R&L	14
16771-295	117	2C-16947-R&L	135	18400-P5	40	18500-54PR-30	41	20000	
16771-323	117	3C-16947-R	135	18401		18500-54PR-31	41	13-20000-50R	271
16771-335	117	16948		1-18401DB-KEY-09	40	18501		13-20000-50R&L	271
16777		1-16948-28SS	329	18401-54PL-03	41	18501-54PL-30	41	15-20000-50R	271
16777-PK	320	16948	328	18401-54PL-30	41	18501-54PL-31	41	15-20000-50R&L	271
16784		16948-28SS	329	18401-54PL-31	41	18501-54PR-30	41	20000-11	303
1-16784-U	155	FAN-16948	330	18401-54PR-03	41	18501-54PR-31	41	20000-NLR&L	270
16784-U	155	16950		18401-54PR-30	41	18520		20000-R	270
16817		1-16950	192	18401-54PR-31	41	18520-54PL-30	41	20000-R&L	270
16817-R&L	114	16950	192	18402		18520-54PL-31	41	21000	
16832		16952		18402-R&L	40	18520-54PR-30	41	21000	132
12-16832-PKR&L	86	16952-U	291	18420		18520-54PR-31	41	21000-PK	131, 270
12-16832-UR&L	86	16953		18420-54PL-03	41	18521		21000-PKL	134
16832-12	117	15A-16953-PU	132	18420-54PL-30	41	18521-54PL-30	41	21000-PKL&R	134
16832-24	117	16956		18420-54PL-31	41	18521-54PL-31	41	21000-PKNL	131, 270
16832-36	86, 117	16956	328	18420-54PR-03	41	18521-54PR-30	41	21000-PKNL&R	134
16832-48	40, 117	16956-28SS	329	18420-54PR-30	41	18530	41	21000-PKNR	134
16838		16957		18420-54PR-31	41	18530		21000-PKNR&L	131
AL-16838-R&L	200	7-16957-R	72	18421		18530-54PL-30	41	21000-PKR&L	131
16839		7-16957-R&L	72	18421-54PL-03	41	18530-54PL-31	41	21100	
AL-16839-R&L	181	16960		18421-54PL-30	41	18530-54PR-30	41	10-21100-15C	303
16841		16960	322	18421-54PL-31	41	18530-54PR-31	41	10-21100-K	131
AL-16841	200	16977		18421-54PR-03	41	18531		11-21100	131
16843		16977	331	18421-54PR-30	41	18531-54PL-30	41	12-21100-K	131
16843-U	306	16979		18421-54PR-31	41	18531-54PL-31	41	21100	131, 132
16857		16979	331	18430		18531-54PR-30	41	21101	
16857-50	239	16981		18430-54PL-03	41	18531-54PR-31	41	10-21101	131
16858		16981	331	18430-54PL-30	41	18532		12-21101	131
16858-R&L	114	16982		18430-54PL-31	41	12-18532-54PL-30	41	21101	131
16884		16982	332	18430-54PR-03	41	12-18532-54PL-31	41	22000	
1-16884-PKX	155	16984		18430-54PR-30	41	12-18532-54PR-30	41	2-22000-LCL	277
16896		16984	332	18430-54PR-31	41	12-18532-54PR-31	41	2-22000-LCL&R	277
7-16896-R&L	68	16985		18430-R	40	18533		3-22000-LCL	277
16896-R	68	16985	332	18431		12-18533-54PL-30	41	3-22000-LCL&R	277
16900		17021		18431-54PL-03	41	12-18533-54PL-31	41	22100	
PU9T-16900-R&L	12	17021-10M	74	18431-54PL-30	41	12-18533-54PR-30	41	1-22100	277
16906		17400		18431-54PL-31	41	12-18533-54PR-31	41	1-22100-LCL	277
2T-16906-52M	12, 71	6-17400-R	70	18431-54PR-03	41	19200		1-22100-LCL&R	277
3-16906-R	12	7-17400-R	69	18431-54PR-30	41	19200-R	14	2-22100	277
3-16906-R&L	12	7-17400-R&L	69	18431-54PR-31	41	19200-R&L	14	26945	
5-16906-52M	71	11-17400-R	70	18432		T-19200-52	74	26945	142
5-16906-52R&L	12	21-17400-R	69	12-18432-54PL-03	41	19300		28400	
9-16906-R&L	12	25-17400-R	69	12-18432-54PL-30	41	19300-R	14	28400	291
9D-16906-R&L	12	29-17400-L	69	12-18432-54PL-31	41	19300-R&L	14	28400-54R&L	43
16906-R	12	17400-R	70	12-18432-54PR-03	41	19400		28400A-60U	43
16906-R&L	12	17400-R&L	70	12-18432-54PR-30	41	1T-19400-50M	73	28400B-60U	43
T-16906-R&L	12	18400		12-18432-54PR-31	41	1T-19400-52M	11, 74	28400C-60U	43
16919		1-18400DB-KEY-09	40	18433		2T-19400-50M	73	28400-R&L	43
1D-16919-R&L	12	3-18400-15	40	12-18433-54PL-03	41	3-19400-15	73	28402	
2D-16919	12	18400	40, 291	12-18433-54PL-30	41	12PT-19400-52	74	28402-L	44
2D-16919-R&L	12	18400-54PL-03	41	12-18433-54PL-31	41	T-19400-52	11, 74	28402-R&L	44
16945		18400-54PL-30	41	12-18433-54PR-03	41	19420		28420	
1-16945	142	18400-54PL-31	41	12-18433-54PR-30	41	19420-R	14	28420-54R&L	44
16945	142	18400-54PR-03	41	12-18433-54PR-31	41	19421		28420-L	44
		18400-54PR-30	41	18500		19421-MR&ML	14	28420-R&L	44
				18500	40				

Part No.	Page No.	Part No.	Page No.	Part No.	Page No.	Part No.	Page No.	Part No.	Page No.
28430		38-48750-SSR&L.....	30	0-565698-82X.....	100	P2240-7	326		
1-28430-R&L.....	43	48750-25B	30, 303	565699		P2240-8	326		
7P-28430-R&L.....	43	48751		17-565699-52XU.....	210	P2240-10.....	326		
28430-54R&L.....	44	38-48751-SSR&L.....	30	37-565699-SS52.....	210	P2240-11.....	326		
28430-L.....	44	62222		38-565699-S52U.....	210	P2240-12.....	326		
28430-R&L.....	44	1-62222-SS.....	311	565699-51U.....	95, 210	P2300			
28630		2-62222-SS.....	311	565699-52U.....	95	P2300-6	326		
6-28630-R&L.....	44	62279		575709		P2300-7	326		
28630-15.....	43	1-62279-SS.....	310	1-575709-50.....	180	P2300-8.....	326		
28630-60U.....	43	2-62279-SS.....	310	AL1-575709.....	180	P2300-10.....	326		
28630-L.....	44	3-62279-SS.....	310	AL3-575709.....	180	P2300-16.....	326		
28630-R&L.....	44	4P-62279-SS.....	311	585809					
30004		90320		1-585809.....	320				
30004.....	235	12-90320.....	85	2-585809.....	320				
30004-SS.....	235	12-90320-SSPKL.....	85	606009					
30005		12-90320-SSPKR&L.....	85	1-606009.....	320				
30005.....	235	12-90320-SSUR&L.....	85	606009.....	320				
30005-SS.....	235	12-90320ST-SSLCPKR&L.....	292	3080799					
31100		90320ST-61PK.....	292	3080799.....	278				
9-31100-UK.....	133	90322		3080800					
9-31100-UKR&L.....	133	90322ST-61PK.....	292	3080800.....	278				
10-31100-UK.....	133	299712		3080801					
11-31100-UK.....	133	299712.....	115	3080801.....	278				
40901		500875		3080802					
1-40901-L.....	280	500875.....	163	3080802.....	278				
1-40901-R&L.....	280	549637		3080981					
40901DB-PL61.....	280, 281	549637.....	163	3080981.....	278				
40901-R&L.....	280	549639		12378771					
IN-40901-L.....	280	549639.....	163	12378771.....	202				
IN-40901-R&L.....	280	565692		12417944					
40930		565692-50.....	209	12417944-PK.....	186				
40930-L.....	279	565692-U.....	209	12420772					
40930-R&L.....	279	565694		12420772.....	197				
IN-40930-L.....	279	34-565694-55XU.....	95	EAA-8200					
IN-40930-R&L.....	279	565694-10.....	209	EAA-8200.....	124				
40950		565694-55U.....	95	EAA-8350					
40950-R-LC.....	281	565694-55XU.....	95	EAA-8350.....	124				
40950-R&L-LC.....	281	565694-82X.....	95, 209	EAA-8500					
IN-40950-R-LC.....	281	565694-82XR.....	95	EAA-8500.....	124				
IN-40950-R&L-LC.....	281	565694-R&L.....	95	EAA-8600					
40960		565697		EAA-8600.....	124				
40960-16.....	278, 281	2-565697.....	209, 210	EAA-8700					
40960-R&LLC.....	281	11-565697.....	209	EAA-8700.....	124				
40982		17-565697.....	209	EBB-10100					
40982-LCR.....	279	18-565697.....	209	EBB-10100.....	124				
40982-LCR&L.....	279	565697.....	209, 210	ITD14000858					
40983		565698		ITD14000858.....	115				
40983-LCR&L.....	278	26-565698-82XR&L.....	100	ITD14000863					
48750		565698-5.....	95, 100, 265, 266	ITD14000863.....	115				
8-48750-SSL.....	30	F-565698-82X.....	100	ITD14002390					
9-48750-SSR&L.....	30	F-565698X-82X.....	100	ITD14002390.....	115				
13-48750-SSR&L.....	30	FO-565698-82X.....	95	ITD14003067					
15-48750-SSR&L.....	30	FO-565698-R&L.....	95	ITD14003067.....	115				
19-48750-SSR&L.....	30	FOR-565698-82X.....	100	P2240					
20-48750-SSR&L.....	30	FOR/L-565698-82XR&L.....	100	P2240-3.....	326				
36-48750-SSR&L.....	30	FR-565698-XP8.....	100	P2240-4.....	326				
37-48750-SSR&L.....	30	FR/L-565698-82X.....	100						